

1 **PREPRINT**

2 **Sex-specific discrimination of familiar and**
3 **unfamiliar mates in the Tokay gecko**

4 Marie-Ornelia Verger^{a,b}, Maëlle Devillebichot^c, Eva Ringler^b, Birgit Szabo^{b*}

5
6 ^a University Sorbonne Paris Nord, Paris, France

7 ^b Division of Behavioural Ecology, Institute of Ecology and Evolution, University of
8 Bern, Bern, Switzerland

9 ^c Department of Physics, Chemistry and Biology, Linköping University, Linköping,
10 Sweden

11
12 *Correspond to: Birgit Szabo, Division of Behavioural Ecology, University of Bern,
13 Wohlenstrasse 50a, 3032 Bern, Switzerland; email: birgit.szabo@gmx.at,

14 ORCID BS: 0000-0002-3226-8621

15 ORCID MD: 0009-0007-2695-4880

16 ORCID ER: 0000-0003-3273-6568

17
18
19 **Acknowledgements**

20 This work was supported by the University of Bern and the Swiss National Science Foundation
21 (SNSF) [grant 310030_197921, PI: ER].
22
23
24

25 **Abstract**

26 Social animals need to keep track of other individuals in their group to be able to adjust their
27 behaviour accordingly and facilitate group cohesion. This recognition ability varies across
28 species and is influenced by cognitive capacities such as learning and memory. In reptiles,
29 particularly Squamates (lizards, snakes, and worm lizards), pheromonal communication is
30 pivotal for territoriality, reproduction, and other social interactions. However, the cognitive
31 processes underlying these social interactions remain relatively understudied. In our study,
32 we examined the ability of male and female Tokay geckos (*Gekko gecko*) to chemically
33 differentiate familiar and unfamiliar mating partners. Our findings suggest that both sexes can
34 make this distinction, with males responding stronger to the odour of a familiar mate, and
35 females responding more to unfamiliar mates. The lizards maintained their discriminatory
36 abilities for two to three weeks but not up to six weeks after separation, indicating a potential
37 involvement of memory. This research highlights the efficacy of using pheromones as social
38 stimuli for investigating social cognition in lizards, a promising avenue to better understand
39 social cognition in these animals.

40

41 *Key words:* mate choice, pheromones, recognition, Squamata, tongue flick, vomerolfaction

42

43

44 **Introduction**

45 The ability to recognise individuals is most important for social animals in order to adjust their
46 behaviour appropriately in recurring encounters depending on the identity of the conspecific
47 (e.g. kin, group or not a member, familiar/potential new mating partner or competitor; Yorzinski
48 2017) and the context (e.g. parental care, courtship or territory defence; Edward 2015;
49 Yorzinski 2017). Individuals of highly social species that live in complex group structures might
50 be able to recognize and differentiate single individuals (e.g. Bull et al. 2000; Sayigh et al.
51 1999), which is expected to facilitate group cohesion (Rios and Kraenkel 2017). In turn,
52 individuals from other, less social species, might only be able to discriminate categories of
53 individuals such as familiar versus unfamiliar (Yorzinski 2017). Variation in the ability to
54 recognise individuals across taxa is caused by variation in the underlying cognitive capacity,
55 such as learning or memory (Yorzinski 2017). These capacities have been largely tested and
56 confirmed in mammals (e.g. Gilfillan et al. 2016; Proops et al. 2009), but information in other
57 taxa are more scarce (Houck 2009).

58 Depending on the species, the cues used to discriminate between individuals can
59 involve visual signals (e.g. Parr et al. 2000), acoustic signals (e.g. Miller 1979; Nichols and
60 Yorzinski 2015; Warrington et al. 2015), olfactory signals such as pheromones (e.g. Kaur et
61 al. 2014; Keller et al. 2009; Péron et al. 2014), or combinations of different sensory modalities
62 (e.g. Gilfillan et al. 2016; Proops et al. 2009). Across taxa, pheromones are used for social
63 communication (Keller et al. 2009). For example, in the crayfish *Orconectes limosus*, juveniles
64 chemically discriminate their mothers from unfamiliar females, preferentially associate with
65 them and females are less likely to prey on their own offspring (Mathews 2011). Furthermore,
66 zebra finch chicks (*Taeniopygia guttata*) also chemically discriminate their parents from
67 unfamiliar adults and beg more towards chemicals originating from their parents (Caspers et
68 al. 2017). Moreover, male but not female *Trogonophis wiegmanni* discriminate sex based on
69 chemical cues, and both sexes discriminate a familiar from an unfamiliar mating partner
70 (Martin et al. 2020). Research in several mammalian species demonstrated that the main
71 olfactory system is involved in the recognition of mates (Bakker 2003; Keller et al. 2009), and

72 the vomeronasal system is the main pathway for chemical recognition in reptiles (Martín and
73 López 2011; Mason 1992). Therefore, the olfactory system is the prominent pathway involved
74 in chemical communication across taxa.

75 Reptiles strongly depend on their chemosensory perception, and therefore, have a
76 highly developed vomeronasal system (Martín and López 2011; Mason 1992; Scott et al.
77 2015). Chemoreception, comprising pheromones, is deeply involved in reptile territoriality,
78 reproduction, recognition of individuals, choice of partner, and social communication (Cooper
79 1994; Martín and López 2011; Mason 1992). Pheromones are produced by the femoral and
80 precloacal glands (Cooper and Burghardt 1990; Houck 2009; Martín and López 2011; Mason
81 1992; Weldon et al. 2008). To perceive these pheromones, reptiles, specifically Squamates
82 (lizards, snakes and worm lizards), are known to perform tongue flicks (Cooper 1994). A
83 tongue flick is a protrusion of the tongue out of the mouth to act as a sampling instrument for
84 the collection of volatile and non-volatile compounds (Cooper 1994). Using the tongue flick
85 quantification method, studies have shown that some lizards species can discriminate their
86 own odour from that of their conspecifics (e.g. Alberts 1992; Aragón et al. 2001; Cooper et al.
87 1999; Mangiacotti et al. 2020; Moreira et al. 2006; Szabo and Ringler 2023), familiar from
88 unfamiliar conspecifics (e.g. Aragón et al. 2001; Font and Desfilis 2002), kin from non-kin (e.g.
89 Bull et al. 1994, 2000; Main and Bull 1996) and can even discern dominance status (e.g.
90 Moreira et al. 2006). Even though these studies have already demonstrated the capacities of
91 different lizard species to use chemicals for social communication, so far, we know little about
92 the levels of discrimination that different species are exhibiting (e.g. own group versus foreign
93 group, kin versus non-kin, parent-offspring, familiar-unfamiliar). Furthermore, different levels
94 of discrimination ability as well as memory might be adaptive depending on the level of
95 sociality (e.g. short term versus long term groups) or mating system (e.g. monogamy versus
96 polygamy) across species.

97 In this study, our aim was to investigate whether Tokay geckos (*Gekko gecko*), a social
98 lizard species, can discriminate the odour of a familiar from an unfamiliar mate. Furthermore,
99 we wanted to know for how long individuals are able to discriminate, and if there are

100 differences between males and females. To this end, we presented lizards with five stimuli: a
101 blank control (untreated filter paper), pungency control (peppermint essential oil), their own
102 odour, the odour of a familiar mate, and the odour of an unfamiliar, potential new mate. To
103 assess how discrimination ability changes over time, we presented lizard with the stimuli four
104 times across four months.

105 Male Tokay geckos are territorial and produce calls to defend their territory, but also
106 to attract females (Grossmann 2007). Males and females stay together for at least one
107 breeding season which lasts about four months (Nijman and Shepherd 2015). We, therefore,
108 expected that geckos could discriminate between familiar and unfamiliar mates using
109 pheromones. However, we expected a difference between the sexes that could be due to the
110 fact that males are more territorial, and females can store sperm from different males up to
111 three to four months (personal observation). Furthermore, we expected that geckos would
112 show more tongue-flicks towards stimuli from unfamiliar mates, because mating with a new
113 partner would increase their fitness; for example, if there are benefits of polygamy (i.e. having
114 many mating partners). We also expected that individuals would produce more tongue flicks
115 toward social stimuli than controls, and that they would show lower responses towards their
116 own odour, because it is most familiar. Finally, we expected that the geckos' ability to
117 discriminate would decrease over time: (1) If the mechanism underlying recognition is
118 habituation (short-term change that at least partially reverts back to its original state after a
119 certain period of time with no stimulation; Thorpe 1963; Rankin et al. 2009), we expected a
120 fast decrease within the first two weeks (e.g. Glaudas 2004; Herzog et al. 1989). We expected
121 to see a very low level of responses already in the first session (after 2 weeks of separation),
122 because habituation would decline rapidly when no longer exposed to the odour of a familiar
123 mate. (2) If the mechanism is learning and memory, we expected a slow decrease with
124 individuals potentially still able to discriminate after four months.

125

126 **Methods**

127 Animals, captive conditions and husbandry

128 14 adult, naïve, captive bred Tokay geckos were tested in this study: 7 males (Snout vent
129 length range across the testing period = 14.62-16.01 cm), and 7 females (Snout vent length
130 range across the testing period = 12.64-13.88 cm). All individuals were purchased from
131 different breeders and were between 3 and 8 years old. Sexes were determined by looking at
132 the presence (for males) or absence (for females) of femoral glands (Grossmann 2007).
133 Lizards were kept in pairs from January 2022 to January 2023, and were separated two weeks
134 prior to the start of the experiment.

135 Animals are housed singly in terraria with a bioactive set-up: females tanks measure
136 45 L × 45 B × 70 H cm and males tanks measure 90 L × 45 B × 100 H cm. Terraria are made
137 of rigid foam plates with a net top and glass front doors. They are fitted with a compressed
138 cork wall fixed to the back, cork branches cut in half hooked on the back (functioning as
139 shelters), cork branches allowing lizards to climb, and life plants as enrichment. Each terrarium
140 has a drainage layer of expanded clay, separated by a mosquito mesh from the soil placed on
141 top (organic tropical forest soil; Dragon BIO-Ground). We spread sphagnum moss and
142 autoclaved red oak leaves on the soil as shelter and food for the isopods and earth worms
143 that decompose the faecal material of the lizards. Animals are kept across two rooms. All
144 enclosures are organized on shelves with small enclosures on the top and large enclosures
145 on the bottom. To simulate natural environmental conditions, the room environment is
146 controlled by an automatic system. Animals are exposed to a reversed 12h:12h photo period
147 (i.e. light from 6 pm to 6 am, dark from 6 am to 6 pm). The system imitates sunrise and sunset,
148 which are accompanied by changes in temperature reaching approximately 25 °C during night
149 and 31°C during day. In addition, an UVB light (Exo Terra Reptile UVB 100, 25 W) is provided
150 on top of the terraria during the day. A red light (PHILIPS TL-D 36W/15 RED) invisible to
151 geckos (Loew 1994) is kept on for 24h so as to enable experimenters to work with the lizards.
152 Furthermore, lizards can thermoregulate to their optimal body temperature at any time due to

153 a heat mat (TropicShop) attached to the right outer wall of each enclosure, which locally
154 increases the temperature by 4-5 °C. Humidity is kept at 50 %, but every 12 hours, at 5pm
155 and 4am, 30 seconds of rainfall (with reverse osmotic water) briefly increases humidity to
156 100%.

157 Animals are fed three times per week (Monday, Wednesday, Friday) with between
158 three and five mealworms (*Tenebrio molitor*), cockroaches (*Nauphoeta cinerea*), or adult
159 house crickets (*Acheta domesticus*). In order to provide optimal nutrition to our animals
160 (vitamin D and calcium), the insects are fed with high protein dry cat food (various brands),
161 cricket mix (reptile planet LDT), and fresh carrots. Each gecko is fed with 25 cm long forceps
162 in order to control food intake. Fresh water is supplied ad libitum in a water bowl. Moreover,
163 the geckos are weighted every month and measured (snout vent length) approximately every
164 three months, to track their body condition.

165

166 Set-up

167 The experiment was conducted from 31st of January to 30th of May 2023. Lizards were tested
168 in a testing tank (45 L x 45 B x 60 H cm; Exo Terra). As our animals are kept in two different
169 rooms, we placed one testing tank in each room. These testing tanks were made of glass (with
170 a mesh top), and covered with a black plastic film on three sides (leaving the front transparent
171 for video recording). Tanks were placed in the middle of the rooms, on a table of 77 cm height,
172 with the transparent front facing a wall at a distance of 100 cm. Two dim white lights (LED,
173 SPYLUX® LEDVANCE 3000K, 0.3 W, 17 lm) were placed, one on top in the back right corner
174 and one in the middle front, to allow video recording of lizard behaviour in high quality. A
175 GoPro camera (Hero 8; wide mode, 4k resolution, 24 FPS) mounted on a tripod (95 cm height,
176 55 cm distance from the testing tank) was placed in front of the transparent side. The order in
177 which individuals were tested within a day was randomly assigned, as well as the order of the
178 stimuli they were tested with (but counterbalanced to ensure that the order was different each
179 session but even across individuals each session). Each animal was tested once a day, on
180 non-feeding days (Tuesday and Thursday), for five trials across 2.5 weeks (i.e. session,

181 together 3 Tuesdays and 2 Thursdays), a total of four sessions with an inter-session interval
182 of 19 days.

183

184 Procedure

185 First, the camera was fixed to the tripod in the room in which the focal individual was housed.

186 Then, the filter paper (either an unused piece for the controls or taken from the enclosure of

187 an individual) was taped to the middle of the back wall of the testing tank (centre of the paper

188 at 21.75 cm from the top and 29.25 cm from the side walls). To make sure the position of the

189 filter paper was always the same, the back wall was marked with a piece of tape. Next, the

190 focal individual was caught in a transparent plastic container (22.8 L x 10.6 B x 7.2 H cm), and

191 placed within the container inside the testing tank (in the middle, directly in front of the back

192 wall). The individual was left alone for 5 minutes of acclimation after capture. Thereafter, the

193 camera was turned on (activation of the preview), the plastic container's lid was removed to

194 allow the focal individual to explore the testing tank, and the testing tank's doors locked. The

195 experimenter then left the room and observed the focal individual live on a smartphone, using

196 the preview of the GoPro quick app (version 11.16). The video recording was started as soon

197 as the focal gecko showed its' first tongue flick (TF) and lasted for 10 minutes thereafter

198 (Supplementary video M1). If a lizard did not exit the plastic container within 10 minutes, the

199 trial was considered as NA and ended (N = 7, NA trials were not repeated). At the end of the

200 trial, the individual was caught in the same plastic container and released back into its

201 enclosure. Before the next trial, the testing tank and the plastic container were cleaned using

202 an ample amount of 70% ethanol and whipped dry with paper towels. Everything was left to

203 dry for a minimum of 10 minutes to allow the alcohol to evaporate. The experimenter washed

204 their hands with water and soap at the end of each trial in order to not contaminate other filter

205 papers with odour remaining from previous trials.

206

207 Stimuli

208 Each animal was tested with five stimuli: the odour of a familiar mate (kept together and mating
209 for one year but separated 2 weeks before the experiment started), the odour of an unfamiliar
210 mate (potential new mate they had not mated with previously; a different individual was used
211 each session), their own odour, no odour (C1 - paper control), and peppermint essential oil
212 (farfalla AromaCare) odour (C2 - peppermint control). We included the paper control to make
213 sure the responses of the lizards were consistent over time. We included the peppermint oil
214 control to make sure novelty was not the cause of an increased response rate. All social stimuli
215 were collected using a filter paper (Laboratory filter paper, 12.5 cm diameter, Betzold) pinned
216 to the back wall within enclosures in the sleeping spot 1-5 days before a trial. Due to an error,
217 in eight trials the filter paper was left inside an enclosure for only one day while in seven trials
218 it was left for five days. In all other trials it was left for three days. To collect their own odour,
219 we placed a filter paper in the enclosure of the focal lizard. To collect the odour of the familiar
220 mate, we placed a filter paper in the enclosure of the focal individuals' familiar mate. Finally,
221 to collect the odour of the unfamiliar mate, we placed a filter paper in the enclosure of a lizard
222 located in the second room with which the focal individual had had no previous contact with.
223 To create the pungency control, we spread peppermint oil onto an unused filter paper using a
224 roll-on in four spots (top, bottom, left and right).

225

226 Data collection

227 The videos were scored blind as to the presented stimuli (Supplementary video M1). We used
228 the Behavioural Observation Research Interactive Software (BORIS, Version 7.13.9.; Friard
229 & Gamba, 2016) to score behaviours performed during trials. We scored two types of TF: (1)
230 TF towards the stimulus (on the filter paper or within an area of one lizard head length around
231 the filter paper), and (2) TF performed at any other location within the testing tank. We also
232 scored the length of time the snout of the lizard was not visible (i.e. out of sight). This was
233 necessary due to the lizards' arboreal lifestyle. When an individual was moving away from the
234 camera the snout was obstructed by the lizards body during which time TF were not visible.

235 To gain an accurate measure of trial time in seconds, we subtracted the duration out of sight
236 from the total video length (= trial time). We then calculated the relative number of TF by
237 dividing the number of TF by the trial time, to gain a comparable measurement across
238 individuals and trials. We did this for the TF towards the stimulus, the TF away from stimulus,
239 and the total amount of TF. Videos could not be scored blind as to the individual ID. Therefore,
240 approximately 30% of trials were watched by a second observer (80 of 280 trials) to calculate
241 inter-observer reliability. We found very high correlation in latency scores across observers:
242 $r_{\text{stimulus}} = 0.991$ (Pearson correlation, $CI_{\text{low}} = 0.985$, $CI_{\text{up}} = 0.994$, $t = 63.654$, $df = 77$, $p < 0.001$),
243 $r_{\text{other}} = 0.977$ (Pearson correlation, $CI_{\text{low}} = 0.964$, $CI_{\text{up}} = 0.985$, $t = 39.988$, $df = 77$, $p < 0.001$),
244 $r_{\text{total}} = 0.975$ (Pearson correlation, $CI_{\text{low}} = 0.961$, $CI_{\text{up}} = 0.984$, $t = 38.413$, $df = 77$, $p < 0.001$).
245 As lizard behaviour can be affected by temperature, we also recorded room temperature every
246 15 minutes, with an accuracy of 0.1°C .

247

248 Ethical note

249 The experimental procedure used in this study was strictly non-invasive and followed the
250 guidelines provided by the Association for the Study of Animal Behaviour/ Animal Behaviour
251 Society for the treatment of animals in behavioural research and Teaching (2023).
252 Experiments were approved by the Suisse Federal Food Safety and Veterinary Office
253 (National No. 33232, Cantonal No. BE144/2020). Captive conditions were approved by the
254 Suisse Federal Food Safety and Veterinary Office (Laboratory animal husbandry license: No.
255 BE4/11).

256

257 Statistical analyses

258 To understand if lizards could discriminate familiar from unfamiliar mates, if there was a sex
259 difference in this ability, and how long this discrimination ability lasted we ran one model. We
260 used the relative number of TF towards the stimulus as the response variable in a censored
261 Bayesian generalised linear mixed model with Gaussian distribution (GLMM, package *brms*;

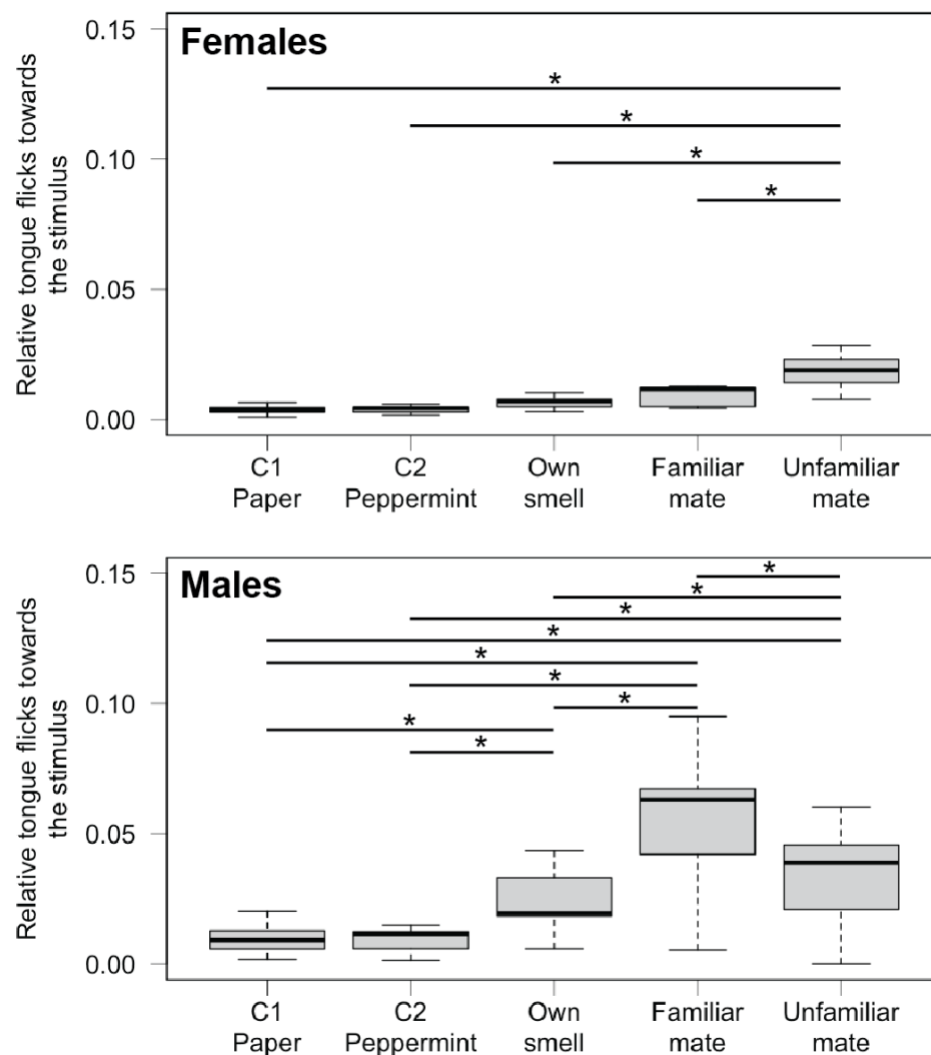
262 Bürkner 2017, 2018, 2021). We only analysed TF towards the stimulus as we were not sure if
263 other TF and total TF were impacted by other behaviours such as exploration of novel space.
264 Trials in which a lizard did not visit the back wall on which the stimulus was presented were
265 coded as censored (= 1; N = 34 out of 280 trials) as we assumed that if trials were run longer
266 than 10 minutes lizards would have eventually visited the filter paper. As fixed effects we
267 included (1) stimulus in interaction with sex to understand if there was a stimulus-specific sex
268 difference in TF, (2) stimulus in interaction with session to understand if there was a stimulus
269 specific change in responses over time and (3) temperature to account for differences in
270 responses due to the ectothermic nature of lizards. Additionally, we included animal identity
271 as the random effect to account for repeated measures. We made sure that model Rhat was
272 1, that the ESS was above 2000 and checked the density plots and correlation plots to ensure
273 that the models had sampled appropriately. We used a diffuse normal prior with a mean of 0
274 and a standard deviation of 1 and ran 4 chains per model of 5000 iterations each. To
275 investigate the results of interactions we used *post hoc* least square means comparisons
276 (EMM) from the package *emmeans* (Lenth 2023). Finally, we were also interested to see if
277 individuals were consistent in their response to these different stimuli over time while showing
278 distinct differences from each other. We calculated adjusted repeatability of the relative
279 stimulus directed TF adjusting for stimulus using the package *rptR* (Stoffel et al. 2017). All
280 statistical analyses were run in R version 4.2.2 (R Core Team, 2022). We assumed statistical
281 significance if the 95% confidence interval did not cross 0.

282

283 **Results**

284 We found evidence that both males and females were able to discriminate familiar from
285 unfamiliar mates; however, in a sex specific manner (Figure 1; electronic supplementary
286 material Table S1). Females produced more TF towards the odour of an unfamiliar mate
287 compared to all other stimuli presented (EMM, Figure 1; Table 1). We found no evidence of a
288 difference between any other presented stimuli in females (Figure 1; Table 1).

289



290

291 **Fig. 1** Relative number of TF towards the different stimuli split across females (top) and males
 292 (bottom). The bold line within the boxes shows the median, the upper box edges show the
 293 upper quartile, the lower box edges the lower quartile, the top whisker ends show the
 294 maximum and the bottom whisker ends the minimum (outliers are not shown). * significant
 295 difference (confidence interval not crossing 0).

296

297 We found evidence that males produced more TF towards social odours (their own
 298 odour, the odour of a familiar and unfamiliar mate) compared to both controls (EMM, Figure
 299 1; Table 1). Males also showed less TF towards their own odour compared to the odour of a

300 familiar (EMM, Figure 1; Table 1) or unfamiliar mate (EMM, Figure 1; Table 1) and showed
 301 the most TF towards the odour of their familiar mate (EMM, Figure 1; Table 1). Males produced
 302 more TF in response to social stimuli but not in response to the controls than females (Figure
 303 1; electronic supplementary material Table S2).

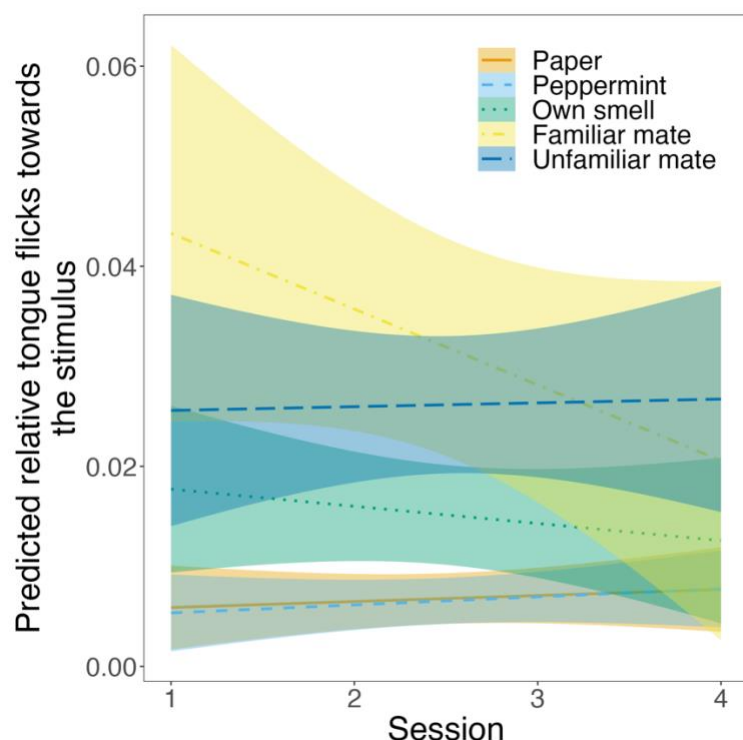
304

305 **Table 1** Estimates and test statistics comparing the relative number of tongue flicks directed
 306 towards the different stimuli within males and females separately. Significant results (95%
 307 confidence interval – CI – not crossing 0) are highlighted in bold. HPD – Higher Posterior
 308 Density, C1 – blank paper control, C2 – peppermint control.

FEMALES			
Difference	Estimate	Lower HPD Interval	Upper HPD Interval
C1 – C2	-0.0006	-0.0107	0.0105
C1 – own odour	-0.0028	-0.0137	0.0079
C1 – familiar mate	-0.0050	-0.0160	0.0059
C1 – unfamiliar mate	-0.0161	-0.0274	-0.0054
C2 – own odour	-0.0022	-0.0125	0.0083
C2 – familiar mate	-0.0045	-0.0148	0.0063
C2 – unfamiliar mate	-0.0156	-0.0261	-0.0050
Own smell – familiar mate	-0.0021	-0.0125	0.0084
Own odour – unfamiliar mate	-0.0133	-0.0238	-0.0029
Familiar mate – unfamiliar mate	-0.0111	-0.0223	-0.0007
MALES			
C1 – C2	-0.0003	-0.0104	0.0105
C1 – own odour	-0.0170	-0.0276	-0.0062
C1 – familiar mate	-0.0444	-0.0551	-0.0341
C1 – unfamiliar mate	-0.0289	-0.0398	-0.0182
C2 – own odour	-0.0166	-0.0270	-0.0058
C2 – familiar mate	-0.0440	-0.0547	-0.0340
C2 – unfamiliar mate	-0.0286	-0.0397	-0.0179
Own odour – familiar mate	-0.0274	-0.0379	-0.0170
Own odour – unfamiliar mate	-0.0120	-0.0234	-0.0010
Familiar mate – unfamiliar mate	0.0515	0.0047	0.0265

309

310



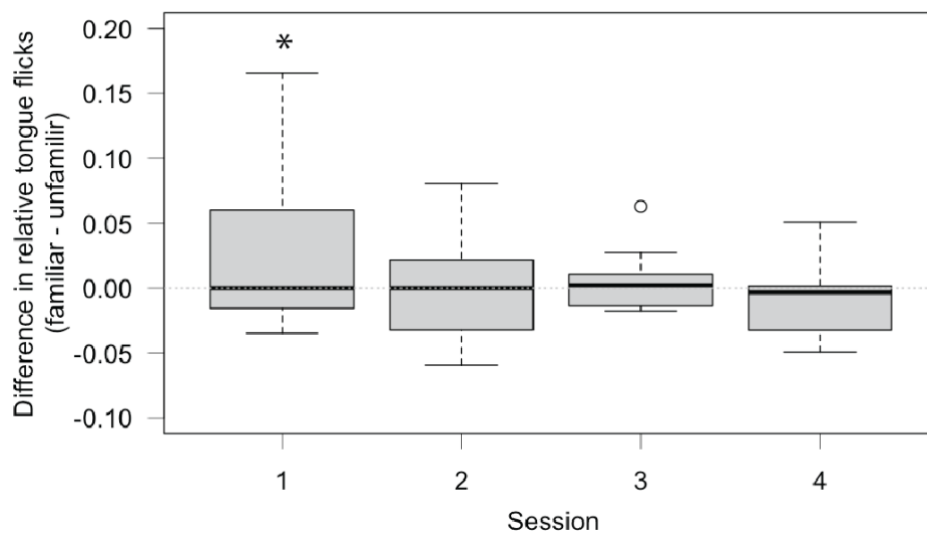
311

312 **Fig. 2** Change in the relative number of TF towards the different stimuli across sessions (1 -
 313 4). The results indicate a significant decrease in TF between trial 1 and 4 in the familiar mate
 314 condition only.

315

316 We found evidence that responses decreased across the four sessions only towards
 317 the odour of a familiar mate but not towards the other stimuli (Figure 2; electronic
 318 supplementary material Table S3). Lizards already decreased responses from session 1 to
 319 session 2 (EMM, estimate = 0.019, credible interval = 0.003 – 0.034) but not from session 2
 320 to session 3 (EMM, estimate = -0.003, credible interval = -0.017 – 0.012) or from session 3 to
 321 session 4 (EMM, estimate = 0.011, credible interval = -0.003 – 0.026). We detected the biggest
 322 difference when comparing session 1 to session 4 (EMM, estimate = 0.027, credible interval
 323 = 0.011 – 0.042). Discriminability (the difference in responses towards the familiar versus the
 324 unfamiliar mates odour) also decreased over sessions. While lizards still discriminated in
 325 session 1 (EMM, estimate = 0.020, credible interval = 0.004 – 0.036; Figure 3; electronic
 326 supplementary material Table S4), this was not the case in session 2 (EMM, estimate = -
 327 0.006, credible interval = -0.021 – 0.009), session 3 (EMM, estimate = 0.006, credible interval

328 = -0.009 – 0.022) or session 4 (EMM, estimate = -0.011, credible interval = -0.026 – 0.003).
329 Additionally, we found no effect of temperature on lizard behaviour (GLMM, estimate = -
330 0.0008, credible interval = -0.005 – 0.003, electronic supplementary material Table S1).
331 Finally, we found lizards relative stimulus directed TF to be repeatable at $R = 0.258$
332 (confidence interval = 0.087 – 0.412).
333



334
335 **Fig. 3** Difference in the relative number of TF directed towards the odour of a familiar mate in
336 comparison to the odour of an unfamiliar mate. Positive numbers indicate more TF directed
337 towards the odour of a familiar mate. The bold line within the boxes shows the median, the
338 upper box edges show the upper quartile, the lower box edges the lower quartile, the top
339 whisker ends show the maximum and the bottom whisker ends the minimum (outliers are not
340 shown). The dotted line indicates no difference. * significant difference (confidence interval
341 not crossing 0).
342

343 Discussion

344 The results of our study show that both male and female Tokay geckos can discriminate
345 between a familiar and unfamiliar mate. However, males directed more TF toward the odour
346 of a familiar compared to an unfamiliar mate, while females directed more TF towards the
347 unfamiliar mate. Females, overall, did respond less to all of the social stimuli than males.

348 However, both sexes directed more TF towards social stimuli (familiar, unfamiliar and their
349 own odour) compared to the controls (paper only and peppermint oil). Furthermore, TF
350 towards the familiar mate only, decreased across the four months testing period with
351 significant discriminability between the familiar and unfamiliar mate vanishing approximately
352 six weeks into the experiment. Finally, lizards TF behaviour was repeatable at $R = 0.258$.

353 We predicted that geckos could use pheromones to discriminate between familiar and
354 unfamiliar mates and that they would show more TF towards stimuli from unfamiliar mates.
355 Furthermore, we expected a difference between the sexes due to male territoriality and
356 females' ability to store sperm. Our results support most of these predictions. Both males and
357 females discriminated between the odour of a familiar and unfamiliar mate. Overall, males
358 produced more TF towards social stimuli (their own odour, the odour of a familiar and
359 unfamiliar mate) than females. Males directed more TF towards the odour of a familiar mate,
360 while females directed more TF towards the odour of an unfamiliar, potential new mate. The
361 reason for this sex difference could be due to sex specific mating strategies. Female's ability
362 to store sperm points towards multiple mating each breeding season before or even after they
363 pair up with a male. Males, on the other hand, are territorial and attract females through
364 advertisement calls (Grossmann 2007). Mating, egg deposition as well as parental care are
365 performed in the male's territory (Grossmann 2007). Males might, therefore, have a greater
366 need to discriminate familiar from unfamiliar females. Recognition of the familiar mate might
367 be highly beneficial, especially in the context of parental care (O'Connor and Shine 2004), as
368 unrelated females are a threat to the eggs and offspring (Grossmann 2007) and should,
369 therefore, be guarded against. A study on mate choice in female leopard geckos (*Eublepharis*
370 *macularius*) did not find a clear preference by females for familiar or novel males (La Dage
371 and Ferkin 2007). Currently, we lack information about Tokay geckos mating system, details
372 about the benefits of parental care and we have no data on mate choice available. It is,
373 therefore, not possible to interpret the difference in responses between the sexes as a
374 preference for familiar/ unfamiliar mates. Hence, more research into these topics is needed.
375 Additionally, the lower response rate of females might be related to issues with the method of

376 collecting the pheromones. Males' enclosures were bigger and, although we placed the filter
377 papers in their sleeping spot, males might have deposited less pheromones onto the papers
378 compared to females in smaller enclosures. In the future, it would be better to place filter paper
379 in a small box together with the individual for a set amount of time to control how much
380 pheromone is deposited.

381 We also predicted that geckos would show greater responses toward social stimuli,
382 rather than towards the controls, and among social stimuli, less responses towards their own
383 odour, all of which is supported by our results, but most prominently in males. This is likely
384 linked to the information content of the different stimuli, with controls providing the least
385 information, their own odour being very familiar as part of their environment providing no new
386 information (Szabo and Ringler 2023), and the social stimuli giving the most information about
387 potential mating partners. The low response rate towards the peppermint oil control also rules
388 out that novelty was a factor influencing response rates but rather social information encoded
389 in the different social pheromone stimuli.

390 Our last prediction was that discrimination would decrease over time. We predicated a
391 fast decrease if habituation was the main mechanism, while we predicted a slow decrease if
392 learning and memory were involved. Our results show that the response rate towards the
393 odour of the familiar mate decreased over the four month period with the difference in
394 response towards the familiar and unfamiliar mate being significant only in the first test session
395 conducted after two to three weeks of separation. This difference was not detectable in the
396 second session another two to three weeks later. Previously, blackbelly garter snakes
397 (*Thamnophis melanogaster*) and cottonmouths (*Agkistrodon piscivorus*) habituated to a
398 threatening stimulus over five days, but showed a recovery of anti-predator behaviour after an
399 average of 14 days with no stimulation (Glaudas 2004; Herzog et al. 1989). Based on these
400 findings, our results point more towards learning and memory, not habituation, as the
401 mechanism for discrimination of familiar versus unfamiliar mates, but habituation cannot fully
402 be ruled out as of yet. Importantly, our results make ecological sense if we assume that Tokay
403 geckos have a polygamous mating system, in which it is beneficial to mate with multiple mating

404 partners. Depending on the exact point in the breeding cycle, both the ability to discriminate
405 or not might be beneficial in maximising mating partners, especially for females (the moving
406 sex). Being able to discriminate might be beneficial to avoid mating with the same individual
407 multiple times if enough mating partners are available. However, if the pool becomes limited,
408 then not differentiating between familiar and new partners could be more beneficial. However,
409 further studies are needed, especially in the wild, to better understand Tokay gecko mating
410 strategies and the associated cognitive abilities.

411 In summary, we found that Tokay geckos can discriminate familiar from unfamiliar
412 mates but males direct more TF towards the odour of a familiar while females direct more TF
413 towards the odour of an unfamiliar mate. Furthermore, only responses towards the odour of a
414 familiar mate decreased across time. Further research should be done to understand if this
415 discrimination ability is individual specific or categorial. Additionally, studies in the wild are
416 needed to be able to fully interpret the results of our study. Our method is suitable to study
417 chemical recognition in Tokay geckos, but some aspects of the methodology still need to be
418 improved for future investigations into, for example, kin recognition. Interestingly, we find that
419 geckos TF responses are repeatable, showing that studies looking at TF rate should use a
420 within-individual design to account for differences in TF rate across individuals. Similar to
421 previous work (Szabo and Ringler 2023), we showed that using pheromones as social stimuli
422 is a good tool to investigate social cognition in this species. Overall, our results provide further
423 evidence that lizards are suitable models to investigate chemical communication, especially
424 in a social context.

425

426 **Statements and Declarations**

427

428 **Funding:** This work was supported by the University of Bern and the Swiss National Science
429 Foundation (SNSF) [grant 310030_197921, PI: ER].

430

431 **Competing interests:** We declare no conflict of interest.

432

433 **Author contribution:** BS - Conceptualization; BS - Data curation; BS - Formal analysis; BS -
434 Funding acquisition; MOV, MD, BS - Investigation; MD, BS - Methodology; BS - Project
435 administration; BS - Resources; BS - Validation; BS - Visualization; MOV, MD, ER, BS -
436 Roles/Writing - original draft; MOV, MD, ER, BS - Writing - review & editing.

437

438 **Data availability statement:** Data generated during this study are available for download
439 from the Open Science Framework (OSF, link for review purposes:

440 https://osf.io/7ecxq/?view_only=f9bf5f69b55e4239b520c0d7449f504b).

441

442 **Code availability statement:** All code generated to analyse the collected data is available for
443 download from the Open Science Framework (OSF, link for review purposes:

444 https://osf.io/7ecxq/?view_only=f9bf5f69b55e4239b520c0d7449f504b).

445

446 **Declaration of generative AI and AI-assisted technologies in the writing process:** During
447 the preparation of this work the author(s) used ChatGPT in order to help with writing the
448 abstract. After using ChatGPT, the author(s) reviewed and edited the content as needed and
449 take full responsibility for the content of the publication.

450

451 **References**

- 452 Alberts AC (1992) Pheromonal Self-Recognition in Desert Iguanas. *Copeia* 1992(2):229-
453 232. <https://www.jstor.org/stable/1446556>
- 454 Aragón P, López P, Martín J (2001) Discrimination of femoral gland secretions from familiar
455 and unfamiliar conspecifics by male Iberian rock-lizards, *Lacerta monticola*. *J*
456 *Herpetology* 35(2):346-350. <https://www.jstor.org/stable/1566131>
- 457 ASAB Ethical Committee, ABS Animal Care Committee (2023) Guidelines for the treatment
458 of animals in behavioural research and teaching. *Anim Behav* 195:I-XI.
459 <https://doi.org/10.1016/j.anbehav.2022.09.006>
- 460 Bakker J (2003) Sexual differentiation of the neuroendocrine mechanisms regulating mate
461 recognition in mammals. *J Neuroendocrinol* 15:615-621.
462 <https://doi.org/10.1046/j.1365-2826.2003.01036.x>.
- 463 Bürkner P-C (2017) brms: An R Package for Bayesian Multilevel Models Using Stan. *J*
464 *Statistical Software* 80(1):1-28. <https://doi.org/10.18637/jss.v080.i01>
- 465 Bürkner P-C (2018) Advanced Bayesian multilevel modeling with the R Package brms. *R J*
466 10(1):395-411. <https://doi.org/10.48550/arXiv.1705.11123>
- 467 Bürkner P-C (2021) Bayesian Item Response Modeling in R with brms and Stan. *J Statistical*
468 *Software* 100(5):1-54. <https://doi.org/10.48550/arXiv.1905.09501>
- 469 Bull CM, Doherty M, Schulze LR, Pamula Y (1994) Recognition of offspring by females of
470 the Australian skink, *Tiliqua rugosa*. *J Herpetology* 28(1):117-120.
471 <https://www.jstor.org/stable/1564693>
- 472 Bull CM, Griffin CL, Lanham EJ, Johnston GR (2000) Recognition of pheromones from
473 group members in a gregarious lizard, *Egernia stokesii*. *J Herpetology* 34(1):92-99.
474 <https://www.jstor.org/stable/1565244>
- 475 Caspers BA, Hagelin JC, Paul M, Bock S, Willeke S, Krause ET (2017) Zebra Finch chicks
476 recognize parental scent, and retain chemosensory knowledge of their genetic
477 mother, even after egg cross-fostering. *Sci Rep* 7(1):12859.
478 <https://doi.org/10.1038/s41598-017-13110-y>

- 479 Cooper WE, Burghardt GM (1990) Vomerolfaction and vomodor. *J Chem Ecol* 16:103-105.
480 <https://doi.org/10.1007/BF01021271>.
- 481 Cooper WE, Van Wyk JH, Mouton PLFN (1999) Discrimination between self-produced
482 pheromones and those produced by individuals of the same sex in the lizard
483 *Cordylus cordylus*. *J Chem Ecol* 25:197-208.
484 <https://doi.org/10.1023/A:1020801503263>
- 485 Cooper WE (1994) Chemical discrimination by tongue-flicking in lizards: A review with
486 hypotheses on its origin and its ecological and phylogenetic relationships. *J Chem*
487 *Ecol* 20:439-487. <https://doi.org/10.1007/BF02064449>.
- 488 Edward DA (2015) The description of mate choice. *Behav Ecol* 26:301-310.
489 <https://doi.org/10.1093/beheco/aru142>.
- 490 Font E, Desfilis E (2002) Chemosensory recognition of familiar and unfamiliar conspecifics
491 by juveniles of the Iberian wall lizard *Podarcis hispanica*. *Ethol* 108(4):319-330.
492 <https://doi.org/10.1046/j.1439-0310.2002.00782.x>
- 493 Friard O, Gamba M (2016) BORIS: a free, versatile open-source event-logging software for
494 video/audio coding and live observations. *Methods Ecol Evol* 7:1325-1330.
495 <https://doi.org/10.1111/2041-210X.12584>.
- 496 Gilfillan G, Vitale J, McNutt JW, McComb K (2016) Cross-modal individual recognition in wild
497 African lions. *Biol Lett* 12:20160323. <https://doi.org/10.1098/rsbl.2016.0323>.
- 498 Glaudas X (2004) Do cottonmouths (*Agkistrodon piscivorus*) habituate to human
499 confrontations? *Southeastern Naturalist* 3(1):129-138. [https://doi.org/10.1656/1528-7092\(2004\)003\[0129:DCAPHT\]2.0.CO;2](https://doi.org/10.1656/1528-7092(2004)003[0129:DCAPHT]2.0.CO;2)
- 500
- 501 Grossmann W (2007) Der Tokeh: *Gekko gecko*. Natur und Tier Verlag, Münster.
- 502 Herzog Jr HA, Bowers BB, Burghardt GM (1989) Development of antipredator responses in
503 snakes: IV. Interspecific and intraspecific differences in habituation of defensive
504 behavior. *Developmental Psychobiology: The Journal of the International Society for*
505 *Developmental Psychobiology* 22(5):489-508. <https://doi.org/10.1002/dev.420220507>

- 506 Houck LD (2009) Pheromone communication in amphibians and reptiles. *Ann Rev Physiol*
507 71:161-176. <https://doi.org/10.1146/annurev.physiol.010908.163134>
- 508 Kaur AW, Ackels T, Kuo TH, Cichy A, Dey S, Hays C, Kateri M, Logan DW, Marton TF,
509 Spehr M, Stowers L (2014) Murine Pheromone Proteins Constitute a Context-
510 Dependent Combinatorial Code Governing Multiple Social Behaviors. *Cell* 157:676-
511 688. <https://doi.org/10.1016/j.cell.2014.02.025>.
- 512 Keller M, Baum MJ, Brock O, Brennan PA, Bakker J (2009) The main and the accessory
513 olfactory systems interact in the control of mate recognition and sexual behavior.
514 *Behav Brain Res* 200:268–276. <https://doi.org/10.1016/j.bbr.2009.01.020>.
- 515 La Dage LD, Ferkin MH (2007) Do female leopard geckos (*Eublepharis macularius*)
516 discriminate between previous mates and novel males? *Behav* 144:515–527.
517 <https://www.jstor.org/stable/4536462>
- 518 Lenth RV, Bolker B, Buerkner P, Giné-Vázquez I, Herve M, Jung M, Love J, Miguez F, Riebl,
519 H (2023) emmeans: Estimated Marginal Means, aka Least-Squares Means. R
520 package version 1.8.6. <https://CRAN.R-project.org/package=emmeans>.
- 521 Loew ER (1994) A third, ultraviolet-sensitive, visual pigment in the Tokay gecko (*Gekko*
522 *gekko*). *Vision Res* 34:1427–1431. [https://doi.org/10.1016/0042-6989\(94\)90143-0](https://doi.org/10.1016/0042-6989(94)90143-0).
- 523 Main AR, Bull MC (1996) Mother–offspring recognition in two Australian lizards, *Tiliqua*
524 *rugosa* and *Egernia stokesii*. *Anim Behav* 52(1):193-200.
525 <https://doi.org/10.1006/anbe.1996.0164>
- 526 Mangiacotti M, Martín J, López P, Reyes-Olivares CV, Rodríguez-Ruiz G, Coladonato AJ,
527 Scali S, Zuffi MAL, Sacchi R (2020) Proteins from femoral gland secretions of male
528 rock lizards *Iberolacerta cyreni* allow self - but not individual - recognition of
529 unfamiliar males. *Behav Ecol Sociobiol* 74(6):68. [https://doi.org/10.1007/s00265-020-](https://doi.org/10.1007/s00265-020-02847-8)
530 [02847-8](https://doi.org/10.1007/s00265-020-02847-8)
- 531 Martín J, López P (2011) Pheromones and reproduction in reptiles. In Norris DO, Lopez KH
532 (ed) *Hormones and Reproduction of Vertebrates*. Academic Press, pp 141-167.
533 <https://doi.org/10.1016/B978-0-12-374930-7.10006-8>

- 534 Martin J, Raya Garcia E, Ortega J, Lopez P (2020) How to maintain underground social
535 relationships? Chemosensory sex, partner and self recognition in a fossorial
536 amphisbaenian. PLoS One 15(8):e0237188.
537 <https://doi.org/10.1371/journal.pone.0237188>
- 538 Mason RT (1992) Reptilian pheromones. In Gans C, Crews D (ed) Biology of the Reptilia –
539 Hormones, Brain, and Behavior. Branta Books, pp 114-228
- 540 Mathews LM (2011) Mother-offspring recognition and kin-preferential behaviour in the
541 crayfish *Orconectes limosus*. Behav 148(1):71-87.
542 <https://www.jstor.org/stable/25799798>
- 543 Miller DB (1979) The acoustic basis of mate recognition by female Zebra finches
544 (*Taeniopygia guttata*). Anim Behav 27:376-380. [https://doi.org/10.1016/0003-](https://doi.org/10.1016/0003-3472(79)90172-6)
545 [3472\(79\)90172-6](https://doi.org/10.1016/0003-3472(79)90172-6).
- 546 Moreira PL, López P, Martín J (2006) Femoral secretions and copulatory plugs convey
547 chemical information about male identity and dominance status in Iberian rock lizards
548 (*Lacerta monticola*). Behav Ecol Sociobiol 60:166-174.
549 <https://doi.org/10.1007/s00265-005-0153-1>
- 550 Nichols MR, Yorzinski JL (2016) Peahens can differentiate between the antipredator calls of
551 individual conspecifics. Anim Behav 112:23-27.
552 <https://doi.org/10.1016/j.anbehav.2015.11.016>
- 553 Nijman V, Shepherd C (2015) Adding up the numbers: an investigation into commercial
554 breeding of Tokay Geckos in Indonesia. Petaling Jaya: TRAFFIC.
- 555 O'Connor DE, Shine R (2004) Parental care protects against infanticide in the lizard *Egernia*
556 *saxatilis* (Scincidae). Anim Behav 68:1361-1369.
557 <https://doi.org/10.1016/j.anbehav.2004.02.014>.
- 558 Parr LA, Winslow JT, Hopkins WD, de Waal FBM (2000) Recognizing facial cues: Individual
559 discrimination by chimpanzees (*Pan troglodytes*) and rhesus monkeys (*Macaca*
560 *mulatta*). J Comp Psychol 114:47-60. <https://doi.org/10.1037/0735-7036.114.1.47>.

- 561 Péron F, Ward R, Burman O (2014) Horses (*Equus caballus*) discriminate body odour cues
562 from conspecifics. *Anim Cognit* 17:1007-1011. [https://doi.org/10.1007/s10071-013-](https://doi.org/10.1007/s10071-013-0717-9)
563 [0717-9](https://doi.org/10.1007/s10071-013-0717-9)
- 564 Proops L, McComb K, Reby D (2009) Cross-modal individual recognition in domestic horses
565 (*Equus caballus*). *PNAS* 106:947-951. <https://doi.org/10.1073/pnas.0809127105>.
- 566 Rankin CH, Abrams T, Barry RJ, Bhatnagar S, Clayton DF, Colombo J, Coppola G, Geyer
567 MA, Glanzman DL, Marsland S, McSweeney FK, Wilson DA, Wu C-F, Thompson RF
568 (2009) Habituation revisited: an updated and revised description of the behavioural
569 characteristics of habituation. *Neurobiol Learning Memory* 92:135-138.
570 <https://doi.org/10.1016/j.nlm.2008.09.012>
- 571 R Core Team. (2022): R: A language and environment for statistical computing. R
572 Foundation for Statistical Computing, www.R-project.org, Vienna, Austria.
- 573 Rios VP, Kraenkel RA (2017) Do I know you? How individual recognition affects group
574 formation and structure. *PLoS One* 12(1):e0170737.
575 <https://doi.org/10.1371/journal.pone.0170737>
- 576 Sayigh LS, Tyack PL, Wells RS, Solow AR, Scott MD, Irvine AB (1999) Individual
577 recognition in wild bottlenose dolphins: a field test using playback experiments. *Anim*
578 *Behav* 57(1):41-50. <https://doi.org/10.1006/anbe.1998.0961>
- 579 Scott ML, Llewelyn J, Higgin M, Hoskin CJ, Pike K, Phillips BL (2015) Chemoreception and
580 mating behaviour of a tropical Australian skink. *Acta Ethologica* 18:283-293.
581 <https://doi.org/10.1007/s10211-015-0213-0>.
- 582 Stoffel MA, Nakagawa S, Schielzeth H (2017) rptR: repeatability estimation and variance
583 decomposition by generalized linear mixed-effects models. *Methods Ecol Evol*
584 8:1639-1644. <https://doi.org/10.1111/2041-210X.12797>
- 585 Szabo B, Ringler E (2023) Geckos differentiate self from other using both skin and faecal
586 chemicals: evidence towards self-recognition? *Anim Cognit* 26:1011-1019.
587 <https://doi.org/10.1007/s10071-023-01751-8>.
- 588 Thorpe WH (1963) *Learning and Instinct in Animals*. Harvard University Press.

- 589 Warrington MH, McDonald PG, Griffith SC (2015) Within-group vocal differentiation of
590 individuals in the cooperatively breeding apostle bird. *Behav Ecol* 26:493-501.
591 <https://doi.org/10.1093/beheco/aru217>
- 592 Weldon PJ, Flachsbarth B, Schulz S (2008) Natural products from the integument of
593 nonavian reptiles. *Natural Product Reports* 25:738-756.
594 <https://doi.org/10.1039/B509854H>
- 595 Yorzinski JL (2017) The cognitive basis of individual recognition. *Curr Opin Behav Sci*
596 16:53-57. <https://doi.org/10.1016/j.cobeha.2017.03.009>.

597 **Supplementary tables**

598 **Table S1.** Estimates and test statistics from the censored Bayesian generalised linear model
 599 looking at stimulus, sex, session and temperature effects on the relative number of tongue
 600 flicks towards the stimulus. Significant results (95% confidence interval – CI – not crossing 0)
 601 are highlighted in bold.

Parameter	Estimate	Estimated error	95% lower Credible interval	95% upper Credible interval
Intercept	0.02613	0.05491	-0.08190	0.13330
C2 – peppermint control	0.00002	0.00846	-0.01626	0.01649
Own odour	0.01020	0.00865	-0.00679	0.02736
Familiar mate	0.02158	0.00881	0.00451	0.03891
Unfamiliar mate	0.01509	0.00893	-0.00235	0.03221
Male	0.00561	0.00666	-0.00753	0.01863
Session 2	0.00638	0.00793	-0.00914	0.02191
Session 3	-0.00004	0.00793	-0.01556	0.01551
Session 4	0.00049	0.00797	-0.01524	0.01607
Temperature	-0.00081	0.00209	-0.00492	0.00331
Interactions				
C2 - male	-0.00005	0.00769	-0.01516	0.01513
Own odour - male	0.01438	0.00775	-0.00078	0.02963
Familiar mate - male	0.02971	0.00764	0.02457	0.05458
Unfamiliar mate - male	0.01300	0.00793	-0.00229	0.02855
C2 – session 2	-0.00771	0.01067	-0.02819	0.01345
Own odour – session 2	-0.00940	0.01117	-0.03141	0.01248
Familiar mate – session 2	-0.02464	0.01091	-0.04604	-0.00350
Unfamiliar mate – session 2	0.00151	0.01123	-0.02026	0.02393
C2 – session 3	0.00866	0.01100	-0.01290	0.03008
Own odour – session 3	-0.01306	0.01082	-0.03434	0.00811
Familiar mate – session 3	-0.02523	0.01115	-0.03753	0.00624
Unfamiliar mate – session 3	-0.00155	0.01158	-0.02418	0.02138
C2 – session 4	0.00099	0.01056	-0.01953	0.02152
Own odour – session 4	-0.00747	0.01074	-0.02840	0.01373
Familiar mate – session 4	-0.02719	0.01073	-0.04800	-0.00611
Unfamiliar mate – session 4	0.00384	0.01108	-0.01791	0.02576

602

603

604 **Table S2.** Estimates and test statistics comparing the relative number of tongue flicks directed
 605 towards the different stimuli between the sexes. Significant results (95% confidence interval –
 606 CI – not crossing 0) are highlighted in bold. HPD – Higher Posterior Density.

C1 – blank paper control			
Difference	Estimate	Lower HPD Interval	Upper HPD Interval
Female - male	-0.0056	-0.0189	0.0072
C2 – peppermint control			

RUNNING HEAD: Discrimination of familiar and unfamiliar mates in a gecko

Difference	Estimate	Lower HPD Interval	Upper HPD Interval
Female - male	-0.0056	-0.0187	0.0068
Own smell			
Difference	Estimate	Lower HPD Interval	Upper HPD Interval
Female - male	-0.0201	-0.0329	-0.0070
Familiar mate			
Difference	Estimate	Lower HPD Interval	Upper HPD Interval
Female - male	-0.0454	-0.0583	-0.0322
Unfamiliar mate			
Difference	Estimate	Lower HPD Interval	Upper HPD Interval
Female - male	-0.0186	-0.0318	-0.0056

607

608 **Table S3.** Estimates and test statistics comparing the relative number of tongue flicks directed
 609 towards the different stimuli across sessions. Significant results (95% confidence interval – CI
 610 – not crossing 0) are highlighted in bold. HPD – Higher Posterior Density.

C1 – blank paper control			
Difference	Estimate	Lower HPD Interval	Upper HPD Interval
Session 1 – 2	-0.0063	-0.0219	0.0095
Session 1 – 3	-0.0001	-0.0153	0.0156
Session 1 – 4	-0.0005	-0.0164	0.0150
Session 2 – 3	0.0063	-0.0095	0.0216
Session 2 – 4	0.0059	-0.0085	0.0212
Session 3 – 4	-0.0003	-0.0153	0.0159
C2 – peppermint control			
Difference	Estimate	Lower HPD Interval	Upper HPD Interval
Session 1 – 2	0.0015	-0.0134	0.0164
Session 1 – 3	-0.0085	-0.0235	0.0068
Session 1 – 4	-0.0015	-0.0171	0.0143
Session 2 – 3	-0.0099	-0.0242	0.0048
Session 2 – 4	-0.0029	-0.0170	0.0116
Session 3 – 4	0.0070	-0.0081	0.0224
Own smell			
Difference	Estimate	Lower HPD Interval	Upper HPD Interval
Session 1 – 2	0.0029	-0.0134	0.0187
Session 1 – 3	0.0130	-0.0012	0.0278
Session 1 – 4	0.0068	-0.0084	0.0225
Session 2 – 3	0.0101	-0.0043	0.0263
Session 2 – 4	0.0039	-0.0119	0.0193
Session 3 – 4	-0.0061	-0.0205	0.0088
Familiar mate			
Difference	Estimate	Lower HPD Interval	Upper HPD Interval
Session 1 – 2	0.0186	0.0030	0.0341
Session 1 – 3	0.0154	-0.0005	0.0306
Session 1 – 4	0.0267	0.0108	0.0418
Session 2 – 3	-0.0032	-0.0172	0.0115
Session 2 – 4	0.0082	-0.0060	0.0226
Session 3 – 4	0.0113	-0.0028	0.0259
Unfamiliar mate			
Difference	Estimate	Lower HPD Interval	Upper HPD Interval

RUNNING HEAD: Discrimination of familiar and unfamiliar mates in a gecko

Session 1 – 2	-0.0078	-0.0236	0.0085
Session 1 – 3	0.0015	-0.0146	0.0182
Session 1 – 4	-0.0042	-0.0213	0.0125
Session 2 – 3	0.0094	-0.0067	0.0243
Session 2 – 4	0.0035	-0.0117	0.0185
Session 3 – 4	-0.0058	-0.0206	0.0103

611

612 **Table S4.** Estimates and test statistics comparing the relative number of tongue flicks directed
 613 towards the odour of a familiar compared to an unfamiliar mate within sessions. Significant
 614 results (95% confidence interval – CI – not crossing 0) are highlighted in bold. HPD – Higher
 615 Posterior Density.

Difference	Estimate	Lower HPD Interval	Upper HPD Interval
Session 1: familiar - unfamiliar	0.0198	0.0042	0.0357
Session 2: familiar - unfamiliar	-0.0063	-0.0209	0.0088
Session 3: familiar - unfamiliar	0.0062	-0.0092	0.0219
Session 4: familiar - unfamiliar	-0.0111	-0.0261	0.0031

616

617