

30 Challenge Program for Young Researchers [202280247] to Ayumi Mizuno; ARC
31 [DP210100812, DP230101248] to Malgorzata Lagisz and Shinichi Nakagawa; Japan
32 Society for the Promotion of Science Grant-in-Aid for Scientific Research [20K06809] to
33 Masayo Soma.

34

35 **Competing interests**

36 We declare we have no competing interests.

37

38 **Author contribution**

39 AM: Conceptualization, Data curation, Formal analysis, Funding acquisition, Investigation,
40 Methodology, Software, Project administration, Supervision, Visualization, Writing –
41 original draft, Writing – review & editing

42 ML: Data curation, Funding acquisition, Investigation, Methodology, Writing – review &
43 editing

44 PP: Data curation, Investigation, Writing – review & editing

45 YY: Data curation, Investigation, Writing – review & editing

46 MS: Conceptualization, Funding acquisition, Visualization, Writing – review & editing

47 SN: Conceptualization, Funding acquisition, Methodology, Software, Supervision, Project
48 administration, Writing – review & editing

49

50 All gave final approval for publication and agreed to be held accountable for the work
51 performed therein.

52

53 **Abstract**

54 Eyespot patterns have evolved in many prey species. These patterns were traditionally
55 explained by the eye mimicry hypothesis, which proposes that eyespots resembling vertebrate
56 eyes function as predator avoidance. However, it is possible that eyespots are not the mimicry
57 of eyes: according to the conspicuousness hypothesis, eyespots are just one form of vivid
58 aposematic signals where only conspicuousness matters. To test these hypotheses and explore
59 factors influencing predators' responses, we conducted a meta-analysis with 33 empirical
60 papers focusing on bird responses to lepidopterans having conspicuous patterns (eyesspots and
61 non-eyesspots). Supporting the latter hypothesis, the results showed no clear difference in
62 predator avoidance efficacy between eyespots and non-eyesspots. When comparing geometric
63 pattern characteristics, bigger pattern sizes and smaller numbers of patterns were more
64 effective in preventing avian predation. This finding indicates that paired concentric patterns
65 have weaker deterring effects than single ones. Taken together, our study supports the
66 conspicuousness hypothesis more than the eye mimicry hypothesis. Due to the number and
67 species coverage of published studies so far, the generalisability of our conclusion may be
68 limited. The findings highlight that pattern conspicuousness is key to eliciting avian
69 avoidance responses, shedding a different light on this classic example of signal evolution.

70

71 **Keywords**

72 Aves, butterfly, caterpillar, interspecific communication, predator-prey interaction, warning
73 signal

74 **Background**

75 Naturalists have long pondered the evolution and function of the many signals and cues
76 animals use to communicate [1–9]. Visual signals, such as vibrant colours and contrasting
77 patterns, have attracted more interest from researchers than other signals, likely because our
78 species is visually oriented [1, 10, 11]. Eyespot patterns, characterised by concentric rings of
79 different colours with a light outer ring and a dark centre [12], are well-known patterns
80 believed to reduce predation. Although eyespots have been researched for a long time [12–
81 15], researchers continue to debate why eyespots might deter predation.

82 Three hypotheses have been proposed to explain why eyespot patterns can contribute
83 to prey survival (reviewed in [12, 14, 15]; Fig. 1). First, the eye mimicry hypothesis suggests
84 that eyespots play a role in deterring predators from attacking prey and reducing predation
85 risks by mimicking the eyes of vertebrates [16–18]. This hypothesis predicts that if the
86 pattern has specific characteristics (e.g., eye-like shape) and is presented as a pair, predation
87 avoidance will increase, assuming eyespots imitate potential predators. Second, the
88 conspicuousness hypothesis posits that eyespots are simply conspicuous patterns that prevent
89 attacks due to negative predator responses caused by sensory bias, neophobia, or sensory
90 overload [12, 14]. The hypothesis states that the eye-like shape and patterns arranged in pairs
91 have nothing to do with predator deterrence. Eyespots can act as an aposematic signal for
92 potential predators. For example, if the size of the pattern (one of the measures of
93 conspicuousness) increases, the avoidance effect will also increase. Third, the deflection
94 hypothesis suggests that predator attacks should be directed towards eyespots to avoid
95 damage to vital body parts [19–23]. The eye mimicry and conspicuousness hypotheses are
96 usually applied to explain large eyespots, while the deflection hypothesis is used to interpret
97 the function of small ones [12, 14, 15]. Although there seems to be little disagreement in the
98 third hypothesis ([24–26], but see also [27]), why large eyespots can intimidate avian
99 predators has been controversial [12, 14]. This is because while the eye mimicry and
100 conspicuousness hypotheses are not mutually exclusive, the key mechanism that explains
101 why predators react negatively to eyespots is clearly different.

102 Lepidopterans, such as butterflies and moths, have been the leading models for testing
103 the eye mimicry and conspicuousness hypotheses. A typical empirical study has adult
104 individuals, caterpillars, or their models as prey, with birds as predators (reviewed in [12, 14,
105 15]). According to the eye mimicry hypothesis, avian predators perceive the eyespots as the
106 eyes of a potential enemy. For example, great tits (*Parus major*) showed more aversive
107 responses to animated butterflies with a pair of large eyespots than those without, and such
108 eyespots were more effective than modified, less mimetic, but equally contrasting patterns
109 [28]. Although several studies have supported the eye mimicry hypothesis [e.g., 16, 28, 29],
110 many conspicuous patterns other than eyespots, such as dots and stripes, likely deter attacks
111 from predators as well [30–33]. Some field experiments with artificial prey have supported
112 the conspicuousness hypothesis, demonstrating survival rates for both conspicuous (eyespot
113 and non-eyespots) pattern prey stimuli were higher than control prey stimuli [30, 31, 34].
114 Such discrepancies might have arisen from differences in experimental design between
115 studies, such as the size, number, and shape of the presented pattern stimuli or the bird
116 species used as subjects in the experiments [12, 35]. However, there has been no systematic
117 attempt to synthesise and compare earlier studies quantitatively.

118 Here, we conduct a systematic review with meta-analysis to synthesise empirical
119 evidence on the intimidating effects of eyespots and the factors that contribute to predator
120 avoidance responses towards them. To examine the two hypotheses above, we ask three
121 interrelated questions. First, we examine whether conspicuous patterns, namely eyespots and
122 non-eyespot patterns (i.e., conspicuous patterns other than eyespots), influence bird responses
123 or prey survival in a manner that increases the success of predator avoidance. Second, we test
124 whether pattern resemblance to eyes (eye-like shape) is the key to predator avoidance (which
125 differentiates the eye mimicry hypothesis from the conspicuousness hypothesis). Third, we
126 examine what factors promote bird response and increase prey survival, such as pattern size
127 and the number of patterns (i.e., eyespots and non-eyespots; Fig. 1).

128

129 **Materials and Methods**

130 We preregistered our methods and planned analyses before data extraction and analysis in
131 Open Science Framework (<https://osf.io/ymwvb>; [36]). We referenced and followed
132 PRISMA (Preferred Reporting Items for Systematic Reviews and Meta-Analyses; [37]) and
133 PRISMA-EcoEvo (Preferred Reporting Items for Systematic reviews and Meta-analyses in
134 Ecology and Evolutionary biology; [38]) for reporting this study (Table S1).

135

136 **Search protocols**

137 We used the PICO (Population, Intervention, Comparator, Outcome; Table 1) framework
138 [39] to specify the scope of our research questions and to inform our literature searching and
139 screening. We conducted a comprehensive literature search across multiple databases,
140 including Scopus, ISI Web of Science, Google Scholar (for non-English studies), and
141 Bielefeld Academic Search Engine (for unpublished theses; i.e., grey literature). We designed
142 the search strings (see Table S2) to identify studies that used experimental methods to
143 examine the effects of eyespot patterns on birds' predation behaviours. We did not set any
144 temporal restrictions on the database searches. Additionally, we conducted backward and
145 forward reference searches within the Scopus database using four key publications [12–15].
146 The strings were translated for searches in non-English languages, and search results were
147 assessed by reviewers with expertise in the respective languages: AM for Japanese, ML for
148 Polish and Russian, PP for Portuguese and Spanish, and YY for Simplified and Traditional
149 Chinese. We limited Google Scholar searches to the top 100 results in each language, sorted
150 by relevance. In cases of disagreement between the reviewers, discrepancies were discussed
151 and resolved to reach a consensus. The screening process and results are shown in the
152 PRISMA-like flowchart (Fig. 2a).

153

154 **Eligibility criteria**

155 We set specific criteria for including studies in our meta-analysis (according to our pre-
156 registered protocol). Initial screening, including titles, abstracts, and keyword assessment for
157 English-language bibliographic records, was conducted by AM and ML using Rayyan

158 (<https://www.rayyan.ai>; [40]) following predefined inclusion criteria. Subsequently, AM and
159 PP independently screened the full texts of studies that passed the initial screening. To be
160 eligible, a study had to conduct experiments and provide data on bird behavioural responses
161 or prey survival/attacked rates. We excluded studies solely involving non-avian predators,
162 such as fish, insects, mammals, or other species. However, studies that included a mix of
163 species from different taxonomic groups were allowed if the primary focus was on avian
164 predation. In our analysis, we only considered research that presented both conspicuous and
165 control (non-conspicuous) patterns as stimuli. We omitted studies using actual predator or
166 human eyes as stimuli since we focused on understanding how eyespot patterns in butterflies
167 and caterpillars, which are unlikely to resemble specific bird or vertebrate species eyes, affect
168 predation avoidance [41]. We also excluded studies that used bright and contrasting patterns
169 as control stimuli. Furthermore, we focused only on studies that used real or artificial
170 butterflies, moths, caterpillars, or a piece of paper as prey or presented stimuli. We also did
171 not consider research that only investigated avian physiological responses to conspicuous
172 patterns. In addition, we did not include studies that only assessed whether prey with eyespots
173 or conspicuous patterns were less likely to be attacked by birds, based on wing or body
174 damage alone, without including control stimuli.

175

176 **Data collection**

177 We extracted four types of information from each study. First, we collected citation
178 information, such as title, author name, and publication year. Second, we gathered the details
179 of the presented stimuli used in each experiment within studies: type of control pattern (plain
180 neutral-coloured or camouflaged), type of treatment pattern (eyespot or non-eyespot
181 patterns), pattern area (mm^2 : area per shape comprising the pattern), total pattern area (mm^2 :
182 when multiple patterns exist on the presented stimulus, it denotes the total area of all patterns;
183 for stimuli with single eyespot or distinct pattern, the value equals the pattern area), linear
184 size of the pattern (mm: e.g., maximum diameter or length of pattern), number of shapes in
185 pattern, total area of prey surface (mm^2 : e.g., butterfly wings and caterpillar bodies), prey
186 material type (i.e., whether a real butterfly or a complete imitation of a particular butterfly

187 was used as prey), and prey shape type (a further subdivision of the former). For non-eyespot
188 patterns, we also noted pattern shapes (e.g., circles, stripes, and triangles). In each study, bird
189 responses to control and treatment pattern stimuli and prey survival/attacked rates when these
190 patterns were present were reported. Bird responses contained a variety of measures,
191 including the number of attacks and escape behaviours, latency to attack, latency to approach,
192 and the proportion of birds attacking the presented stimuli. Henceforth, we refer to these
193 measures and responses as 'predator avoidance'. Third, we obtained data for calculating effect
194 sizes (e.g., mean, standard deviation or standard error, and sample size of control and
195 treatment group) from plots using WebPlotDigitizer 4.6.0
196 (<https://automeris.io/WebPlotDigitizer>), detailed tables, texts, or raw data. In survival
197 analysis plots, we extracted data at the point in time when the difference between the
198 'survival' or 'attacked' rates of the intervention and comparison groups was greatest as
199 outcomes. Study design (i.e., whether experiments were done independently or dependently
200 between the control and treatment group) was also recorded. Fourth, we gathered predator
201 and prey information, specifically, the study species (common English name and scientific
202 name) and predator diet type. In some cases, studies did not use a specific bird species as a
203 predator or a specific lepidopteran species as prey. We contacted authors when such
204 information was ambiguous or missing. When the paper did not report the pattern area and
205 diameter of the treatment stimulus or the presented stimulus surface area, AM calculated or
206 measured them from available images using ImageJ v.1.53i [42].

207 The dataset was originally divided into two parts. The first part involved the data from
208 presenting eyespot patterns to avian predators and directly observing their responses
209 (predator dataset). The sample size or unit of analysis in this part was based on the number of
210 individual avian predators. The second part involved the data from using real or artificial
211 abstract butterflies, moths, or caterpillars with eyespots or non-eyespot patterns as stimuli or
212 prey, and observing their survival/attacked probabilities in the field (prey dataset). The
213 sample size or unit of analysis in this part was based on the number of real or artificial
214 abstract prey. However, we also used the combined dataset that included both predator and

215 prey datasets, as detailed in the "**Meta-analysis, meta-regressions, and publication bias**"
216 section.

217

218 **Effect size calculation**

219 To obtain the effect size point estimates and sampling variances, we used the natural
220 logarithm of the response ratio ($\ln RR$) between the means of the treatment and the treatment
221 control stimulus groups [43–45]. Positive $\ln RR$ values indicate heightened aversion in birds
222 and enhanced prey survival, while negative $\ln RR$ values signify diminished bird aversion and
223 increased prey mortality. The point estimate and sampling variance (var) of $\ln RR$ can be then
224 calculated in:

$$\ln RR = \ln\left(\frac{M_T}{M_C}\right) \quad (1)$$

$$\text{var}(\ln RR) = \frac{SD^2_T}{N_T M^2_T} + \frac{SD^2_C}{N_C M^2_C} - 2r \sqrt{\frac{SD^2_T}{N_T M^2_T}} \sqrt{\frac{SD^2_C}{N_C M^2_C}} \quad (2)$$

225 where M_T and M_C are mean responses of treatment and control groups (e.g., total frequency
226 of attacking prey, latency of approach, or prey survivability), respectively. SD and N are
227 (sample) standard deviations and sample size, respectively. The term, r is the correlation
228 coefficient between responses of the two groups. Some of our eligible studies used the paired
229 (dependent) study design where treatment and control samples originated from the same
230 individuals, and sample sizes between the two groups were the same. None of these studies
231 provided an estimate of r . Thus, when calculating our effect sizes, we assumed that this
232 correlation was 0.5, which is conservative [46]. For the other studies that used independent
233 study design, we set $r = 0$.

234 We note that our dataset included proportion (percentage) data (e.g., predator attack
235 rate or prey survival probability), which are bounded at 0 (0%) and 1 (100%). Therefore, we
236 transformed group means (M) and group standard deviations (SD) for proportion data using

237 Equations (3) and (4) before applying (1) and (2) to calculate lnRR and the sampling
238 variance:

$$f(M) = \arcsine(\sqrt{M}) \quad (3)$$

$$SD(f(M)) = \sqrt{\frac{SD^2}{4M(1-M)}} \quad (4)$$

239 where f indicates a function, in our case, the arcsine transformation. The standard deviation
240 (SD) related to this transformation was derived using the delta method before calculating
241 lnRR and the sampling variance [47]. We have also assumed that the standard deviation was
242 $SD(f(M)) = 1/\sqrt{8}$ if SD was not available.

243

244 **Meta-analysis and meta-regressions**

245 We used the *rma.mv* function from the package metafor v.4.4.0 [48] in R v.4.3.1 [49] for our
246 analyses. We started by fitting multilevel, mixed-effect meta-analytic models to the predator
247 and prey datasets. These meta-analytic models explicitly incorporated random factors, Study
248 ID, Cohort ID (groups of the same subjects), and Shared control ID (indicating effect sizes
249 sharing control groups) [50] along with Observation ID, fitted by the above function [48].

250 The model for the predator dataset included Species ID and a correlation matrix related to
251 phylogenetic relatedness for the species as random factors [51]. This is because we had data
252 on the bird species used in the experiment in the predator dataset, and we needed to control
253 for phylogenetic relationships between birds. We also quantified the total I^2 (a measure of
254 heterogeneity not attributed to sampling error [52]) and how much each random factor was
255 explained (partial I^2), calculated by the *i2_ml* function from the package orchaRd v.2.0.0
256 [53]. After running both meta-analytical models, we found that phylogeny and Species ID did
257 not need to be controlled for in the predator dataset, as their partial I^2 were zero ($I^2 = 0.00\%$).

258 That is, these factors explained little heterogeneity between effect sizes.

259 Therefore, we merged predator and prey datasets (i.e., full dataset) without
260 considering phylogenetic information and used them for the following models. We had, as
261 random effects, Study ID, Cohort ID, Shared control ID, and Observation ID for our meta-
262 analytic model using the full dataset. The Cohort ID and Shared control ID were removed
263 from our subsequent meta-regressions because they both explained little heterogeneity (both
264 partial $I^2 < 0.001\%$). This intercept-only (meta-analytic) model tested the conspicuous
265 patterns (eyesspots and non-eyesspots) that affected predator avoidance (i.e., our first question).

266 Next, we tested whether eyespots and non-eyespot patterns differ in the magnitude
267 and direction of the effect of elicited bird predator avoidance and what factors contribute to
268 the deterring effects of conspicuous patterns. We performed uni-moderator meta-regression
269 models with each of eight moderators: treatment stimulus pattern types (eyesspots vs. non-
270 eyesspots), pattern area, the number of pattern shapes, prey material type, maximum pattern
271 diameter/length, total pattern area, total area of prey surface, and prey shape type. We also
272 ran a multi-moderator meta-regression model, including the first four of the eight variables
273 mentioned in the uni-moderators, due to moderator correlations. We used log-transformed
274 data for pattern area, total pattern area, total area of prey surface, and pattern maximum
275 diameter/length in our analysis to normalise these moderators. We created all result plots in
276 the *orchard_plot* and *bubble_plot* functions from the package *orchaRd* [53].

277

278 **Publication bias**

279 We used three approaches to assess the presence of publication bias in our study. First, we
280 visually assessed the funnel plot asymmetry by examining the residuals from a meta-analytic
281 model, which included all the random factors utilised in our study. These residuals were
282 plotted against the precision of the effect sizes. Secondly, we performed an alternative
283 method to Egger's regression. This method used the inverse of the effective sample size as a
284 moderator within a multilevel meta-analytic model [54]. Third, we examined the possibility
285 of time-lag bias by including publication year as a moderator in our multilevel meta-analytic
286 model. Uni-moderator models were run for each inverse of the effective sample size and

287 publication year, and a multi-moderator model was carried out with the full model including
288 both inverse of the effective sample size and publication year as moderators.

289

290 **Additions and deviations**

291 We made two changes to the pre-registration: the addition of four new moderators and the
292 removal of two moderators. The new moderators were pattern area, total pattern area, total
293 area of prey surface, and prey shape types, although similar moderators were in the pre-
294 registration such as the number of eyespots (patterns) and diameter of an eyespot (a pattern).
295 These *post-hoc* decisions were taken to refine our initial moderators. We subsequently used
296 them in our meta-regression analyses. We originally intended to include the broad outcome
297 categories of predator avoidance measure as a moderator in the models, but the diversity of
298 reported results made categorisation impossible. Therefore, we did not include it as a
299 moderator. We also collected information on bird diet but decided not to include it. This
300 decision was because six of the seven bird species in our study were omnivores, resulting in a
301 lack of variability needed to detect diet effects in our data (for more details, please see
302 **Results**).

303

304 **Results**

305 **Screening outcomes and dataset characteristics**

306 We obtained 270 effect sizes from 33 studies for our analysis. The screening process and
307 reasons for exclusion at the full-text screening stage are summarised in the PRISMA-like
308 flowchart (Fig. 2a), with additional details available in Table S3, which comprises a list of
309 included/excluded studies. Of the dataset, 68.9% of effect sizes came from eyespot
310 presentation experiments (Fig. 2b). The remaining 31.1% of effect sizes came from non-
311 eyespot pattern presentation experiments (Fig. 2b). The latter category encompassed various
312 shapes, including circles (71.4%), rectangles (16.7%), diamonds (6.0%), complex patterns
313 (combinations of circles and diamonds; 4.8%), and stripes (1.1%); 93.7% of the control
314 stimuli used in these experiments involved the removal of the pattern used in the treatment
315 stimuli; the remaining stimuli were camouflage patterns (6.3%). Prey shape type used for

316 stimulus presentation varied from real or imitation of a particular butterfly (24.4%) to simply
317 a piece of paper (21.5%) (Fig. 2b). The number of pattern shapes varied between studies from
318 one to 11, but in most experiments, they were two (i.e., a pair of shapes; Fig. 2c).

319 Additionally, we found that the size of these patterns, both area and maximum
320 diameter/length, exhibited considerable variation across studies (Fig. 2c). The total area of
321 the patterns and stimulus also varied widely (Fig. 2c). The studies reported responses to
322 conspicuous pattern stimuli by seven bird species (Fig. 2d). Chickens (*Gallus gallus*) and
323 common starlings (*Sturnus vulgaris*) were the most studied birds in our dataset. Apart from
324 chickens (eight studies) and Eurasian blue tits (*Cyanistes caeruleus*; five studies), effect sizes
325 were available from just one or two studies per species. Six of the seven species were
326 omnivores, and one (yellow bunting; *Emberiza sulphurata*) was a granivore [55].

327

328 **Does the presence of conspicuous patterns affect predator avoidance?**

329 The overall mean effect size was statistically significant, showing a 21.86% (this percentage
330 value is the back-transformed values of lnRR) increase in the probability of predator
331 avoidance, such as higher prey survival rates or eliciting fewer attacks from birds (estimate =
332 0.20, 95% CI = [0.08, 0.31], $t_{[df = 268]} = 3.40$, $p = 0.0008$), in prey with conspicuous patterns
333 than in prey without such patterns (Fig. 3a). Total heterogeneity across effect sizes was high
334 ($I^2 = 96.50\%$); more specifically, observation ID (representing the within-study effect)
335 accounted for the most heterogeneity, 79.88%, with study ID (representing between-study
336 effect) accounting for the remaining 16.61%.

337

338 **Is there a difference in predator avoidance between eyespots and conspicuous patterns?**

339 There was no statistically significant difference between the effects of eyespots and non-
340 eyespot patterns ($F_{[df1 = 1, df2 = 268]} = 0.33$, $p = 0.57$, $R^2 = 0.27\%$; Fig. 3b). On average, eyespot
341 patterns resulted in 24.37% (estimate = 0.22, 95% CI = [0.08, 0.35], $t_{[df = 268]} = 3.17$, $p =$
342 0.002) and non-eyespot patterns in 17.11% (estimate = 0.16, 95% CI = [-0.02, 0.34], $t_{[df = 268]}$
343 = 1.71, $p = 0.09$) increases in predator avoidance compared with control stimuli, although this
344 trend was not statistically significant for non-eyespots (Fig. 3b).

345

346 **What factors promote predator avoidance?**

347 Our uni-moderator meta-regression model with pattern area (individual shape area) showed
348 that larger patterns were associated with an increase in predator avoidance (estimate = 0.11,
349 95% CI = [0.03, 0.19], $t_{[df = 268]} = 2.71$, $p = 0.007$, $R^2 = 8.56\%$; Fig. 4a). The total pattern area
350 also promoted predator avoidance (estimate = 0.09, 95% CI = [0.004, 0.17], $t_{[df = 268]} = 2.07$, p
351 = 0.04, $R^2 = 5.18\%$; Fig. S1a). Similarly, the maximum diameter/length of the pattern
352 positively influenced predator avoidance (estimate = 0.19, 95% CI = [0.04, 0.35], $t_{[df = 268]} =$
353 2.46, $p = 0.01$, $R^2 = 6.62\%$; Fig. S1b). In contrast, an increased number of pattern shapes
354 significantly reduced the effect of predator avoidance (estimate = -0.06, 95% CI = [-0.11, -
355 0.008], $t_{[df = 268]} = -2.29$, $p = 0.02$, $R^2 = 2.46\%$; Fig. 4b). We found no significant effects of
356 total prey surface area on predator avoidance (estimate = -0.03, 95% CI = [-0.15, 0.09], $t_{[df =$
357 268]} = -0.48, $p = 0.63$, $R^2 = 0.42\%$; Fig. S1c). Predator avoidance was not statistically
358 significantly affected by differences in whether the presented prey looked like a real
359 lepidopteran species ($F_{[df1 = 1, df2 = 268]} = 0.12$, $p = 0.72$, $R^2 = 0.13\%$). Both types of prey
360 material (real/imitation and abstract butterfly) had similar positive trends (Fig. 3c), with the
361 former increasing predator avoidance by 25.55% (estimate = 0.23, 95% CI = [0.03, 0.43], $t_{[df =$
362 268]} = 2.24, $p = 0.03$) and the latter by 20.07% (estimate = 0.18, 95% CI = [0.04, 0.33], $t_{[df =$
363 268]} = 2.44, $p = 0.02$). Further, when also considering prey type (Fig. S2), abstract and real
364 butterflies significantly exhibited increased predator avoidance by 37.98% (estimate = 0.32,
365 95% CI = [0.11, 0.53], $t_{[df = 268]} = 3.04$, $p = 0.003$) and by 25.40% (estimate = 0.23, 95% CI =
366 [0.03, 0.42], $t_{[df = 268]} = 2.25$, $p = 0.03$), respectively, but artificial abstract caterpillars
367 (estimate = 0.07, 95% CI = [-0.18, 0.31], $t_{[df = 266]} = 0.53$, $p = 0.60$) and artificial abstract prey
368 (estimate = 0.01, 95% CI = [-0.35, 0.37], $t_{[df = 266]} = 0.06$, $p = 0.95$) did not, respectively.
369 When comparing each prey type (e.g., abstract butterfly vs. real butterfly), none of the
370 differences was statistically significant (Fig. S2).

371 The multi-moderator (full) regression model showed that only pattern area positively
372 affected predator avoidance (estimate = 0.10, 95% CI = [0.009, 0.18], $t_{[df = 266]} = 2.16$, $p =$
373 0.03; Table S4). Contrary to the uni-moderator regression model, the number of patterns

374 showed no significant effects on predator avoidance, although the consistent trend remained
375 (estimate = -0.05, 95% CI = [-0.11, 0.004], $t_{[df=266]} = -1.84$, $p = 0.07$; Table S4). The full
376 model accounted for 8.33% of the variation in the dataset. The complete output of the multi-
377 moderator model is displayed in Table S4.

378

379 **Publication bias**

380 The funnel plot showed no visual sign of funnel asymmetry (Fig. 5a). The meta-regression
381 analysis, which included the square root of the inverse of the effective sample size, further
382 supported this observation by showing that the effective sample size did not significantly
383 predict the effect size values (estimate = -0.09, 95% CI = [-0.83, 0.65], $t_{[df=266]} = -0.24$, $p =$
384 0.81 ; Fig. 5b). There was no detectable trend suggesting that more recent publications
385 consistently showed lower or higher effect size values, which would have indicated the
386 presence of time-lag publication bias (estimate = -0.0008; 95% CI = [-0.01, 0.01], $t_{[df=266]} =$
387 -0.12 , $p = 0.90$; Fig. 5c). We obtained the same trends from multi-moderator meta-
388 regressions (Fig. S3).

389

390 **Discussion**

391 Eyespots and non-eyespot patterns did not differ significantly in the magnitude of deterring
392 effects (Fig. 3b). Avian predators showed similar avoidance responses to the conspicuous
393 patterns compared to control ones (Fig. 3a). Specifically, larger pattern sizes played a crucial
394 role in eliciting negative responses from birds (Fig. 4a). Further, negative responses from
395 birds showed the tendency to decline with increasing pattern number: single patterns were
396 likely more intimidating than a group of patterns (Fig. 4b). Taken together, our results
397 support the conspicuousness hypothesis rather than the eye mimicry hypothesis.

398

399 **Eye mimicry or conspicuous hypothesis?**

400 Overall, our meta-analysis showed that conspicuous patterns could increase predator
401 avoidance by over 20%. Specifically, our results indicate that conspicuousness per se can be
402 advantageous in avoiding bird predation (Fig. 3ab, Fig. 4). The evidence favouring the

403 conspicuousness hypothesis comes mainly from a series of field experiments by Steven and
404 his colleagues [30, 31, 34]. They showed that both eyespots and non-eyesspots improved the
405 prey survival similarly compared to non-conspicuous patterns [30, 31, 34]. In addition, their
406 research showed prey with more conspicuous patterns (i.e., large-size patterns) tended to
407 survive more than others [30, 31, 34], and eye resemblance (e.g., number or pattern shapes)
408 did not significantly affect the prey's survival [30, 31, 34]. Given that these pattern stimuli
409 used in the experiments are rarely or never found in natural environments [34], the most
410 parsimonious explanation for these results is neophobia or dietary conservatism in birds [56–
411 58]. Both phenomena appear to diminish with habituation and/or learning. A few studies
412 investigated such factors for intimidating effects, and they showed that repeated encounters
413 made birds more habituated to eyespot patterns [16, 59, 60]. We need more systematic tests
414 of bird habituation to aposematic-coloured patterns to better understand the evolution and
415 function of such patterns in Lepidoptera.

416 While our meta-analytic results favour the conspicuousness hypothesis, several
417 empirical studies support the eye mimicry hypothesis. For example, De Bona et al. [28] found
418 that a pair of eyespots of *Caligo martia* was as effective as true owl eyes and more efficient
419 in eliciting predator avoidance responses than less mimetic but equally contrasting circles.
420 Blut and Luau [61] created artificial eye-spotted prey with different similarities to the
421 vertebrate eyes and checked their survival rates in a field experiment. They revealed that the
422 prey with the most mimetic pattern had the highest survival rate [61]. Although studies on
423 Lepidoptera larvae are relatively limited, caterpillar eyespots are considered part of snake
424 mimicry [14]. Some research examined the benefit of eyespots by presenting artificial
425 caterpillars (marked with eyespots and control) made from dyed pastry to wild birds and
426 showed that eyespots improved survival [60, 62, 63]. Despite these convincing pieces of
427 empirical evidence, our meta-analytic results showed that eye resemblance did not improve
428 predator avoidance. If the eye mimic hypothesis was true, we would have seen a clear
429 difference between studies investigating eyespots and non-eyesspots.

430 However, we observed little heterogeneity among studies, despite finding high
431 heterogeneity within individual studies. This finding implies that if each study followed

432 similar experimental procedures within studies, our main result on predator avoidance would
433 be more generalisable. The high within-study heterogeneity can be caused by varying
434 stimulus characteristics contributing to the effect size variations, even in the same studies.
435 Bird phylogenetic relatedness explained little heterogeneity in our predator dataset, but this
436 may have occurred because a limited number of subject bird species (i.e., chickens, common
437 starlings, Eurasian blue tits) dominated our dataset (Fig. 2d). While we cannot exclude the
438 possibility of species differences in birds' responses to the conspicuous patterns, our analysis
439 indicated that bird species identity did not explain the observed variation in predator
440 avoidance.

441 We also note that conspicuous patterns can also be important for conspecific
442 communication in butterflies [12, 64]. Eyespots on *Bicyclus anynana* are known to function
443 as sexual signals. For example, males choose females depending on eyespot size and
444 reflectance [65]. Regarding the non-eyespot patterns, males of *Heliconius cydno* and *H.*
445 *pachinus* can recognise conspecific females by the bright colour of wing patches [66, 67].
446 Conspicuous patterns can also act as social signals in other taxa (e.g., birds: [68]), but this
447 function remains unclear in butterflies. Therefore, the diversity of patterns on wings could be
448 shaped by intra-specific and inter-specific communication. We should simultaneously
449 consider the influence of anti-predator and sexual/social signalling functions on the evolution
450 of butterfly conspicuous patterns [cf., 65, 69, 70].

451

452 **What factors explain the observed heterogeneity?**

453 The indicators of pattern size, including each pattern area (Fig. 4a), total pattern area (Fig.
454 S1a), and maximum diameter/length (Fig. S1b), were the most important moderators of effect
455 sizes, overall indicating that large patterns could promote predator avoidance. Notably, these
456 size metrics were correlated, so they are not independent of each other. Several studies
457 suggested that the pattern size difference is related to the difference in prey survival [21, 26,
458 30]. For example, eyespots larger than 6.0 mm may have a strong deterrent effect with
459 increasing size [26], but such patterns may increase the visibility of lepidopterans, and their
460 presence may increase predation rates as well [71]. Indeed, small conspicuous patterns tend

461 to attract predators' attention, as explained by the deflection hypothesis [12, 72]. The effect
462 may contribute to the observed negative overall effect sizes (Fig. 3, Fig. 4). Considering
463 studies on *B. anynana* with eyespots with a deflecting effect (maximum diameter is about 5.0
464 mm; Table S5), a size of at least 6.0 mm is required to avoid predator approach. However, it
465 is uncertain whether the effect would linearly increase with size or whether an optimal size
466 exists. Although eyespot sizes on actual Lepidoptera may be restricted by their body or wing
467 size ([e.g., 73], but see also [21]), it would be interesting to find a maximum threshold for
468 patterns that promote predator avoidance responses in birds.

469 Among other moderators tested (prey material type, total pattern area, and prey shape
470 type), the only moderator that seemed to explain heterogeneity was the number of patterns
471 (Fig. 4b; yet it is likely inconclusive; see Table S4). Previous studies predominantly
472 employed a single pattern or a pair of patterns, leading to limited variations. Nonetheless, our
473 findings indicate that a single eyespot is equally or more effective than a pair of eyespots.
474 Consequently, the resemblance to a pair of eyes, a crucial aspect of the eye mimicry
475 hypothesis, may not be essential for effective predator avoidance. To disentangle the two
476 hypotheses, we recommend conducting the following experiments with two key features [30,
477 35, 74]: a set of stimuli that (1) have the same size (area or diameter/maximum length of each
478 pattern or total pattern area) but with different numbers of patterns ranging from a few
479 usually found in Lepidoptera to numerous patterns unlike those seen in them, and (2) are
480 presented with the same number of patterns and the same size but different pattern shapes.
481 Results from these experiments could deepen our current knowledge, allowing us to inch
482 toward a more definitive answer.

483

484 **Knowledge gaps and future opportunities**

485 Along with other conspicuous patterns, eyespots are believed to deter bird predation,
486 and our meta-analysis supports this function. However, five major gaps remain in the current
487 literature and our knowledge. First, birds and humans likely perceive eye-like shapes
488 differently based on the interspecific diversity of bird vision [75]. Thus, it could be premature
489 to conclude that eyespots on Lepidoptera resemble vertebrate eyes universally. For example,

490 most bird species can detect ultraviolet light, which is invisible to humans, and the ultraviolet
491 reflection of the butterflies' eyespots may contribute to predator avoidance [e.g., 20, 22].

492 Second, some lepidopterans present conspicuous patterns to potential predators in
493 combination with other elements, such as sounds and movements [13, 16, 17, 76, 77],
494 presumably to emphasise the conspicuousness of the patterns. Most of the current literature
495 does not take these effects into account in experiments, although some studies argue in favour
496 or against their importance [e.g., 16, 17]. We should also consider how factors other than
497 those constituting the pattern (e.g., colour, number, and size) are involved in the predator
498 avoidance function of eyespots. The location of the butterfly's eyespot patterns varies from
499 species to species as well; eyespots exist on the wings' ventral, dorsal, or both sides. Not only
500 the dorsal eyespot patterns, which were used in most studies, but also the ventral eyespot
501 patterns should be explored. In addition, we need to avoid presenting patterns unnaturally
502 when using real butterflies in experiments. For example, many owl butterflies (family Caligo)
503 have a pair of eyespot patterns on the ventral side. Their eyespots are usually visible to birds
504 when the wings are closed and would not present side by side as in the eyes of the owl's
505 frontal face.

506 Third, recent studies have shown that birds are sensitive to the gaze of other
507 individuals and may respond more aversively when their gazes are directed at them [e.g., 78-
508 80]. Skelhorn and Rowland [81] showed that the anti-predation effect may be further
509 enhanced if the inner circle of the eyespot is in a more gazing-like position for subject birds.
510 However, further research is needed to investigate the importance of the position of the inner
511 circle.

512 Fourth, as mentioned above, studies focusing on caterpillar eyespots are much more
513 scarce compared to butterflies; Hossie and Sherratt [82] have shown similarities between
514 caterpillars and snakes, but the response of birds to actual caterpillars has not been
515 experimentally tested. Conversely, in butterflies, similarities between the eyespot patterns on
516 wings and the eyes of birds of prey have not been investigated.

517 Finally, birds are generally considered as potential predators of butterflies and
518 caterpillars. Although other taxa species, such as invertebrates [83–85], lizards [27, 86, 87],

519 and rats [88–91], are also known to prey on lepidopterans, there are much fewer studies using
520 non-avian species as predators. Therefore, we should expand the range of taxa used for
521 experiments to get a better and more generalisable understanding of the eyespots' function
522 and evolution in butterflies and caterpillars.

523 Knowing the effects of conspicuous patterns may contribute to creating a world where
524 birds and humans can live more harmoniously. Both eyespots and conspicuous patterns have
525 already been used to control birds, particularly in agriculture, although their effectiveness has
526 been questioned [e.g., 92, 93]. Such uncertainty may reflect our limited understanding of why
527 birds avoid eyespots and conspicuous patterns. Nevertheless, visual stimuli are less likely to
528 harm birds or affect the natural environment than others (e.g., nest/egg destructions or toxic
529 chemicals; reviewed in [94]). Therefore, when proven effective, they could be used for better
530 pest control, population management and conservation [95].

531

532 **Conclusion**

533 We have shed light on a traditional but controversial research topic that has fascinated
534 behavioural ecologists for decades. Our findings provide a better understanding of the
535 evolution of signal designs, but also show that more work is needed to understand the
536 function of the eyespot patterns in Lepidoptera, such as whether eyespot patterns evolved due
537 to mimicry or conspicuousness.

538

539 **Acknowledgements**

540 The authors thank Martin Stevens and Ben Brilot for sharing data.

541

542 **Data Accessibility**

543 Raw data, analysis script and supplementary materials are available at <https://ayumi-495.github.io/eyespot/>. Once the paper is published, these will all be uploaded to Zenodo.

545

546 **References**

547 1. Endler JA. 1992. Signals, Signal Conditions, and the Direction of Evolution. *Am Nat* 139,

- 548 S125–S153. (doi:10.1086/285308)
- 549 2. Andersson MB. 1994 Sexual selection. Princeton, NJ: Princeton University Press.
- 550 3. Jones AG, Ratterman NL. 2009 Mate choice and sexual selection: what have we learned
551 since Darwin? *PNAS* 106, (supplement_1):10001–10008. (doi:10.1073/pnas.0901129106)
- 552 4. Endler JA, Butlin RK, Guilford T, Krebs JR. 1993 Some general comments on the evolution
553 and design of animal communication systems. *Philos Trans R Soc Lond B Biol Sci* 340,
554 215–225. (doi:10.1098/rstb.1993.0060.)
- 555 5. Johnstone RA. 1997 Multiple displays in animal communication: ‘backup signals’ and
556 ‘multiple messages’. *Philos Trans R Soc Lond B Biol Sci* 351, 329–338.
557 (doi:10.1098/rstb.1996.0026)
- 558 6. Martin Schaefer H, Schaefer V, Levey DJ. 2004 How plant–animal interactions signal new
559 insights in communication. *Trends Ecol Evol* 19, 577–584. (doi:10.1016/j.tree.2004.08.003)
- 560 7. Johansson BG, Jones TM. 2007 The role of chemical communication in mate choice. *Biol*
561 *Rev* 82, 265–289. (doi:10.1111/j.1469-185X.2007.00009.x)
- 562 8. Hill PS. 2009 How do animals use substrate-borne vibrations as an information source?
563 *Naturwissenschaften* 96, 1355–1371. (doi: 10.1007/s00114-009-0588-8)
- 564 9. Rose EM, Prior NH, Ball GF. 2022 The singing question: re-conceptualizing birdsong. *Biol*
565 *Rev* 97, 326–342. (doi:10.1111/brv.12800)
- 566 10. Endler JA, Westcott DA, Madden JR, Robson T. 2005 Animal visual systems and the
567 evolution of color patterns: sensory processing illuminates signal evolution. *Evolution* 59,
568 1795–1818. (doi:10.1554/04-669.1)
- 569 11. Kelber A, Vorobyev M, Osorio D. 2003 Animal colour vision-behavioural tests and
570 physiological concepts. *Biol Rev* 78, 81–118. (doi:10.1017/s1464793102005985)
- 571 12. Stevens M. 2005 The role of eyespots as anti-predator mechanisms, principally
572 demonstrated in the Lepidoptera. *Biol Rev* 80, 573–588. (doi:10.1017/S1464793105006810)
- 573 13. Drinkwater E, Allen WL, Endler JA, Hanlon RT, Holmes G, Homziak NT, Kang C, Leavell
574 BC, Lehtonen J, Loeffler-Henry K, Ratcliffe JM, Rowe C, Ruxton GD, Sherratt TN,
575 Skelhorn J, Skojec C, Smart HR, White TE, Yack JE, Young CM, Umbers KDL. 2022 A
576 synthesis of deimatic behaviour. *Biol Rev* 97, 2237–2267. (doi:10.1111/brv.12891)

- 577 14. Stevens M, Ruxton GD. 2014 Do animal eyespots really mimic eyes? *Curr Zool* 60, 26–36.
578 (doi:10.1093/czoolo/60.1.26)
- 579 15. Kodandaramaiah U. 2011 The evolutionary significance of butterfly eyespots. *Behav Ecol*
580 22, 1264–1271. (doi:10.1093/beheco/arr123)
- 581 16. Blest AD. 1957 The Function of Eyespot Patterns in the Lepidoptera. *Behaviour* 11, 209–
582 256. (doi:10.1163/156853956X00048)
- 583 17. Vallin A, Jakobsson S, Lind J, Wiklund C. 2005 Prey survival by predator intimidation: an
584 experimental study of peacock butterfly defence against blue tits. *Proc R Soc B* 272, 1203–
585 1207. (doi:10.1098/rspb.2004.3034)
- 586 18. Kjærnsmo K, Merilaita S. 2017 Resemblance to the enemy's eyes underlies the intimidating
587 effect of eyespots. *Am Nat* 190, 594–600. (doi:10.1086/693473)
- 588 19. Hill RI, Vaca JF. 2004 Differential wing strength in Pierella butterflies (nymphalidae,
589 Satyrinae) supports the deflection hypothesis. *Biotropica* 36, 362–370. (doi:10.1646/03191)
- 590 20. Olofsson M, Vallin A, Jakobsson S, Wiklund C. 2010 Marginal eyespots on butterfly wings
591 deflect bird attacks under low light intensities with UV wavelengths. *PLoS One* 5, e10798.
592 (doi:10.1371/journal.pone.0010798)
- 593 21. Kodandaramaiah U, Lindenfors P, Tullberg BS. 2013 Deflective and intimidating eyespots:
594 a comparative study of eyespot size and position in Junonia butterflies. *Ecol Evol* 3, 4518–
595 4524. (doi:10.1002/ece3.831)
- 596 22. Olofsson M, Jakobsson S, Wiklund C. 2013 Bird attacks on a butterfly with marginal
597 eyespots and the role of prey concealment against the background. *Biol J Linn Soc Lond*
598 109, 290–297. (doi:10.1111/bij.12063)
- 599 23. Merilaita S, Scott-Samuel NE, Cuthill IC. 2017 How camouflage works. *Philos Trans R Soc*
600 *Lond B Biol Sci* 372, 2016034. (doi:10.1098/rstb.2016.0341)
- 601 24. Pinheiro CEG, Antezana MA, Machado LP. 2014 Evidence for the Deflective Function of
602 Eyespots in Wild Junonia evarete Cramer (Lepidoptera, Nymphalidae). *Neotrop Entomol* 43,
603 39–47. (doi:10.1007/s13744-013-0176-7)
- 604 25. Lyytinen A, Brakefield PM, Lindström L, Mappes J. 2004 Does predation maintain eyespot
605 plasticity in *Bicyclus anynana*? *Proc R Soc B* 271, 279–283. (doi:10.1098/rspb.2003.2571)

- 606 26. Ho S, Schachat SR, Piel WH, Monteiro A. 2016 Attack risk for butterflies changes with
607 eyespot number and size. *R Soc Open Sci.* 3, 150614. (doi:10.1098/rsos.150614)
- 608 27. Lyytinen A, Brakefield PM, Mappes J. 2003 Significance of butterfly eyespots as an anti-
609 predator device in ground-based and aerial attacks. *Oikos* 100, 373–379.
610 (doi:10.1034/j.1600-0706.2003.11935.x)
- 611 28. De Bona S, Valkonen JK, López-Sepulcre A, Mappes J. 2015 Predator mimicry, not
612 conspicuousness, explains the efficacy of butterfly eyespots. *Proc R Soc B* 282, 20150202.
613 (doi: 10.1098/rspb.2015.0202)
- 614 29. Merilaita S, Vallin A, Kodandaramaiah U, Dimitrova M, Ruuskanen S, Laaksonen T. 2011
615 Number of eyespots and their intimidating effect on naïve predators in the peacock butterfly.
616 *Behav Ecol* 22, 1326–1331. (doi:10.1093/beheco/arr135)
- 617 30. Stevens M, Hardman CJ, Stubbins CL. 2008 Conspicuousness, not eye mimicry, makes
618 “eyespots” effective antipredator signals. *Behav Ecol* 19, 525–531.
619 (doi:10.1093/beheco/arm162)
- 620 31. Stevens M, Cantor A, Graham J, Winney IS. 2009 The function of animal “eyespots”:
621 Conspicuousness but not eye mimicry is key. *Curr Zool* 55, 319–326. (doi:
622 10.1093/czoolo/55.5.319)
- 623 32. Dell’aglio DD, Stevens M, Jiggins CD. 2016 Avoidance of an aposematically coloured
624 butterfly by wild birds in a tropical forest. *Ecol Entomol* 41, 627–632.
625 (doi:10.1111/een.12335)
- 626 33. Ximenes NG, Gawryszewski FM. 2020 Conspicuous colours in a polymorphic orb-web
627 spider: evidence of predator avoidance but not prey attraction. *Anim Behav* 169, 35–43.
628 (doi:10.1016/j.anbehav.2020.08.022)
- 629 34. Stevens M, Hopkins E, Hinde W, Adcock A, Connolly Y, Troscianko T, Cuthill IC. 2007
630 Field experiments on the effectiveness of “eyespots” as predator deterrents. *Anim Behav* 74,
631 1215–1227. (doi:10.1016/j.anbehav.2007.01.031)
- 632 35. Stevens M. 2007 Predator perception and the interrelation between different forms of
633 protective coloration. *Proc R Soc B* 274, 1457–1464. (doi:10.1098/rspb.2007.0220)
- 634 36. Mizuno, A., Lagisz, M., Pollo, P., Yang, Y., Soma, M., & Nakagawa, S. 2023 Meta-analysis

- 635 of fear responses to eyespots on butterfly wings in birds: a protocol for a systematic review
636 with meta-analysis. Meta-analysis of fear responses to eyespots on butterfly wings in birds:
637 a protocol for a systematic review with meta-analysis. Open Science Framework.
638 (doi:10.17605/OSF.IO/YMWVB)
- 639 37. Moher D, Liberati A, Tetzlaff J, Altman DG, PRISMA Group. 2009 Preferred reporting
640 items for systematic reviews and meta-analyses: the PRISMA statement. *PLoS Med* 6,
641 e1000097. (doi:10.1371/journal.pmed.1000097)
- 642 38. O'Dea RE, Lagisz M, Jennions MD, Koricheva J, Noble DWA, Parker TH, Gurevitch J,
643 Page MJ, Stewart G, Moher D, Nakagawa S. 2021 Preferred reporting items for systematic
644 reviews and meta-analyses in ecology and evolutionary biology: a PRISMA extension. *Biol*
645 *Rev* 96, 1695–1722. (doi:10.1111/brv.12721)
- 646 39. Foo YZ, O'Dea RE, Koricheva J, Nakagawa S, Lagisz M. 2021 A practical guide to question
647 formation, systematic searching and study screening for literature reviews in ecology and
648 evolution. *Methods Ecol Evol* 12, 1705–20. (doi:0.1111/2041-210X.13654)
- 649 40. Ouzzani M, Hammady H, Fedorowicz Z, Elmagarmid A 2016 Rayyan-a web and mobile
650 app for systematic reviews. *Syst Rev* 5, 210. (doi:10.1186/s13643-016-0384-4)
- 651 41. Janzen DH, Hallwachs W, Burns JM. 2010 A tropical horde of counterfeit predator eyes.
652 *PNAS* 107, 11659–11665. (doi:10.1073/pnas.0912122107)
- 653 42. Abramoff, Magalhães PJ, Ram SJ. 2004 Image processing with ImageJ. *Biophotonics Int* 11,
654 36–42.
- 655 43. Hedges LV, Gurevitch J, Curtis PS. 1999 The meta-analysis of response ratios in
656 experimental ecology. *Ecology* 80, 1150–1156. (doi:10.1890/0012-
657 9658(1999)080[1150:TMAORR]2.0.CO;2)
- 658 44. Lajeunesse MJ. 2011 On the meta-analysis of response ratios for studies with correlated and
659 multi-group designs. *Ecology* 92, 2049–2055. (doi:10.1890/11-0423.1)
- 660 45. Senior AM, Viechtbauer W, Nakagawa S. 2020 Revisiting and expanding the meta-analysis
661 of variation: The log coefficient of variation ratio. *Res Synth Methods* 11, 553–567.
662 (doi:10.1002/jrsm.1423)
- 663 46. Noble DWA, Lagisz M, O'dea RE, Nakagawa S. 2017 Nonindependence and sensitivity

- 664 analyses in ecological and evolutionary meta-analyses. *Mol Ecol* 26, 2410–2425.
665 (doi:10.1111/mec.14031)
- 666 47. Macartney EL, Lagisz M, Nakagawa S. 2022 The relative benefits of environmental
667 enrichment on learning and memory are greater when stressed: A meta-analysis of
668 interactions in rodents. *Neurosci Biobehav Rev* 135, 104554.
669 (doi:10.1016/j.neubiorev.2022.104554)
- 670 48. Viechtbauer W. 2010 Conducting Meta-Analyses in R with the metafor Package. *J Stat*
671 *Softw* 36, 1–48. (doi:10.18637/jss.v036.i03)
- 672 49. R Core Team. 2023 R: a language and environment for statistical computing. Vienna,
673 Austria.
- 674 50. Nakagawa S, Yang Y, Macartney EL, Spake R, Lagisz M. 2023 Quantitative evidence
675 synthesis: a practical guide on meta-analysis, meta-regression, and publication bias tests for
676 environmental sciences. *Environ Evid* 12, 1–19. (doi:10.1186/s13750-023-00301-6).
- 677 51. Nakagawa S, Santos ESA. 2012 Methodological issues and advances in biological meta-
678 analysis. *Evol Ecol* 26, 1253–1274 (doi:10.1007/s10682-012-9555-5)
- 679 52. Higgins JPT, Thompson SG, Deeks JJ, Altman DG. 2003 Measuring inconsistency in meta-
680 analyses. *BMJ* 32, 557–560. (doi:10.1136/bmj.327.7414.557)
- 681 53. Nakagawa S, Lagisz M, O’Dea RE, Pottier P, Rutkowska J, Senior AM, Yang Y, Noble
682 DWA. 2023 orchaRd 2.0: An R package for visualising meta-analyses with orchard plots.
683 *Methods Ecol Evol* 14, 2003–2010. (doi:10.1111/2041-210x.14152)
- 684 54. Nakagawa S, Lagisz M, Jennions MD, Koricheva J, Noble DWA, Parker TH, Sánchez-Tójar
685 A, Yang Y, O’Dea RE. 2022 Methods for testing publication bias in ecological and
686 evolutionary meta-analyses. *Methods Ecol Evol* 13, 4–21. (doi:10.1111/2041-210X.13724)
- 687 55. Tobias JA, Sheard C, Pigot AL, Devenish AJ, Yang J, Sayol F, Neate-Clegg MH,
688 Alioravainen N, Weeks TL, Barber RA, Walkden PA. 2022. AVONET: morphological,
689 ecological and geographical data for all birds. *Ecol Lett* 25, 581–597.
690 (doi:10.1111/ele.13898)
- 691 56. Marples NM, Roper TJ, David GCH. 1998 Responses of wild birds to novel prey: evidence
692 of dietary conservatism. *Oikos* 83, 161–165. (doi: 10.2307/3546557)

- 693 57. Marples NM, Kelly DJ. 1999 Neophobia and dietary conservatism: two distinct processes?
694 *Evol Ecol* 13, 641–653. (doi:10.1023/A:1011077731153)
- 695 58. Ord TJ, Blazek K, White TE, Das I. 2021 Conspicuous animal signals avoid the cost of
696 predation by being intermittent or novel: confirmation in the wild using hundreds of robotic
697 prey. *Proc R Soc B* 288, 20210706. (doi:10.1098/rspb.2021.0706)
- 698 59. Inglis IR, Huson LW, Marshall MB, Neville PA. 1983 The feeding behaviour of starlings
699 (*sturnus vulgaris*) in the presence of “eyes.” *Z Tierpsychol* 62, 181–208.
700 (doi:10.1111/j.1439-0310.1983.tb02151.x)
- 701 60. Skelhorn J, Dorrington G, Hossie TJ, Sherratt TN. 2014 The position of eyespots and
702 thickened segments influence their protective value to caterpillars. *Behav Ecol* 25, 1417–
703 1422. (doi:10.1093/beheco/aru154)
- 704 61. Blut C, Lunau K. 2015 Effects of lepidopteran eyespot components on the deterrence of
705 predatory birds. *Behaviour* 152, 1481–1505. (doi:10.1093/jisesa/iez123)
- 706 62. Hossie TJ, Sherratt TN. 2012 Eyespots interact with body colour to protect caterpillar-like
707 prey from avian predators. *Anim Behav* 84, 167–173. (doi:10.1016/j.anbehav.2012.04.027)
- 708 63. Hossie TJ, Sherratt TN. 2013 Defensive posture and eyespots deter avian predators from
709 attacking caterpillar models. *Anim Behav* 86, 383–389. (doi:10.1016/j.anbehav.2013.05.029)
- 710 64. Crees LD, DeVries P, Penz C. 2021 do hind wing eyespots of caligo butterflies function in
711 both mating behavior and antipredator defense? (Lepidoptera, Nymphalidae). *Ann Entomol*
712 *Soc Am* 114, 329–337. (doi:10.1093/aesa/saaa050)
- 713 65. Robertson KA, Monteiro A. 2005 Female *Bicyclus anynana* butterflies choose males on the
714 basis of their dorsal UV-reflective eyespot pupils. *Proc R Soc B* 272, 1541–1546.
715 (doi:10.1098/rspb.2005.3142)
- 716 66. Kronforst MR, Young LG, Kapan DD, McNeely C, O’Neill RJ, Gilbert LE. 2006 Linkage
717 of butterfly mate preference and wing color preference cue at the genomic location of
718 wingless. *PNAS* 103, 6575–6580. (doi:10.1073/pnas.0509685103)
- 719 67. Finkbeiner SD, Briscoe AD, Reed RD. 2014 Warning signals are seductive: relative
720 contributions of color and pattern to predator avoidance and mate attraction in *Heliconius*
721 butterflies. *Evolution* 68, 3410–3420. (doi:10.1111/evo.12524)

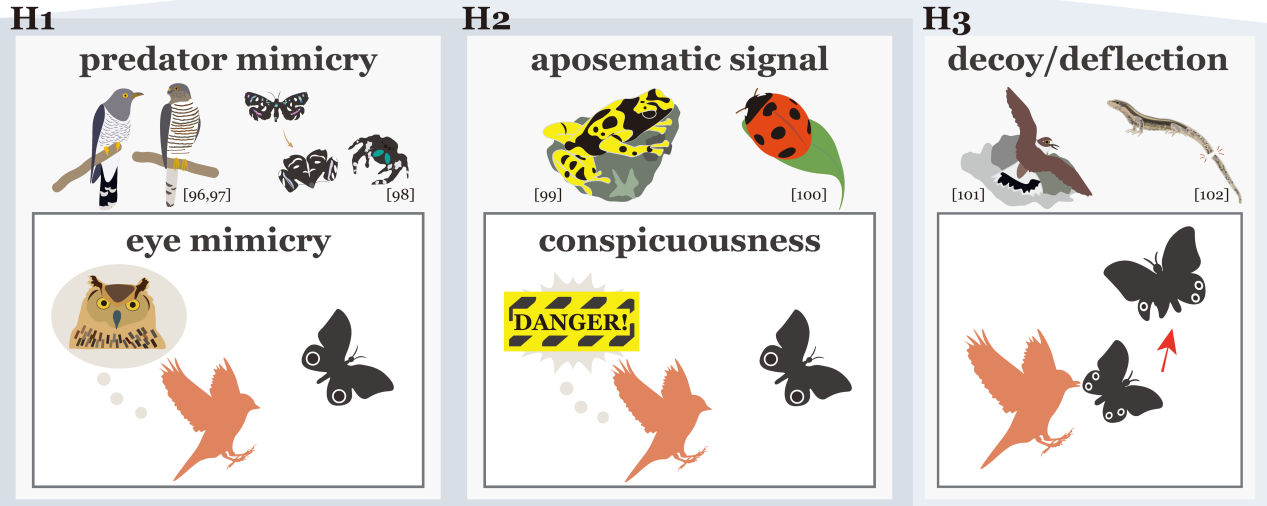
- 722 68. Mason NA, Bowie RCK. 2020 Plumage patterns: ecological functions, evolutionary origins,
723 and advances in quantification. *Auk* 137, ukaa060. (doi:10.1093/auk/ukaa060)
- 724 69. Ng SY, Bhardwaj S, Monteiro A. 2017 Males become choosier in response to manipulations
725 of female wing ornaments in dry season *Bicyclus anynana* butterflies. *J Insect Sci* 17, 81.
726 (doi:10.1093/jisesa/iex053)
- 727 70. Huq M, Bhardwaj S, Monteiro A. 2019 Male *Bicyclus anynana* butterflies choose females
728 on the basis of their ventral uv-reflective eyespot centers. *J Insect Sci* 19, 25.
729 (doi:10.1093/jisesa/iez014)
- 730 71. Lindström L, Alatalo RV, Lyytinen A, Mappes J. 2001 Predator experience on cryptic prey
731 affects the survival of conspicuous aposematic prey. *Proc R Soc B* 268, 357–361. (doi:
732 10.1098/rspb.2000.1377)
- 733 72. Humphreys RK, Ruxton GD. 2018 What is known and what is not yet known about
734 deflection of the point of a predator's attack. *Biol J Linn Soc Lond* 123, 483–495.
735 (doi:10.1093/biolinnean/blx164)
- 736 73. Hossie TJ, Skelhorn J, Breinholt JW, Kawahara AY, Sherratt TN. 2015 Body size affects the
737 evolution of eyespots in caterpillars. *PNAS* 112, 6664–6669.
738 (doi:10.1073/pnas.1415121112)
- 739 74. Stevens M, Castor-Perry SA, Price JRF. 2009 The protective value of conspicuous signals is
740 not impaired by shape, size, or position asymmetry. *Behav Ecol* 20, 96–102.
741 (doi:10.1093/beheco/arn119)
- 742 75. Martin GR. 2017 *The sensory ecology of birds*. Clarendon, Oxford University press.
- 743 76. Blest AD. 1957 The Evolution of Protective Displays in the Saturnioidea and Sphingidae
744 (Lepidoptera). *Behaviour* 11, 257–309. (doi:10.1163/156853957X00146)
- 745 77. Bura VL, Kawahara AY, Yack JE. 2016 A comparative analysis of sonic defences in
746 bombycoidea caterpillars. *Sci Rep* 6, 31469. (doi:10.1038/srep31469)
- 747 78. Carter J, Lyons NJ, Cole HL, Goldsmith AR. Subtle cues of predation risk: starlings respond
748 to a predator's direction of eye-gaze. 2008 *Proc R Soc B* 275, 1709–1715.
749 (doi:10.1098/rspb.2008.0095)
- 750 79. Clucas B, Marzluff JM, Mackovjak D, Palmquist I. 2013 Do American crows pay attention

- 751 to human gaze and facial expressions?. *Ethology* 119, 296–302. (doi:10.1111/eth.12064)
- 752 80. Davidson GL, Clayton NS, Thornton A. 2015 Wild jackdaws, *Corvus monedula*, recognize
753 individual humans and may respond to gaze direction with defensive behaviour. *Animal*
754 *Behaviour* 108, 17–24. (doi:10.1016/j.anbehav.2015.07.010)
- 755 81. Skelhorn J, Rowland HM. 2022 Eyespot configuration and predator approach direction
756 affect the antipredator efficacy of eyespots. *Front Ecol Evol* 10, 951967.
757 (doi:10.3389/fevo.2022.951967)
- 758 82. Hossie TJ, Sherratt TN. 2014 Does defensive posture increase mimetic fidelity of
759 caterpillars with eyespots to their putative snake models? *Curr Zool* 60, 76–89.
760 (doi:10.1093/czoolo/60.1.76)
- 761 83. Sang A, Teder T. 2011 Dragonflies cause spatial and temporal heterogeneity in habitat
762 quality for butterflies. *Insect Conserv Divers* 4, 257–264. (doi:10.1111/j.1752-
763 4598.2011.00134.x)
- 764 84. Prudic KL, Stoehr AM, Wasik BR, Monteiro A. 2015 Eyespots deflect predator attack
765 increasing fitness and promoting the evolution of phenotypic plasticity. *Proc R Soc B* 282,
766 20141531. (doi:10.1098/rspb.2014.1531)
- 767 85. Chan IZW, Ngan ZC, Naing L, Lee Y, Gowri V, Monteiro A. 2021 Predation favours
768 *Bicyclus anynana* butterflies with fewer forewing eyespots. *Proc R Soc B* 288, 20202840.
769 (doi:doi.org/10.1098/rspb.2020.2840)
- 770 86. Vlieger L, Brakefield PM. 2007 The deflection hypothesis: eyespots on the margins of
771 butterfly wings do not influence predation by lizards. *Biol J Linn Soc Lond* 92, 661–667.
772 (doi:10.1111/j.1095-8312.2007.00863.x)
- 773 87. Halali D, Krishna A, Kodandaramaiah U, Molleman F. 2019 Lizards as predators of
774 butterflies: shape of wing damage and effects of eyespots. *J Lepid Soc* 73, 78–86.
775 (doi:10.18473/lepi.73i2.a2)
- 776 88. Wiklund C, Vallin A, Friberg M, Jakobsson S. 2008 Rodent predation on hibernating
777 peacock and small tortoiseshell butterflies. *Behav Ecol Sociobiol* 62, 379–389.
778 (doi:10.1007/s00265-007-0465-4)
- 779 89. Olofsson M, Vallin A, Jakobsson S, Wiklund C. 2011 Winter predation on two species of

- 780 hibernating butterflies: Monitoring rodent attacks with infrared cameras. *Anim Behav* 81,
781 529–534. (doi:10.1016/j.anbehav.2010.12.012)
- 782 90. Olofsson M, Jakobsson S, Wiklund C. 2012 Auditory defence in the peacock butterfly
783 (*Inachis io*) against mice (*Apodemus flavicollis* and *A. sylvaticus*). *Behav Ecol Sociobiol* 66,
784 209–215. (doi:10.1007/s00265-011-1268-1)
- 785 91. Postema EG. 2022 The effectiveness of eyespots and masquerade in protecting artificial
786 prey across ontogenetic and seasonal shifts. *Curr Zool* 68, 451–458.
787 (doi:10.1093/cz/zoab082)
- 788 92. Avery ML, Daneke DE, Decker DG, Lefebvre PW, Matteson RE, Nelms CO. 1988 Flight
789 pen evaluations of eyespot balloons to protect citrus from bird depredations. *Proc Vertebr*
790 *Pest Conf* 13.
- 791 93. Nakamura K. 1995 Scaring effectiveness of eyespot balloons on the rufous turtle dove,
792 *Streptopelia orientalis* (Latham), In a flight cage. *Appl Entomol Zool* 30, 383–392. (doi:
793 10.1303/aez.30.383)
- 794 94. Linz GM, Bucher EH, Canavelli SB, Rodriguez E, Avery ML. 2015 Limitations of
795 population suppression for protecting crops from bird depredation: A review. *Crop Prot* 76,
796 46–52. (doi.org:10.1016/j.cropro.2015.06.005)
- 797 95. McLennan JA, Langham NPE, Porter RER. 1995 Deterrent effect of eye-spot balls on birds.
798 *N Z J Crop Hortic Sci* 23, 139–144. (doi:10.1080/01140671.1995.9513880)
- 799 96. Davies NB, Welbergen JA. 2008 Cuckoo–hawk mimicry? An experimental test. *Proc R Soc*
800 *B* 275, 1817–22. (doi:10.1098/rspb.2008.0331)
- 801 97. Ma L, Yang C, Liang W. 2018 Hawk mimicry does not reduce attacks of cuckoos by highly
802 aggressive hosts. *Avian Res* 9, 1–7. (doi:10.1186/s40657-018-0127-4)
- 803 98. Rota J, Wagner DL. 2006 Predator mimicry: metalmark moths mimic their jumping spider
804 predators. *PLoS One* 20, e45. (doi:10.1371/journal.pone.0000045)
- 805 99. Saporito RA, Zuercher R, Roberts M, Gerow KG, Donnelly MA. 2007 Experimental
806 evidence for aposematism in the dendrobatid poison frog *Oophaga pumilio*. *Copeia* 2007,
807 1006–1011. (doi:10.1643/0045-8511(2007)7[1006:EEFAIT]2.0.CO;2)
- 808 100. María Arenas L, Walter D, Stevens M. 2015 Signal honesty and predation risk among a

- 809 closely related group of aposematic species. *Sci rep* 5, 11021. (doi:10.1038/srep11021)
- 810 101. de Framond L, Brumm H, Thompson WI, Drabing SM, Francis CD. 2022 The broken-
811 wing display across birds and the conditions for its evolution. *Proc R Soc B* 289,
812 20220058. (doi:10.1098/rspb.2022.0058)
- 813 102. Bateman PW, Fleming PA. 2009 To cut a long tail short: a review of lizard caudal
814 autotomy studies carried out over the last 20 years. *J zool* 277, 1–4. (doi:10.1111/j.1469-
815 7998.2008.00484.x)
- 816 103. Jones RB. 1980. Reactions of male domestic chicks to two-dimensional eye-like shapes.
817 *Anim Behav* 28, 212–218. (doi:10.1016/S0003-3472(80)80025-X)
- 818 104. Wourms MK, Wasserman FE. 1985 Butterfly wing markings are more advantageous during
819 handling than during the initial strike of an avian predator. *Evolution* 39, 845–851.
820 (doi:10.1111/j.1558-5646.1985.tb00426.x)
- 821 105. Forsman A, Herrström J. 2004 Asymmetry in size, shape, and color impairs the protective
822 value of conspicuous color patterns. *Behav Ecol* 15, 141–147. (doi:10.1111/j.1558-
823 5646.1985.tb00426.x)
- 824 106. Stevens M, Stubbins CL, Hardman CJ. 2008 The anti-predator function of ‘eyespot’ on
825 camouflaged and conspicuous prey. *Behav Ecol Sociobiol* 62, 1787–1793.
826 (doi:10.1007/s00265-008-0607-3)
- 827 107. Kodandaramaiah U, Vallin A, Wiklund C. Fixed eyespot display in a butterfly thwarts
828 attacking birds. *Anim Behav* 77, 1415–1419. (doi:10.1016/j.anbehav.2009.02.018)
- 829 108. Brilot BO, Normandale CL, Parkin A, Bateson M. 2009 Can we use starlings’ aversion to
830 eyespots as the basis for a novel ‘cognitive bias’ task?. *Appl Anim Behav Sci* 118, 182–190.
831 (doi:10.1016/j.applanim.2009.02.015)
- 832 109. Vallin A, Jakobsson S, Wiklund C. 2010 Constant eyespot display as a primary defense–
833 survival of male and female emperor moths when attacked by blue tits. *J Res Lep* 43, 9–17.
834 (doi:10.5962/p.266504)
- 835 110. Vallin A, Dimitrova M, Kodandaramaiah U, Merilaita S. 2011 Deflective effect and the
836 effect of prey detectability on anti-predator function of eyespots. *Behav Ecol Sociobiol* 65,
837 1629–1636. (doi:10.1007/s00265-011-1173-7)

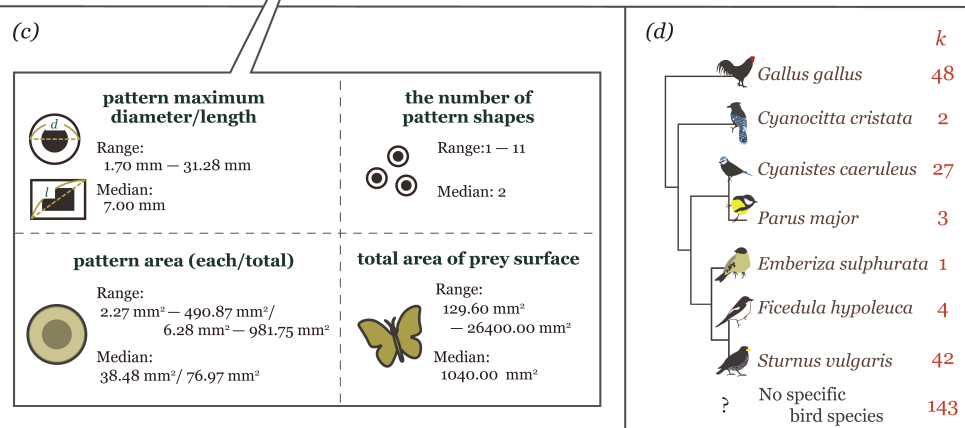
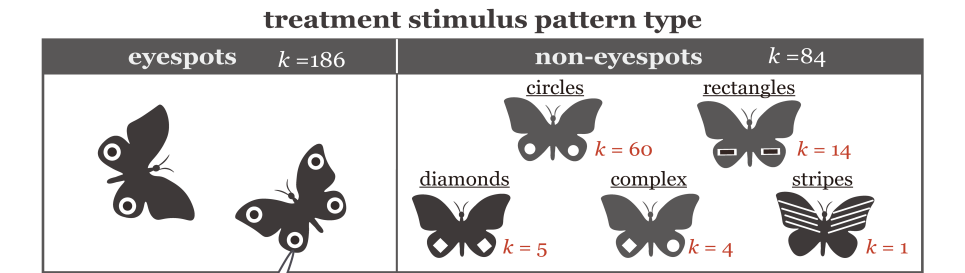
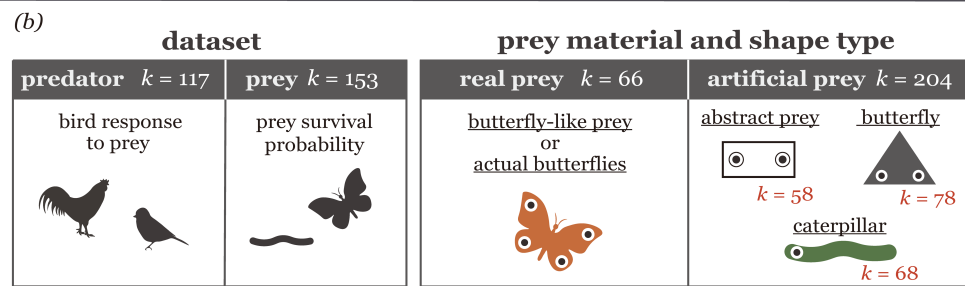
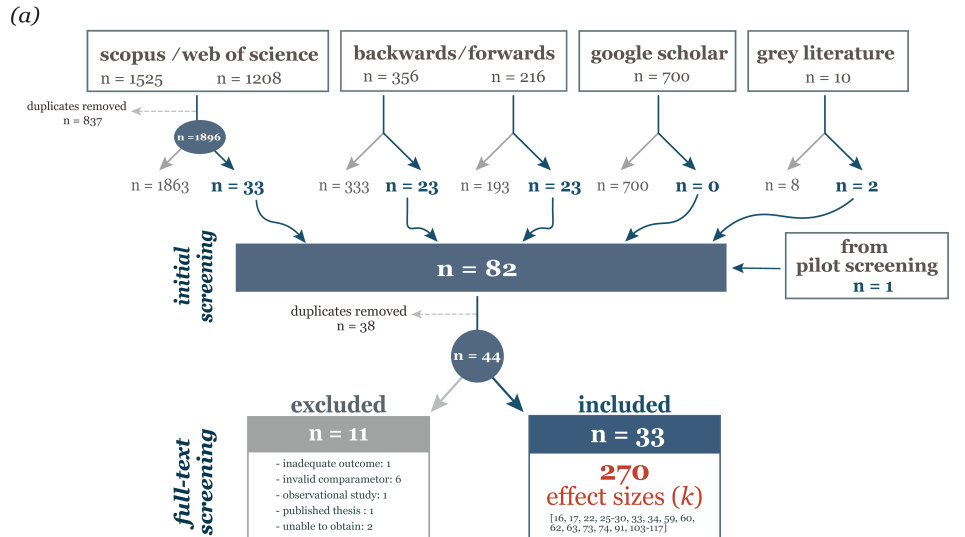
- 838 111. Blut C, Wilbrandt J, Fels D, Girgel EI, Lunau K. 2012 The ‘sparkle’ in fake eyes—the
839 protective effect of mimic eyespots in Lepidoptera. *Entomol exp appl* 143, 231–44.
840 (doi:10.1111/j.1570-7458.2012.01260.x)
- 841 112. De Wert L. 2012 Anti-predator adaptations and strategies in the Lepidoptera (Doctoral
842 dissertation, University of Glasgow; <http://theses.gla.ac.uk/id/eprint/3541>)
- 843 113. Stevens M, Marshall KL, Troscianko J, Finlay S, Burnand D, Chadwick SL. 2013
844 Revealed by conspicuousness: distractive markings reduce camouflage. *Behav Ecol* 24,
845 213–22. (doi:10.1093/beheco/ars156)
- 846 114. Olofsson M, Løvlie H, Tibblin J, Jakobsson S, Wiklund C. 2013 Eyespot display in the
847 peacock butterfly triggers antipredator behaviors in naïve adult fowl. *Behav Ecol* 24, 305–
848 310. (doi:10.1093/beheco/ars167)
- 849 115. Mukherjee R, Kodandaramaiah U. 2015 What makes eyespots intimidating—the importance
850 of pairedness. *BMC Evol Biol* 15, 1–10. (doi:10.1186/s12862-015-0307-3)
- 851 116. Olofsson M, Wiklund C, Favati A. 2015 On the deterring effect of a butterfly’s eyespot in
852 juvenile and sub-adult chickens, *Curr Zool* 61, 749–757. (doi:10.1093/czoolo/61.4.749)
- 853 117. Skelhorn J, Holmes GG, Hossie TJ, Sherratt TN. 2016 Multicomponent deceptive signals
854 reduce the speed at which predators learn that prey are profitable. *Behav Ecol* 27, 141–147.
855 (doi:10.1093/beheco/arv135)
856



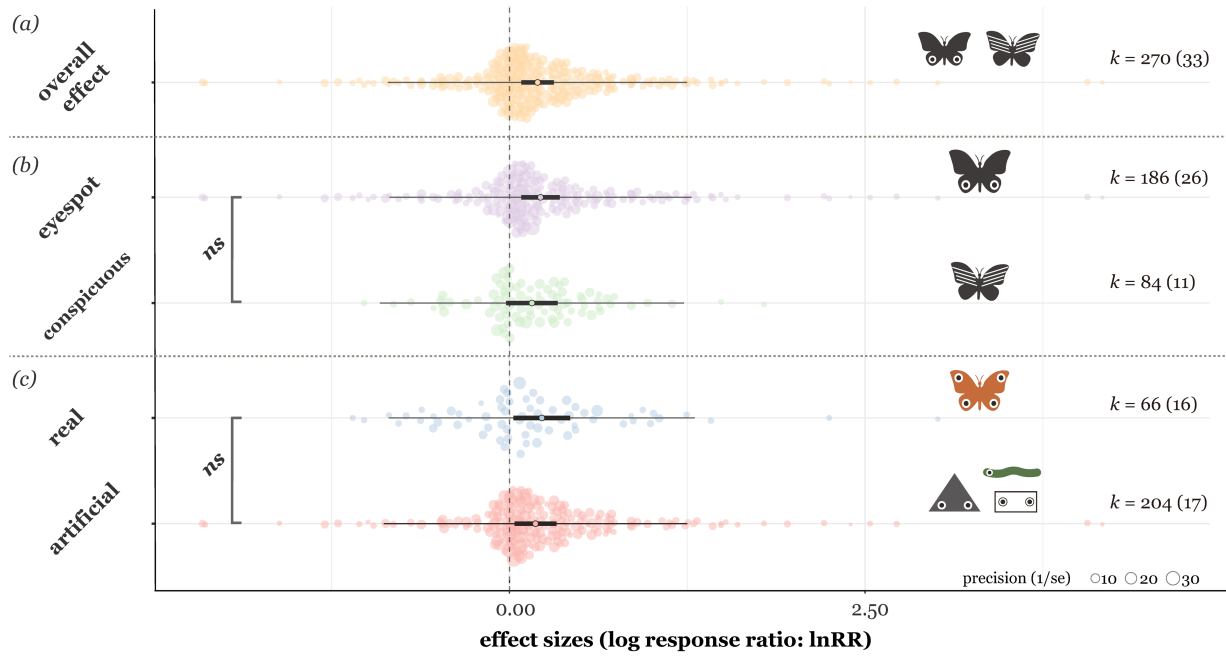
prediction on effective patterns...

shape	eye-like	any pattern
size	n/a	larger
number	2	any number

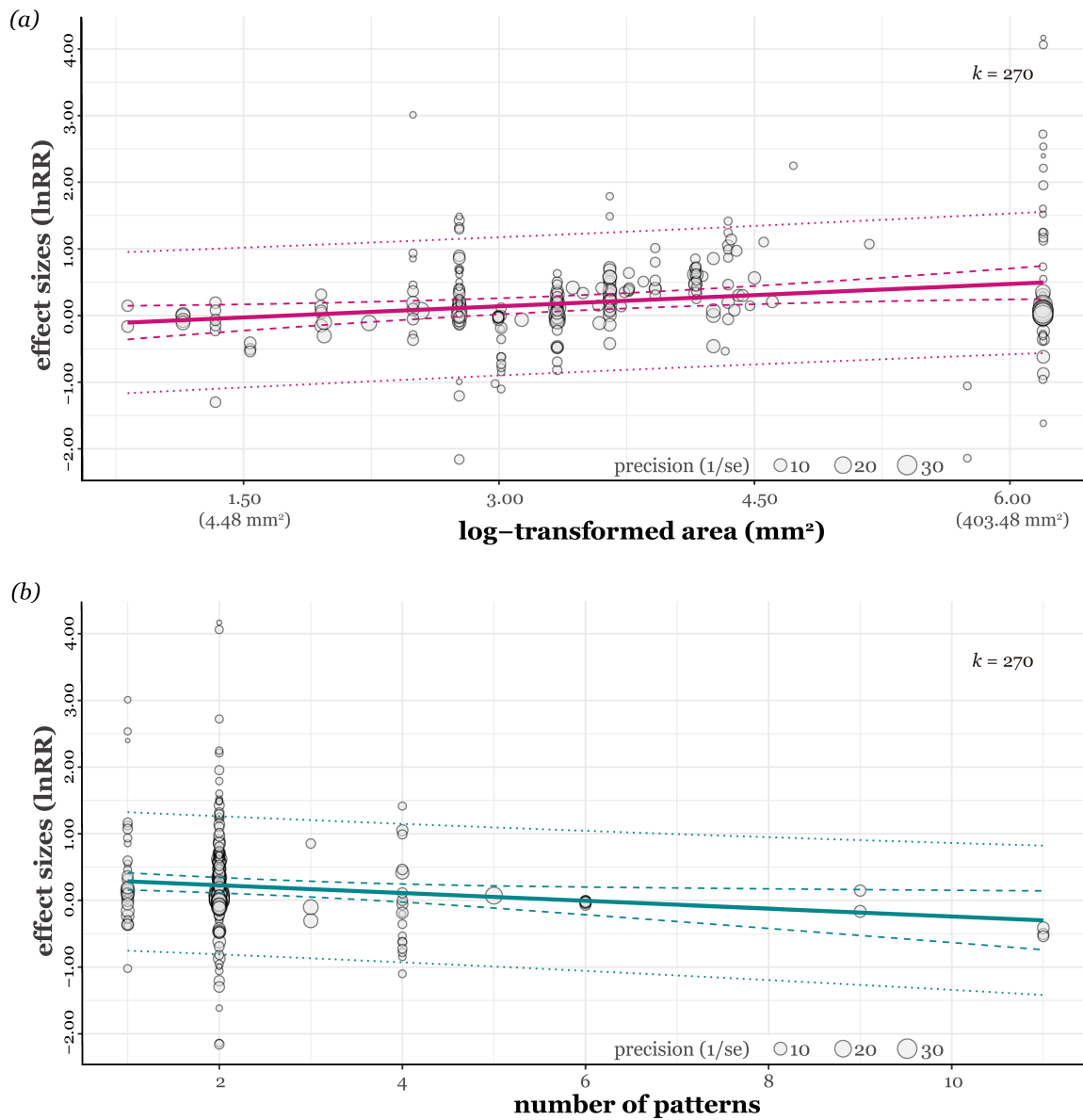
858 **Figure 1.** A visual summary of three hypotheses that explain the predation avoidance
 859 function of eyespot patterns and the predictions that can be derived from these two
 860 hypotheses.



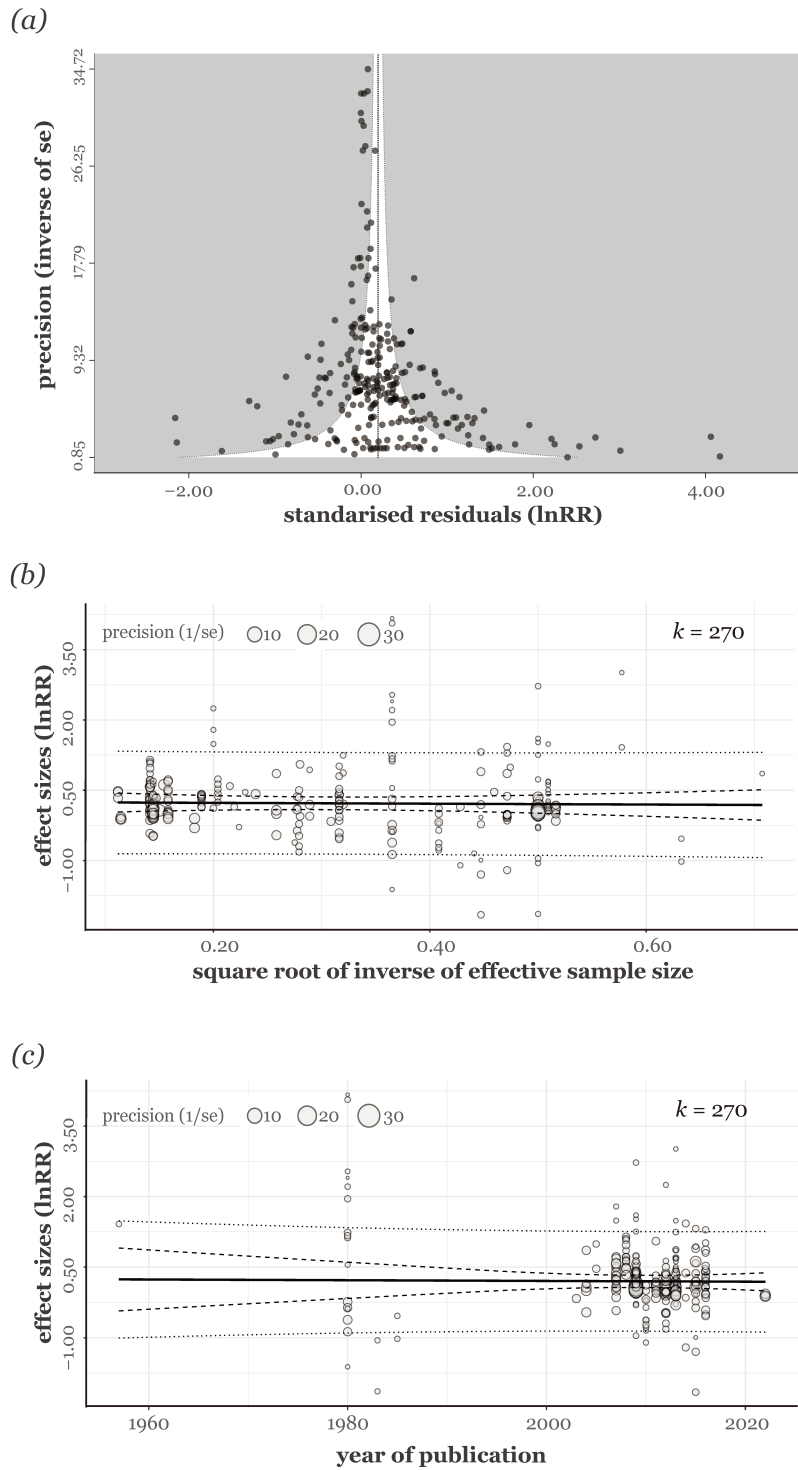
861 **Figure 2.** Overview of the dataset. (a) shows a PRISMA-like flowchart of the systematic
 862 literature search for the meta-analysis. (b) and (c) give details of the main moderators
 863 examined in the meta-analysis. (d) provides the phylogenetic tree of bird species included in
 864 the meta-analysis, together with the sample sizes and number of effect sizes per species.



865 **Figure 3.** Mean effect sizes of (a) overall for all highly salient patterns, (b) effects split by
 866 experiments with eyespots versus conspicuous patterns, and (c) two prey types used in the
 867 experiments. Thick horizontal lines represent 95% confidence intervals, and thin horizontal
 868 lines represent 95% prediction intervals. The points in the centre of each thick line indicate
 869 the average effect size. k is the number of effect sizes used to estimate the statistics, followed
 870 by the number of studies in the brackets.



871 **Figure 4.** The relationships between (a) prey salient pattern area (log-transformed) and effect
 872 sizes and (b) number of prey salient patterns and effect sizes. Circle sizes are scaled
 873 according to precision, k represents the number of effect sizes. Each fitted regression line is
 874 shown as a coloured straight line, and 95% confidence and prediction intervals are shown as
 875 dashed and dotted coloured lines, respectively.

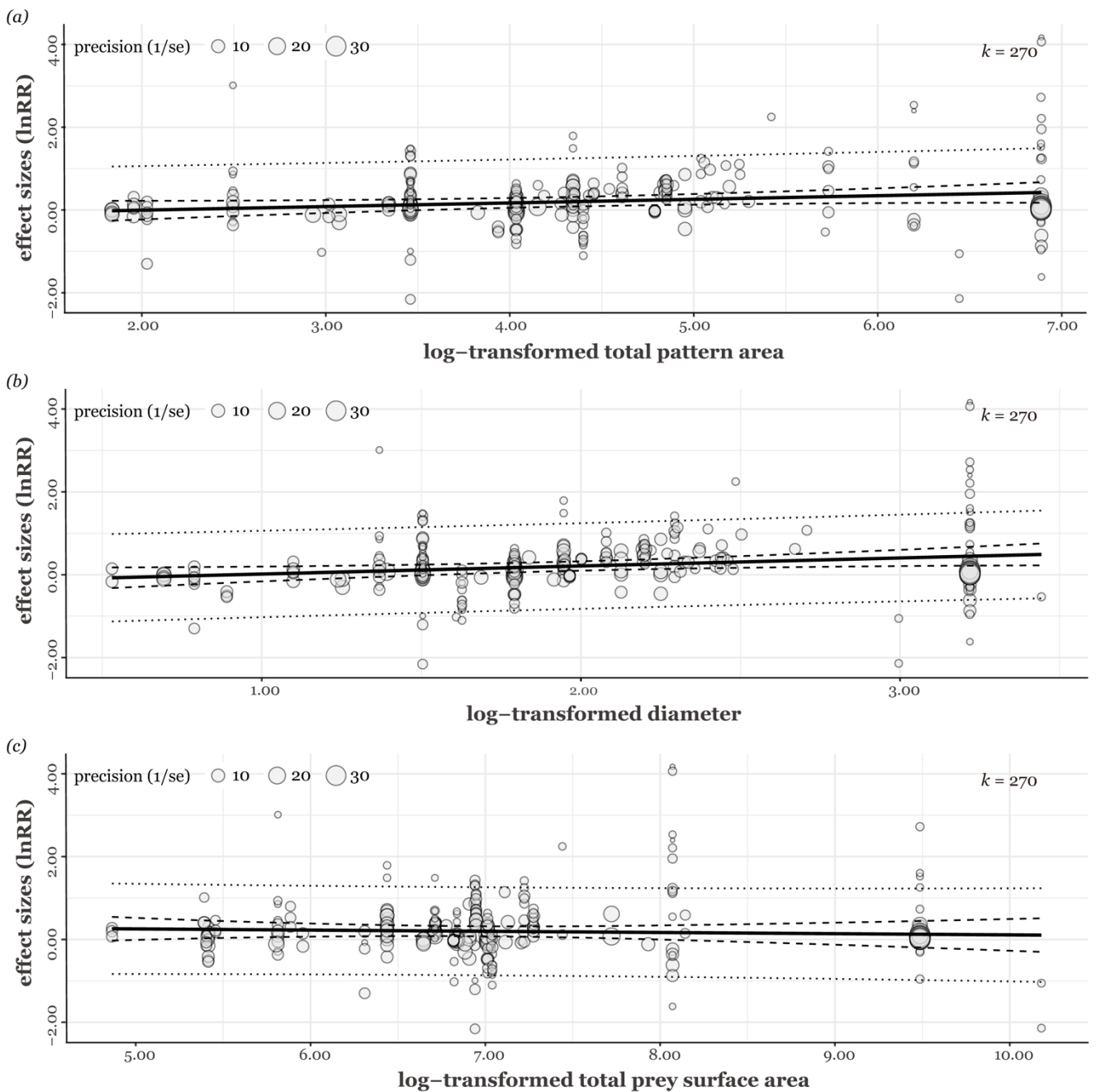


876 **Figure 5.** (a) Funnel plot using effect size and its inverse standard error. The relationship
 877 between effect sizes and (b) the square root of the inverse of effective sample size and (c)
 878 publication year. In (b) and (c), circle sizes are scaled accordingly to precision, and k
 879 represents the number of effect sizes. Each fitted regression line is shown as a straight line,
 880 and 95% confidence and prediction intervals are shown as dashed and dotted lines,
 881 respectively.

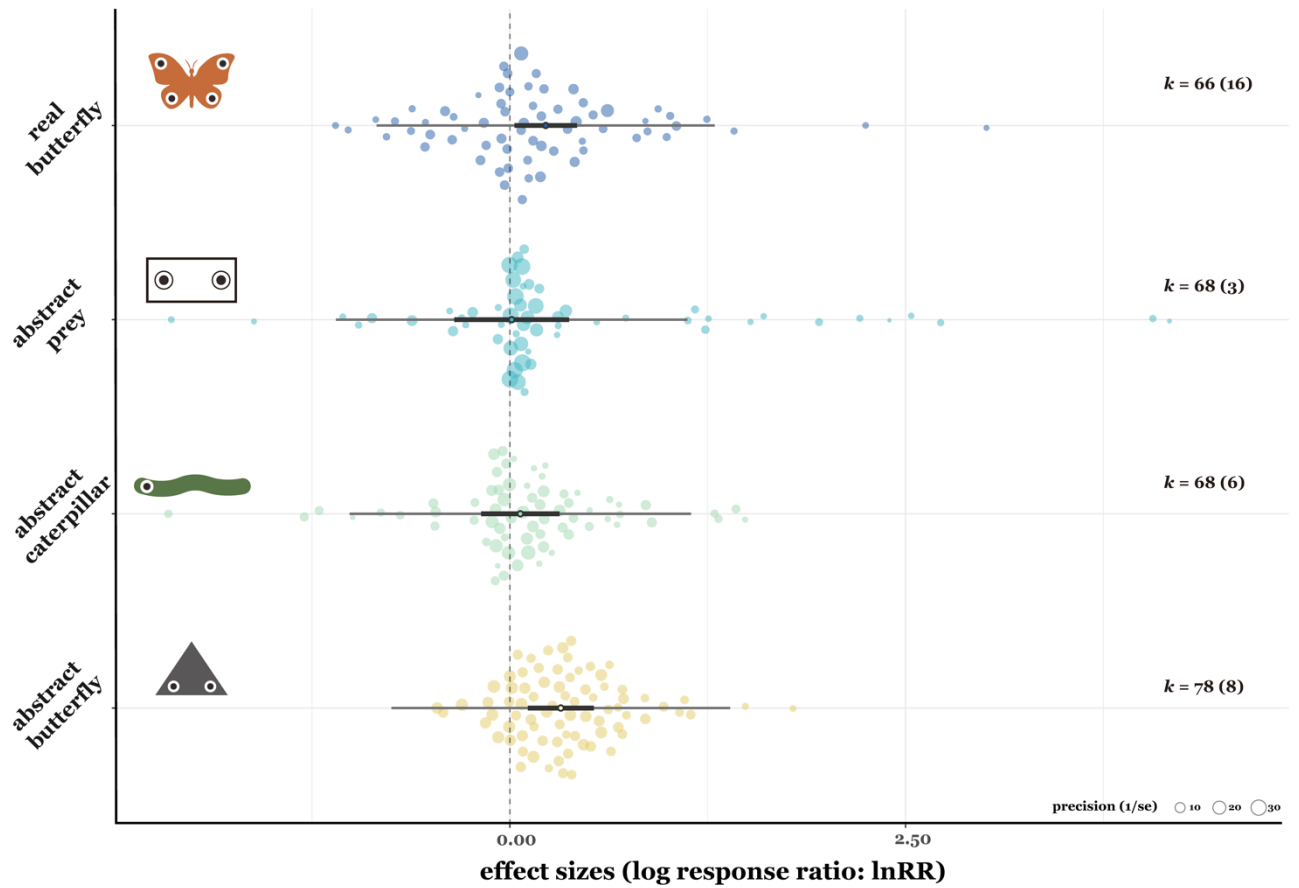
882 **Table 1.** Descriptions of the population, Intervention, comparator, and outcome (PICO) used
883 to define the scope of this study.

PICO	Description
Population	Birds as predators and butterflies, moths, caterpillars, and their models as prey
Intervention	Presenting eyespot or conspicuous pattern stimulus to birds
Comparator	Presenting stimulus that is neither eyespot nor conspicuous patterns
Outcome	Avian behavioural responses to eyespot or conspicuous pattern stimuli The probability of prey surviving or being attacked (for the stimuli)

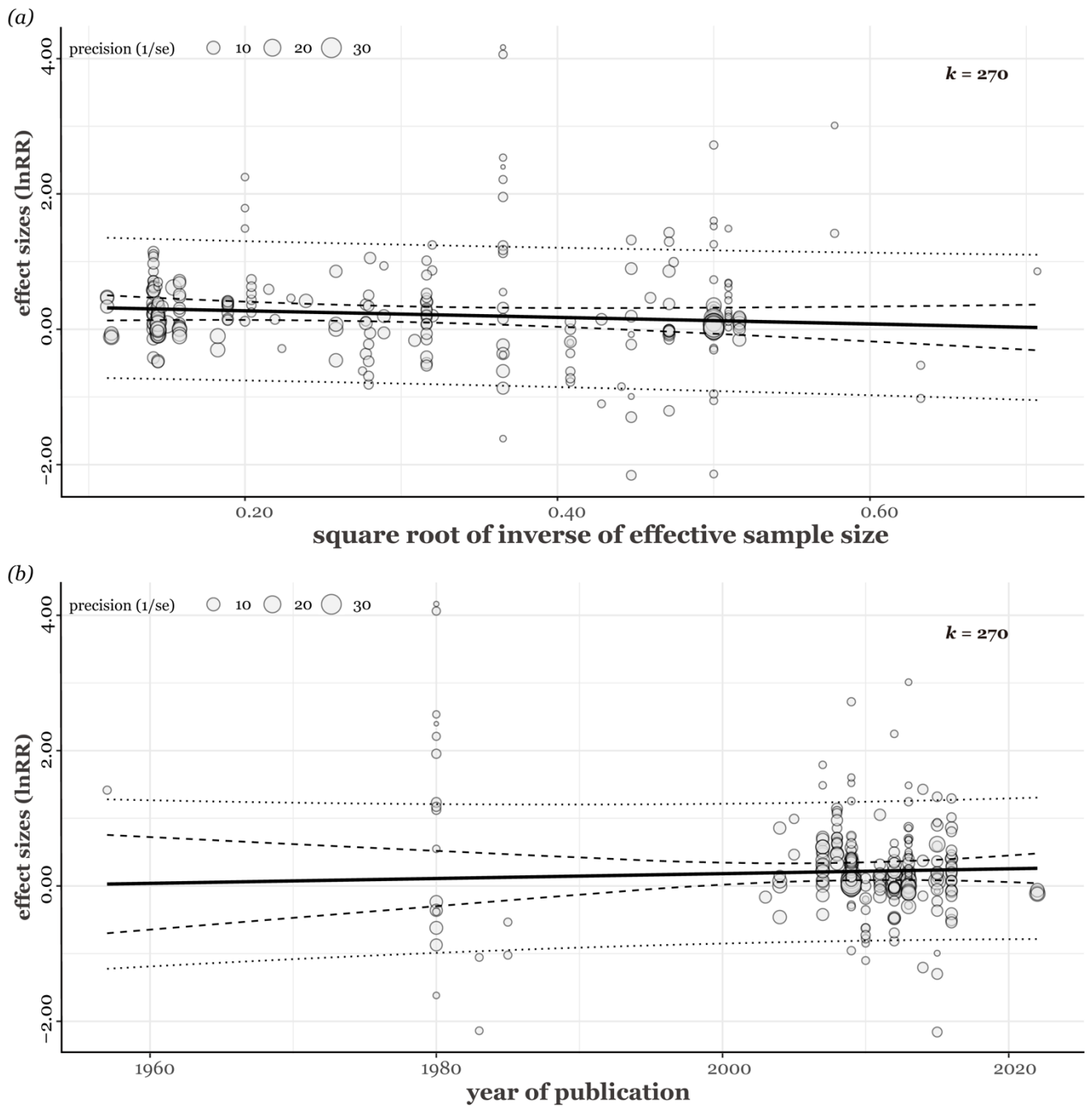
884



886 **Figure S1.** The relationships between (a) total pattern area, (b) pattern maximum
 887 diameter/length, and (c) total prey surface area and effect sizes. k shows the number of effect
 888 sizes. Each fitted regression line is shown as a solid straight line, and 95% confidence and
 889 prediction intervals are shown as dashed and dotted lines, respectively.



890 **Figure S2.** Mean effect sizes of total prey shape types. Thick horizontal lines represent 95%
 891 confidence intervals, and thin horizontal lines represent prediction intervals. The points in the
 892 centre of each thick line indicate the average effect size. k shows the number of effect sizes.



893 **Figure S3.** (a) relationship between effect size and the square root of the inverse of effective
 894 sample size, and (b) relationship between effect size and publication year. Both plots were
 895 based on the multi-moderator model. k shows the number of effect sizes. Each fitted
 896 regression line is shown as a solid straight line, and 95% confidence intervals and prediction
 897 intervals are shown as dashed and dotted lines, respectively.

Checklist item	Sub-item number	Sub-item	Reported by authors?	Notes
Title and abstract	1.1	Identify the review as a systematic review, meta-analysis, or both	Yes	
	1.2	Summarise the aims and scope of the review	Yes	
	1.3	Describe the data set	Yes	
	1.4	State the results of the primary outcome	Yes	
	1.5	State conclusions	Yes	
	1.6	State limitations	Yes	
Aims and questions	2.1	Provide a rationale for the review	Yes	
	2.2	Reference any previous reviews or meta-analyses on the topic	Yes	
	2.3	State the aims and scope of the review (including its generality)	Yes	
	2.4	State the primary questions the review addresses (e.g. which moderators were tested)	Yes	
	2.5	Describe whether effect sizes were derived from experimental and/or observational comparisons	Yes	
Review registration	3.1	Register review aims, hypotheses (if applicable), and methods in a time-stamped and publicly accessible archive and provide a link to the registration in the methods section of the manuscript. Ideally registration occurs before the search, but it can be done at any stage before data analysis.	Yes	
	3.2	Describe deviations from the registered aims and methods	Yes	
	3.3	Justify deviations from the registered aims and methods	Yes	
Eligibility criteria	4.1	Report the specific criteria used for including or excluding studies when screening titles and/or abstracts, and full texts, according to the aims of the systematic review (e.g. study design, taxa, data availability)	Yes	

	4.2	Justify criteria, if necessary (i.e. not obvious from aims and scope)	Yes	
Finding studies	5.1	Define the type of search (e.g. comprehensive search, representative sample)	Yes	
	5.2	State what sources of information were sought (e.g. published and unpublished studies, personal communications)	Yes	
	5.3	Include, for each database searched, the exact search strings used, with keyword combinations and Boolean operators	Yes	
	5.4	Provide enough information to repeat the equivalent search (if possible), including the timespan covered (start and end dates)	Yes	
Study selection	6.1	Describe how studies were selected for inclusion at each stage of the screening process (e.g. use of decision trees, screening software)	Yes	
	6.2	Report the number of people involved and how they contributed (e.g. independent parallel screening)	Yes	
Data collection process	7.1	Describe where in the reports data were collected from (e.g. text or figures)	Yes	
	7.2	Describe how data were collected (e.g. software used to digitize figures, external data sources)	Yes	
	7.3	Describe moderator variables that were constructed from collected data (e.g. number of generations calculated from years and average generation time)	Yes	
	7.4	Report how missing or ambiguous information was dealt with during data collection (e.g. authors of original studies were contacted for missing descriptive statistics, and/or effect sizes were calculated from test statistics)	Yes	
	7.5	Report who collected data	Yes	
	7.6	State the number of extractions that were checked for accuracy by co-authors	No	

Data items	8.1	Describe the key data sought from each study	Yes	
	8.2	Describe items that do not appear in the main results, or which could not be extracted due to insufficient information	Yes	
	8.3	Describe main assumptions or simplifications that were made (e.g. categorising both 'length' and 'mass' as 'morphology')	NA: no assumptions or simplifications needed to be made	
	8.4	Describe the type of replication unit (e.g. individuals, broods, study sites)	Yes	
Assessment of individual study quality	9.1	Describe whether the quality of studies included in the systematic review or meta-analysis was assessed (e.g. blinded data collection, reporting quality, experimental <i>versus</i> observational)	No	
	9.2	Describe how information about study quality was incorporated into analyses (e.g. meta-regression and/or sensitivity analysis)	No	
Effect size measures	10.1	Describe effect size(s) used	Yes	
	10.2	Provide a reference to the equation of each calculated effect size (e.g. standardised mean difference, log response ratio) and (if applicable) its sampling variance	Yes	
	10.3	If no reference exists, derive the equations for each effect size and state the assumed sampling distribution(s)	Yes	
Missing data	11.1	Describe any steps taken to deal with missing data during analysis (e.g. imputation, complete case, subset analysis)	NA: there were no missing data	
	11.2	Justify the decisions made to deal with missing data	NA: there were no missing data	
Meta-analytic model description	12.1	Describe the models used for synthesis of effect sizes	Yes	
	12.2	The most common approach in ecology and evolution will be a random-effects model, often with a hierarchical/multilevel structure. If other types of models are chosen (e.g. common/fixed effects model, unweighted model), provide justification for this choice	NA: only (weighted) random-effects models were used	

Software	13.1	Describe the statistical platform used for inference (e.g. <i>R</i>)	Yes	
	13.2	Describe the packages used to run models	Yes	
	13.3	Describe the functions used to run models	Yes	
	13.4	Describe any arguments that differed from the default settings	Yes	
	13.5	Describe the version numbers of all software used	Yes	
Non-independence	14.1	Describe the types of non-independence encountered (e.g. phylogenetic, spatial, multiple measurements over time)	Yes	
	14.2	Describe how non-independence has been handled	Yes	
	14.3	Justify decisions made	Yes	
Meta-regression and model selection	15.1	Provide a rationale for the inclusion of moderators (covariates) that were evaluated in meta-regression models	Yes	
	15.2	Justify the number of parameters estimated in models, in relation to the number of effect sizes and studies (e.g. interaction terms were not included due to insufficient sample sizes)	Yes	
	15.3	Describe any process of model selection	Yes	
Publication bias and sensitivity analyses	16.1	Describe assessments of the risk of bias due to missing results (e.g. publication, time-lag, and taxonomic biases)	Yes	
	16.2	Describe any steps taken to investigate the effects of such biases (if present)	Yes	
	16.3	Describe any other analyses of robustness of the results, e.g. due to effect size choice, weighting or analytical model assumptions, inclusion or exclusion of subsets of the data, or the inclusion of alternative moderator variables in meta-regressions	Yes	
Clarification of <i>post hoc</i> analyses	17.1	When hypotheses were formulated after data analysis, this should be acknowledged.	NA: there are no hypotheses that were formed after data collection	
	18.1	Share metadata (i.e. data descriptions)	Yes	

Metadata, data, and code	18.2	Share data required to reproduce the results presented in the manuscript	Yes	
	18.3	Share additional data, including information that was not presented in the manuscript (e.g. raw data used to calculate effect sizes, descriptions of where data were located in papers)	Yes	
	18.4	Share analysis scripts (or, if a software package with graphical user interface (GUI) was used, then describe full model specification and fully specify choices)	Yes	
Results of study selection process	19.1	Report the number of studies screened	Yes	
	19.2	Report the number of studies excluded at each stage of screening	Yes	
	19.3	Report brief reasons for exclusion from the full text stage	Yes	
	19.4	Present a Preferred Reporting Items for Systematic Reviews and Meta-Analyses (PRISMA)-like flowchart (www.prisma-statement.org).	Yes	
Sample sizes and study characteristics	20.1	Report the number of studies and effect sizes for data included in meta-analyses	Yes	
	20.2	Report the number of studies and effect sizes for subsets of data included in meta-regressions	Yes	
	20.3	Provide a summary of key characteristics for reported outcomes (either in text or figures; e.g. one quarter of effect sizes reported for vertebrates and the rest invertebrates)	Yes	
	20.4	Provide a summary of limitations of included moderators (e.g. collinearity and overlap between moderators)	Yes	
	20.5	Provide a summary of characteristics related to individual study quality (risk of bias)	Yes	
Meta-analysis	21.1	Provide a quantitative synthesis of results across studies, including estimates for the mean effect size, with confidence/credible intervals	Yes	

Heterogeneity	22.1	Report indicators of heterogeneity in the estimated effect (e.g. I^2 , τ^2 and other variance components)	Yes	
Meta-regression	23.1	Provide estimates of meta-regression slopes (i.e. regression coefficients) and confidence/credible intervals	Yes	
	23.2	Include estimates and confidence/credible intervals for all moderator variables that were assessed (i.e. complete reporting)	Yes	
	23.3	Report interactions, if they were included	NA: no interactions were included	
	23.4	Describe outcomes from model selection, if done (e.g. R^2 and AIC)	Yes	Please see the link provided in the Data Accessibility.
Outcomes of publication bias and sensitivity analyses	24.1	Provide results for the assessments of the risks of bias (e.g. Egger's regression, funnel plots)	Yes	
	24.2	Provide results for the robustness of the review's results (e.g. subgroup analyses, meta-regression of study quality, results from alternative methods of analysis, and temporal trends)	Yes	
Discussion	25.1	Summarise the main findings in terms of the magnitude of effect	Yes	
	25.2	Summarise the main findings in terms of the precision of effects (e.g. size of confidence intervals, statistical significance)	Yes	
	25.3	Summarise the main findings in terms of their heterogeneity	Yes	
	25.4	Summarise the main findings in terms of their biological/practical relevance	Yes	
	25.5	Compare results with previous reviews on the topic, if available	Yes	
	25.6	Consider limitations and their influence on the generality of conclusions, such as gaps in the available evidence (e.g. taxonomic and geographical research biases)	Yes	

Contributions and funding	26.1	Provide names, affiliations, and funding sources of all co-authors	Yes	
	26.2	List the contributions of each co-author	Yes	
	26.3	Provide contact details for the corresponding author	Yes	
	26.4	Disclose any conflicts of interest	NA: there were no conflicts of interest	
References	27.1	Provide a reference list of all studies included in the systematic review or meta-analysis	Yes	
	27.2	List included studies as referenced sources (e.g. rather than listing them in a table or supplement)	Yes	

900 **Table S2.** Search strings used for each database. We accessed Scopus, ISI Web of Science
901 core collection, Google Scholar (*Japanese, Polish, Portuguese, Russian, Spanish, Simplified*
902 *Chinese, and Traditional Chinese*) on 08/06/2023, and Bielefeld Academic Search Engine
903 (BASE) on 26/06/2023. BASE was used as a source of grey literature. We conducted
904 backward and forward reference searches for key review articles using Scopus on
905 19/06/2023. We modified search strings to collect studies to capture studies examining the
906 effects of eyespot patterns on birds using experimental methods. Search strings were adapted
907 to the structure of each database.

Database	Search strings
Scopus	TITLE-ABS-KEY (((eyespot* OR eye-spot* OR "eye spot*" OR eye-like* OR "eye like*" OR eye-mimic* OR "eye mimic*" OR "eye similari*" OR "predator* eye*" OR "eye similar*" OR concentric*) AND (attack* OR antipredator* OR anti-predator* OR aposematic* OR avoid* OR conspicuous* OR warn* OR fear* OR intimidat* OR predator-prey* OR butterfl* OR moth* OR bird* OR avian* OR caterpillar* OR prevent* OR aves OR passeri*)) AND NOT (fish* OR manti* OR lizard* OR bat* OR nano* OR health* OR patients OR women OR men OR children OR pediatric OR medic* OR hormon* OR genes OR magnet* OR valve* OR fluid* OR concrete OR beam* OR tissue* OR charge* OR energ* OR electro*))
ISI Web of Science	TS = (((eyespot* OR eye-spot* OR "eye spot*" OR eye-like* OR "eye like*" OR eye-mimic* OR "eye mimic*" OR "eye similari*" OR "predator* eye*" OR "eye similar*" OR concentric*) AND (attack* OR antipredator* OR anti-predator* OR aposematic* OR avoid* OR conspicuous* OR warn* OR fear* OR intimidat* OR predator-prey* OR butterfl* OR moth* OR bird* OR avian* OR caterpillar* OR prevent* OR aves OR passeri*)) NOT (fish* OR manti* OR lizard* OR bat* OR nano* OR health* OR patients OR women OR men OR children OR pediatric OR medic* OR hormon* OR genes OR magnet* OR valve* OR fluid* OR concrete OR beam* OR tissue* OR charge* OR energ* OR electro*))
BASE	eyespot* AND (avoid* predator* prevent* intimidat* mimi*) AND (ave* bird* passerine* butterfl* moth* lepidoptera caterpillar*) AND (experiment* stud*)
Google scholar	eyespot avoid predator prevention intimidation mimic aves bird passerine butterfly moth lepidoptera caterpillar experiment study

We translated the above English search string into *Japanese, Polish, Portuguese, Russian, Spanish, Simplified Chinese, and Traditional Chinese* for searching on Google Scholar.

Japanese:

目玉模様|眼状紋 忌避|捕食|防除|威嚇|擬態 鳥|鳴禽|蝶|蛾|鱗翅目
|芋虫|幼虫 実験|研究

Polish:

oko|oczy skrzydla|wzor|plama
ochrona|unikanie|drapieznik|zapobieganie|zastraszenie
ptak|motyl|gasionica|owad eksperyment|badania

Portuguese:

ocelo|"mancha ocelar"|"olhos falsos"|"falsos olhos"
evitar|predador|prevenção|intimidação
ave|pássaro|borboleta|mariposa|lagarta experimento|estudo

Russian:

глаз|глаза избегать|хищник|профилактика|запугивание
птица|бабочка|мотылек|Воробьинообразные|Чешуекрылые|Гусеница
эксперимент|изучать

Spanish:

ocelo|"ojos falsos"|"falsos ojos"
evitar|depredador|prevención|intimidación
ave|pájaro|mariposa|polilla|oruga experimento|estudio

Simplified chinese:

眼点 避免|捕食者|预防|恐吓|模仿 鸟类|鸟|雀|蝴蝶|蛾|鳞翅目|
毛毛虫 实验|试验|学习

Traditional chinese:

眼點 避免|捕食者|預防|恐嚇|模仿 鳥類|鳥|雀|蝴蝶|蛾|鱗翅目|
毛毛蟲 實驗|試驗|學習

909 **Table S3.** List of (a)included and (b) excluded studies at the full-text screening stage with

910 exclusion reasons.

911 (a) included studies

title	year	authors	journal	doi
The Function of Eyespot Patterns in the Lepidoptera	1957	Blest, AD.	Behaviour	10.1163/156853956X00048
Reactions of male domestic chicks to two-dimensional eye-like shapes	1980	Jones, RB.	Animal Behaviour	10.1016/S0003-3472(80)80025-X
The Feeding Behaviour of Starlings (<i>Sturnus vulgaris</i>) in the Presence of 'Eyes'	1983	Inglis, IR., Huson, LW., Marshall, MB. and Neville, PA.	Zeitschrift für Tierpsychologie	10.1111/j.1439-0310.1983.tb02151.x
Butterfly wing markings are more advantageous during handling than during the initial strike of an avian predator	1985	Wourms, MK. and Wasserman, FE.	Evolution	10.1111/j.1558-5646.1985.tb00426.x
Significance of butterfly eyespots as an anti-predator device in ground-based and aerial attacks	2003	Lyytinen, A., Brakefield, PM. and Mappes, J.	Oikos	10.1034/j.1600-0706.2003.11935.x
Does predation maintain eyespot plasticity in <i>Bicyclus anynana</i> ?	2004	Lyytinen, A., Brakefield, PM., Lindström, L., and Mappes, J.	Proceedings of the Royal Society B: Biological Sciences	10.1098/rspb.2003.2571
Asymmetry in size, shape, and color impairs the protective value of conspicuous color patterns	2004	Forsman, A. and Herretröm, J.	Behavioral Ecology	10.1093/beheco/arg092
Prey survival by predator intimidation: an experimental study of peacock butterfly defence against blue tits	2005	Vallin, A, Jakobsson, S., Lind, J. and Wiklund, C.	Proceedings of the Royal Society B: Biological Sciences	10.1098/rspb.2004.3034

Field experiments on the effectiveness of 'eyespot' as predator deterrents	2007	Stevens, M., Hopkins, E., Hinde, W., Adcock, A., Connolly, Y., Troscianko, T. and Cuthill, IC.	Animal Behaviour	10.1016/j.anbehav.2007.01.031
The anti-predator function of 'eyespot' on camouflaged and conspicuous prey	2008	Stevens, M., Stubbins, CL. and Hardman, CJ.	Behavioral Ecology and Sociobiology	10.1007/s00265-008-0607-3
Conspicuousness, not eye mimicry, makes "eyespot" effective antipredator signals	2008	Stevens, M., Hardman, CJ. and Stubbins, CL.	Behavioral Ecology	10.1093/beheco/arm162
The protective value of conspicuous signals is not impaired by shape, size, or position asymmetry	2009	Stevens, M., Castor-Perry, SA. and Price, JRF.	Behavioral Ecology	10.1093/beheco/arn119
The function of animal 'eyespot': Conspicuousness but not eye mimicry is key	2009	Stevens, M., Cantor, A., Graham, J. and Winney, IS.	Current Zoology	10.1093/czoolo/55.5.319
Fixed eyespot display in a butterfly thwarts attacking birds	2009	Kodandaramaiah, U., Vallin, A. and Wiklund, C.	Animal Behaviour	10.1016/j.anbehav.2009.02.018
Can we use starlings' aversion to eyespot as the basis for a novel 'cognitive bias' task?	2009	Brilot, BO., Normandale, CL., Parkin, A. and Bateson, M.	Applied Animal Behaviour Science	10.1016/j.applanim.2009.02.015
Constant eyespot display as a primary defence-survival of male and female emperor moths attacked by blue tits	2010	Vallin, A., Sven J. and Christer W.	The Journal of Research on the Lepidoptera	10.5962/p.266504
Deflective effect and the effect of prey detectability on anti-predator function of eyespot	2011	Vallin, A. and Dimitrova, M., Kodandaramaiah, U. and Merilaita, S.	Behavioral Ecology and Sociobiology	10.1007/s00265-011-1173-7
Number of eyespot and their intimidating effect on naïve predators in the peacock butterfly	2011	Merilaita, S., Vallin, A., Kodandaramaiah, U., Dimitrova, M., Ruuskanen, S. and Laaksonen, T.	Behavioral Ecology	10.1093/beheco/arr135

The 'sparkle' in fake eyes - the protective effect of mimic eyespots in lepidoptera	2012	Blut, C., Wilbrandt, J., Fels, D., Girgel, EI. and Lunau, K.	Entomologia Experimentalis et Applicata	10.1111/j.1570-7458.2012.01260.x
Eyespots interact with body colour to protect caterpillar-like prey from avian predators	2012	Hossie, T.J. and Sherratt, T.N.	Animal Behaviour	10.1016/j.anbehav.2012.04.027
Anti-predator adaptations and strategies in the Lepidoptera	2012	de Wert, L.	Doctoral thesis	none
Bird attacks on a butterfly with marginal eyespots and the role of prey concealment against the background	2013	Olofsson, M., Jakobsson, S. and Wiklund, C,	Biological Journal of the Linnean Society	10.1111/bij.12063
Defensive posture and eyespots deter avian predators from attacking caterpillar models	2013	Hossie, TJ and Sherratt, TN	Animal Behaviour	10.1016/j.anbehav.2013.05.029
Revealed by conspicuousness: distractive markings reduce camouflage	2013	Stevens, M., Marshall, KLA, Troscianko, J., Finlay, S., Burnand, D. and Chadwick, SL.	Behavioral Ecology	10.1093/beheco/ars156
Eyespot display in the peacock butterfly triggers antipredator behaviors in naïve adult fowl	2013	Olofsson, M., Lovlie, H., Tibblin, J., Jakobsson, S. and Wiklund, C.	Behavioral Ecology	10.1093/beheco/ars167
The position of eyespots and thickened segments influence their protective value to caterpillars	2014	Skelhorn, J., Dorrington, G., Hossie, TJ. and Sherratt, TN.	Behavioral Ecology	10.1093/beheco/aru154
Predator mimicry, not conspicuousness, explains the efficacy of butterfly eyespots	2015	De Bona, S., Valkonen, JK., López-Sepulcre, A. and Mappes, J.	Proceedings of the Royal Society B: Biological Sciences	10.1098/rspb.2015.0202
Body size affects the evolution of eyespots in caterpillars	2015	Hossie, TJ., Skelhorn, J., Breinholt, JW., Kawahara, AY. and Sherratt, TN.	Proceedings of the National Academy of Sciences of the	10.1073/pnas.1415121112

			United States of America	
What makes eyespots intimidating- the importance of pairedness Evolutionary ecology and behaviour	2015	Mukherjee, R. and Kodandaramaiah, U.	BMC Evolutionary Biology	10.1186/s12862-015-0307-3
On the deterring effect of a butterfly's eyespot in juvenile and sub-adult chickens	2015	Olofsson, M., Wiklund, C. and Favati, A	Current Zoology	10.1093/czoolo/61.4.749
Multicomponent deceptive signals reduce the speed at which predators learn that prey are profitable	2016	Skelhorn, J., Holmes, GG., Hossie, T.J. and Sherratt, TN.	Behavioral Ecology	10.1093/beheco/ arv135
Attack risk for butterflies changes with eyespot number and size	2016	Ho, S., Schachat, SR., Piel, WH. and Monteiro, A.	Royal Society Open Science	10.1098/rsos.150614
The effectiveness of eyespots and masquerade in protecting artificial prey across ontogenetic and seasonal shifts	2022	Postema, EG.	Current Zoology	10.1093/cz/zoab082

912

913 (b) excluded studies

title	year	authors	journal	doi	reason
The effects of a tranquilliser on the reactions of domestic chicks to an aversive eye-like shape	1979	Jones, RB.	IRCS Medical Science	none	No full-text
Young domestic chicks avoid eye-like shapes	1980	JONES, RB	Applied Animal Ethology	10.1016/0304-3762(80)90037-1	No full-text
The startle responses of blue jays to <i>Catocala</i> (<i>Lepidoptera: Noctuidae</i>) prey models	1985	Schlenoff, DH.	Animal Behaviour	10.1016/S0003-3472(85)80164-0	Wrong outcome

Fearful symmetry: Pattern size and asymmetry affects aposematic signal efficacy	1999	Forsman, A. and Merilaita, S.	Evolutionary Ecology	10.1023/A:1006630911975	Invailld comparator
"An eye for an eye?" - On the generality of the intimidating quality of eyespots in a butterfly and a hawkmoth	2007	Vallin, A., Jakobsson, S. and Wiklund, C.	Behavioral Ecology and Sociobiology	10.1007/s00265-007-0374-6	Invailld comparator
Coincident disruptive coloration	2009	Cuthill, IC and Szekely, A	Philosophical Transactions of the Royal Society B-Biological Science	10.1098/rstb.2008.0266	Invailld comparator
Marginal eyespots on butterfly wings deflect bird attacks under low light intensities with UV wavelengths	2010	Olofsson, M., Vallin, A., Jakobsson, S. and Wiklund, C.	PLoS ONE	10.1371/journal.pone.0010798	Invailld comparator
Insect coloration as a defence mechanism against visually hunting predators	2011	Lyytinen, A.	Doctoral thesis	none	Published thesis
Effects of lepidopteran eyespot components on the deterrence of predatory birds	2015	Blut, C. and Lunau, K.	Behaviour	10.1163/1568539X-00003288	Invailld comparator
Antipredator behavior by a nesting hummingbird in response to a caterpillar with eyespots	2019	Marden, JH. and Pérez Carrillo, JF.	Ecology	10.1002/ecy.2582	Obseravation al study
The Influence of the eyespots of peacock butterfly (<i>Aglais io</i>) and caterpillar on predator recognition	2020	Park, J. and Heo D	Open Science Journal	10.23954/osj.v5i2.2455	Invailld comparator

915 **Table S4.** Summary of a multi-moderator model including all moderators. The bold typeface
 916 is used when a 95% confidence interval (CI) does not contain zero; thus, it can be interpreted
 917 as an existing significant effect in predator avoidance.

	Estimate	95%CI
intercept	-0.06	(-0.50, 0.34)
Treatment stimulus	-0.02	(-0.19, 0.23)
Log-transformed area	0.09	(0.009, 0.18)
Number pattern	-0.05	(-0.11, 0.004)
Material type of prey: real	0.18	(-0.09, 0.45)

918

919 **Table S5.** Average maximum diameter of Eyespots on *Bicyclus anynana*. AM obtained the
 920 pictures from lepdata.org/photos/animals/ and <https://data.nhm.ac.uk/> and measured the
 921 eyespot diameters. Raw data is <https://ayumi-495.github.io/eyespot/>.

Median	Range
3.41	1.82 – 5.04

922