



Review article

Sources, effects and present perspectives of heavy metals contamination: Soil, plants and human food chain

Prodipto Bishnu Angon^{a,*}, Md. Shafiul Islam^a, Shreejana KC^{b,c}, Arpan Das^a, Nafisa Anjum^a, Amrit Poudel^{b,c}, Shaharia Akter Suchi^a

^a Faculty of Agriculture, Bangladesh Agricultural University, Mymensingh, 2202, Bangladesh

^b Institute of Agriculture and Animal Science, Tribhuvan University, Nepal

^c Department of Plant Sciences and Plant Pathology, Faculty of Plant Science, Montana State University, Bozeman, MT, USA

ARTICLE INFO

Keywords:

Heavy metals
HMs
Food chain
Agricultural soil
Plants
Pollution
Contamination
Toxic elements
Human health

ABSTRACT

Heavy metal (HM) poisoning of agricultural soils poses a serious risk to plant life, human health, and global food supply. When HM levels in agricultural soils get to dangerous levels, it harms crop health and yield. Chromium (Cr), arsenic (As), nickel (Ni), cadmium (Cd), lead (Pb), mercury (Hg), zinc (Zn), and copper (Cu) are the main heavy metals. The environment contains these metals in varying degrees, such as in soil, food, water, and even the air. These substances damage plants and alter soil characteristics, which lowers crop yield. Crop types, growing circumstances, elemental toxicity, developmental stage, soil physical and chemical properties, and the presence and bioavailability of heavy metals (HMs) in the soil solution are some of the factors affecting the amount of HM toxicity in crops. By interfering with the normal structure and function of cellular components, HMs can impede various metabolic and developmental processes. Humans are exposed to numerous serious diseases by consuming these affected plant products. Exposure to certain metals can harm the kidneys, brain, intestines, lungs, liver, and other organs of the human body. This review assesses (1) contamination of heavy metals in soils through different sources, like anthropogenic and natural; (2) the effect on microorganisms and the chemical and physical properties of soil; (3) the effect on plants as well as crop production; and (4) entering the food chain and associated hazards to human health. Lastly, we identified certain research gaps and suggested further study. If people want to feel safe in their surroundings, there needs to be stringent regulation of the release of heavy metals into the environment.

1. Introduction

Nowadays, heavy metal contamination is a serious issue. They are the major cause of soil pollution because of their toxicity and persistence in the environment [1]. Rapid industrialization, air deposition, farmyard manure, sewage sludge, and extensive use of synthetic fertilizers are all factors that contribute to the presence of HMs in soils [2,3]. Over 20 million hectares (ha) of land are affected by HMs, which include zinc (Zn), lead (Pb), nickel (Ni), arsenic (As), mercury (Hg), copper (Cu), cadmium (Cd) and chromium (Cr) [4]. The Agency for Harmful Substances and Disease Registry (ATSDR) states that the four HMs Hg, Pb, Cd, and As are extremely harmful to both plants and people [5]. In general, they may enter plant systems and pollute the food chain, which is extremely

* Corresponding author.

E-mail addresses: angonbishnubau@gmail.com, prodipto.1802096@bau.edu.bd (P.B. Angon).

<https://doi.org/10.1016/j.heliyon.2024.e28357>

Received 19 July 2023; Received in revised form 27 February 2024; Accepted 18 March 2024

Available online 26 March 2024

2405-8440/© 2024 The Authors. Published by Elsevier Ltd. This is an open access article under the CC BY-NC-ND license (<http://creativecommons.org/licenses/by-nc-nd/4.0/>).

Standard abbreviations

HM	Heavy metal
ATSDR	Agency for Harmful Substances and Disease Registry
HMs	Heavy metals
WHO	World Health Organization
EPA	Environmental protection agency
PVC	Polyvinyl chloride
AD	Anaerobic digestion
SOM	Soil Organic Matter
DDT	Dichlorodiphenyltrichloroethane
ROS	Reactive oxygen species
DNA	Deoxyribonucleic acid
MTLs	Maximum tolerable limits
Zn	Zinc
Pb	Lead
Ni	Nickel
As	Arsenic
Hg	Mercury
Cu	Copper
Cd	Cadmium
Cr	Chromium

dangerous for the safety of human health and the quality of food [6,7]. It has been documented that popular agricultural goods such as grains, vegetables, fruits, and seafood may contain heavy metals [8]. Additionally, the World Health Organization (WHO) has previously voiced concern about the degradation of ecosystems in many countries due to the presence of trace metals in drinking water, including arsenic, lead, cadmium, and chromium [9].

HMs and metalloids are agricultural soil pollutants since they have the potential to harm crop health and production if they are present in the soil at high concentrations [10,11]. HMs are resistant to degradation, and if plants do not absorb them or leach them out, they can accumulate in the soil and last for a very long time [12–14]. High quantities of elements that commonly contaminate agricultural soils and have detrimental effects on plants include Ni, Cd, Hg, Cu, Cr, As, Pb, and Zn [12,15]. Among these, Cr, Cd, Hg, As, and Pb are very toxic and harmful to plant life at practically all levels of pollution [16–18]. The over-standard rate of soil contamination is 16.1%, while the over-standard rates of the HMs Cr, Cd, As, Pb, and Hg are 1.10%, 1.50%, 1.60%, 2.70% and 7.00%, respectively [19].

The development and production of plants depend on several minerals (Mg, Cu, Mn, Zn, Fe, Ca, Mo and Ni). These minerals can improve a variety of cellular processes in plants, including pigment biosynthesis, ion homeostasis, gene regulation, respiration, enzyme activity, sugar metabolism, photosynthesis, nitrogen fixation, etc., at relatively low concentrations [16,20]. These same critical components, however, can negatively impact plant growth, development and reproduction when they are accumulated at concentrations above their optimal levels [10,11]. On the other hand, if the concentration drops below particular threshold values, they may cause symptoms of mineral insufficiency in plants [20].

The soil has already absorbed the majority of these HMs. On the other hand, long-term exposure to heavy metals can cause lung cancer and bone fractures in the human body [17]. Regarding the use of ordinary foodstuffs like fruits and vegetables that have been tainted with HMs, human health concerns have grown significantly over the past few decades. Pb, Cd and As are rapidly absorbed into the food chain. Cadmium and lead create serious health risks because these substances accumulate quickly in tissues and induce retardation in children, as well as severe effects on the auditory system, cardiovascular system, and kidneys. Children are more susceptible to these substances than adults [21]. In light of this, the evaluation of pollution and remediation methods for polluted soil has received a great deal of attention both locally and internationally.

The main contributors to HM pollution in the environment at the moment appear to be unique geogenic and meteorological variables, special situations like growing urbanization, and rising industrial, municipal, agricultural, residential, medical, and technical applications. However, the issue is more pronounced in many developing nations, partially for the reasons listed above and perhaps a lack of sufficient understanding of the hazardous effects of these elements on both agricultural production and human health. In terms of exposure and health hazards, heavy metal contamination and related biogeochemistry represent a significant research topic worldwide. The current literature also infrequently evaluates heavy metal contamination, exposure toxicity, research gaps, effects on soil and plants, and human health implications. This review indicated the sources of HMs, including anthropogenic and natural. This review also highlighted their impact on soil microorganisms and how they affect the chemical and physical characteristics of the soil. We emphasized their impact on plants and human health. Finally, we identified several gaps in the literature and suggested further investigation. There are many papers on those topics separately, but this is the first well-structured paper that gathers all those significant topics.

2. Methodology

Numerous scientific databases were searched for relevant information and citations to explore the causes, consequences, and current perspectives of heavy metal pollution of soil, plants, and the human food chain. The scientific literature was searched using Google Scholar, Web of Science, Springer Link, Wiley Online Library, and Mendeley. We searched for similar publications using the keywords "heavy metals", "food chain", "agricultural soil", "plants", "HMs", "soil contamination" and "heavy metals effect". Based on a few predetermined criteria, we have chosen a few research and review articles. The selection criteria were: (i) the study includes sources of HMs; (ii) the study discusses the impacts of heavy metals in soil; (iii) the study includes heavy metals in the food chain and human health; and (iv) the study includes interactions between heavy metals and plants. In this study, an effort has been made to assemble all of the literature on the effects of heavy metals, sources of heavy metals, the presence of heavy metals in food chains and plants, soil and water, and other related topics.

3. Sources of HMs in contaminated soil and irrigation water

HMs are defined as metals having a high atomic weight and a density of at least 5 g/cm³ [22]. According to certain studies [23,24], the accumulation of HMs in soil may result in a drop in soil quality, a decrease in soil fertility and agricultural production, and even possibly be harmful to human and animal health. The ecosystem and general population are at risk from a variety of HMs in polluted soil, especially given how swiftly the economy and society are evolving [25]. HMs, such as Hg, Cd, Cu, Zn, Ni, Pb, As, and Cr are often found as pollutants in soil environments. This type of pollution is pervasive in the soil environment, widely disseminated, and dangerous from a biological standpoint [26]. There are 5 million places on the planet where the concentration of HMs in the soil is now higher than what is deemed safe [27]. According to the Environmental Protection Agency (EPA), the most dangerous metals in the environment are mercury, lead, cadmium and arsenic [28]. Human production activities, such as the use of fertilizers in agriculture, the manufacture of chemicals, and mineral mining, are the primary contributors to the building of HMs in soil [29]. When compared to anthropogenic activities, several studies have indicated that natural sources of HMs in the environment are frequently of modest relevance [30].

3.1. Natural

Igneous and sedimentary rocks are regarded as the most common natural sources of heavy metals [31]. The parent material, from which they were originally derived, is the main source of HMs in soils. The Earth's crust is composed of sedimentary rocks to a little extent (approximately 5%) and 95% igneous rocks [32]. Different concentrations of HMs are present in igneous and sedimentary rocks (Table 1).

HMs naturally arise in the soil as a result of the weathering process because they originate in the Earth's crust. HMs in rocks may be released into the soil environment as a result of a variety of natural processes, such as erosion, leaching, volcanic eruptions, biological processes, terrestrial processes, and surface winds [33].

3.2. Anthropogenic

Anthropogenic generally indicates sources that are man-made. The concentrations of heavy metals (HMs) in agricultural soil environments are increased by anthropogenic activities such as smelting and mining, burning fossil fuels for energy [33], disposing of municipal waste [34], applying fertilizer [35], using pesticides, and irrigating sewage (Fig. 1).

3.2.1. Industrial

Heavy metals are released into the environment as a result of rising human activity, such as industrial advancements. Eventually, these contaminants build up in the soil, especially in areas that are rapidly industrializing [36,37].

Some industrial sources of heavy metals are.

Lead

Combustion of fossil fuels, paints and pigments; application of lead in gasoline, fertilizers, solid waste, incineration of industrial waste, explosive, ceramics and dishware, solid waste combustion, paints and pigments, industrial dust and fumes, manufacturing of lead-acid batteries, pesticides, mining and metallurgy, some types of PVC, urban runoff [38].

Table 1

HM concentrations in igneous and sedimentary rocks, measured in parts per million (ppm).

HMs	Basaltic Igneous	Granite Igneous	Clays and Shales	Black Shales	Sandstone
Cu	48–240	5–140	18–180	34–1500	2–41
Zn	2–18	6–30	16–50	7–150	<1–31
Pb	30–160	4–30	18–120	20–200	–
Cd	0.006–0.6	0.003–0.18	0–11	<0.3–8.4	–

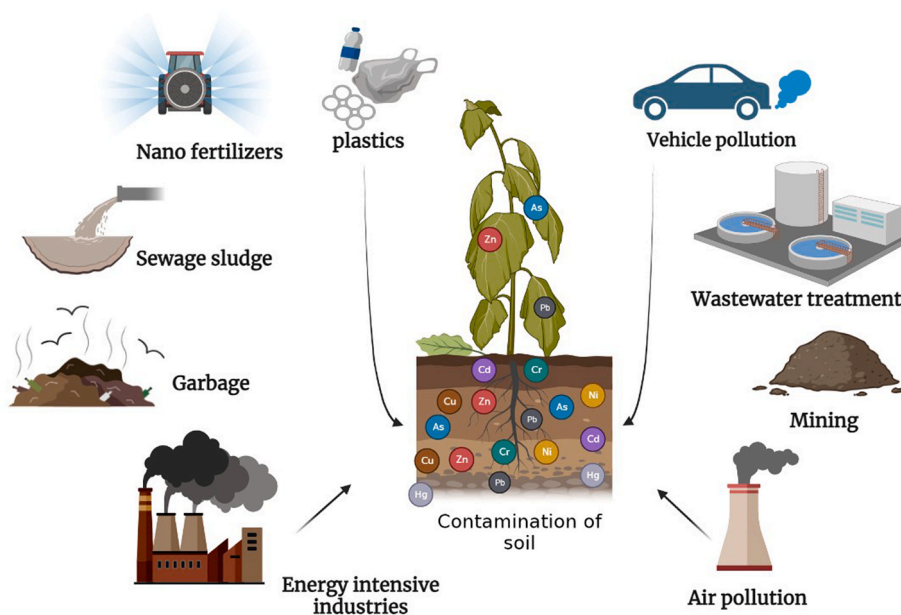


Fig. 1. Different sources of HMs (vehicle, mining, garbage, sewage, plastics, Nano-fertilizer, wastewater).

Nickel

Industrial dust, electroplating, production of iron and steel, food processing industries, chemical industries, incineration of waste, fertilizers, industrial aerosols, mining and metallurgy, battery, and combustion of coal [39].

Chromium

Textile industry, metal plating, paints and pigments, rubber, photography, tanning, chemical industry, leather industry, industrial dust and fumes, fertilizers, mining and metallurgy [40,41].

Mercury

industrial wastewater, fossil fuel combustion, fluorescent bulbs, chlor-alkali, scientific instruments, production of chemicals, mercury arc lamps, industrial dust and fumes, incineration of municipal wastes, pesticides, fertilizers, solid waste combustion, smelting and metallurgy, electrical switches, explosive, rubber and plastics, mercury products (mercury amalgam, thermometers, batteries), cellulose, mining [42].

Copper

Textile industry, plating, paints and pigments, rayon, mining and metallurgy, pesticides, mining and metallurgy, explosives, electrical and electronics waste [43].

Arsenic

Industrial dust and waste, smelting of gold, lead, mining, smelting, medicinal, textile, pharmaceutical, wastewater, metal hardening, pesticides, paints, copper and nickel, production of steel and iron, phosphate fertilizers, combustion of fossil fuels [42].

Cadmium

PVC products, phosphate fertilizer, color pigments, electronics, industrial and incineration dust and fumes, pesticides, pigments and paints, batteries, mining and metallurgy and wastewater [44].

Zinc

Metal waste, fertilizers, electroplating, plating iron and steel, galvanization, mining and metallurgy.

3.2.2. Agricultural

The agricultural sector has many potential sources, including fertilizer, pesticides, livestock dung, and wastewater [45]. Agriculture and industry both contribute to heavy metal pollution in agricultural soil and plants, particularly in areas close to cement and electroplating companies. That is to say, the soil's surface is an ideal location for accumulating heavy metals, which the plant can then take in through its roots and vascular system together with water [46]. Bioaccumulation of pesticides in food chains, caused by careless usage, poses a significant threat to mammals and other non-target species [47]. Plant parts, soil, air, and water can all retain pesticide residues for long periods of time [48].

3.2.2.1. Fertilizer. Both organic (natural) and inorganic (synthetic) fertilizers are sources of HMs. After the anaerobic digestion (AD) procedure, ammonium fertilizers (sulfate and nitrate) are created as organic or biofertilizers [49]. Chemically made or synthetic fertilizers are another name for inorganic fertilizers, which are composed of both inorganic and chemical components [50]. The chemical designation of arsenic (As), a naturally occurring and abundant element of the Earth's crust, is metalloid due to its metallic and nonmetallic qualities [51]. Both organic and inorganic forms of As are found in soil, with the latter being a very toxic form [52]. Bio-fertilizers, liming materials, and phosphate fertilizers are the most common inorganic fertilizer types responsible for HMs release in agricultural soil and subsequent uptake by plants [53].

3.2.2.2. Pesticide. Pesticides are harmful substances that can be created synthetically or naturally. They can also be hazardous compound combinations. Insecticides, bactericides, and fungicides are frequently used in agricultural fields to control harmful weed, fungus, bacterial, and insect infestations [54]. In recent years, around 2 million tons of pesticides have been used globally, with 47.5% of those being used as herbicides, 17.5% as fungicides, 5.5% as other pesticides, and 29.5% as insecticides [55,56]. Table 2 presents the four categories in order of increasing toxicity, from least to most hazardous, with a corresponding level of toxicity.

Vinegar, citrus trees, and other perennial crops have seen a faster accumulation of Cu due to the application of fungicides based on copper. Due to the degradation of soil quality and phytotoxicity caused by Cu-contaminated soil, crop production potential is also decreased [57]. Because surface runoff or stormwater transports more Cu to recipient water bodies, it also contributes to water pollution [58].

3.2.3. Others

The application of solid agricultural wastes, including biosolids and farm manures, has increased the buildup of hazardous metals in soils, while their availability in soils is unlikely to change much in the near future [59,60]. It has been noted that applying biosolids and agricultural manures repeatedly raises the amount of Ni, Cd, Zn, Cr, Cu, and Pb in soils.

4. Effects of HMs on soil

4.1. Effect on microorganisms in soil

High density and relatively high atomic weight define heavy metals (HMs), which include mercury, cadmium, chromium, nickel, lead, and arsenic [61]. They can be found in the environment naturally and are later released into the soil, water and air due to human activities like industrial processes, mining, farming, and the use of certain products. Because of their toxic nature, they can accumulate in living organisms, which can pose significant risks to the environment [62]. They harm soil microorganisms, which are crucial for soil fertility and ecosystem function [63]. HMs have diverse and significant impacts on soil microorganisms, affecting the overall health and productivity of soil ecosystems.

The presence of HMs in the soil primarily inhibits the growth and development of the microbes as they damage the microbial cells, which in turn minimizes the microbial population in the soil [64]. This decreased microbial biomass can interfere with important activities such as the breakdown of organic matter in the soil and change the nitrogen cycle, nitrification, and denitrification, hence reducing the soil's overall nutrient availability and decomposing contaminants. Certain metals are very harmful to microorganisms, including lead, mercury, and cadmium (Table 3).

In addition to growth inhibition, these toxic heavy metals interfere with enzymatic activity, which is pivotal in carrying out the essential metabolic processes [72]. These metabolic processes include the transformation of nutrients and the degradation of organic compounds into useable forms by flora. The presence of excessive HMs can imbalance these cycles and the availability of nutrients. This reduces the fertility status of the soil, reducing its productivity and the overall growth and development of the plants.

Soil microorganisms play an important role in ecological balance. It maintains the soil ecosystem's resilience and helps in providing

Table 2
Categorization of pesticides in accordance with the WHO's standards for their toxicity.

Classifications	Toxicity Level	LD 50 for the Rate (mgkg ⁻¹ Body Weight)		Examples
		Dermal	Oral	
Type I(a)	Extremely hazardous	<50	<5	Parathion, Dieldrin
Type I(b)	Highly hazardous	50–200	5–50	Eldrin, Dichlorvos
Type II	Moderately hazardous	200–2000	50–2000	DDT, Chlordane
Type III	Slightly hazardous	>2000	>2000	Malathion

Table 3
Impacts of different HMs on the soil health.

Heavy metals	Effects on soil	References
Zinc (Zn)	-Soil fertility can be directly impacted by phytotoxicity. -Reduce the amount of microbial biomass.	[65]
Lead (Pb)	-Lack of macronutrients in the soil, such as phosphorus. -Macronutrient deficiency in the soil, such as phosphorus. -Anomalies in an organism's metabolic process. -Lowers the productivity of soil. -Impact soil enzymatic activity: Reduce the activity of acid phosphatase, urease, catalase, and invertase. -Interferes with the feeding of minerals, enzyme function, and water balance.	[66,67]
Mercury (Hg)	-Deviations from the norm in an organism's metabolism	[68]
Copper (Cu)	-Reduce the nitrogenous microbial biomass. -Diminish β -glycosidase activity more than cellulose activity.	[69,70]
Cadmium (Cd)	-Decreased the amount of soil N and S that is available for crop production. -Irregularities in an organism's metabolic process. -Decrease the amount of soil N and S that can be used to produce crops. -Negatively impact the activity of alkaline phosphatase, urease, and proteases.	[65,71]

various ecosystem processes like disease suppression, the formation of soil structure, and nutrient cycling (Fig. 2). Certain microbial groups are highly sensitive to higher concentrations of HMs. It reduces population diversity and has negative implications for the stability and functioning of the ecosystem. Similarly, some groups of microorganisms may develop the tolerance to withstand heavy metal stress, known as bioaccumulation. As a result, they can accumulate in the microbes' tissue, increasing the concentration in their biomass, which affects the microbes themselves as well as the higher trophic levels of the food web [73]. They can also disrupt the symbiotic relationships between microorganisms, plants and mycorrhizal fungi. They can also impair nutrient acquisition and limit the growth and development of plants.

Soil microbes also play an important role in maintaining the soil's pH (Fig. 2). Too high or too low soil pH disturbs the microorganisms. HMs found in soil can cause shifts in soil pH. Certain heavy metals, like aluminum, have the potential to acidify the soil, resulting in a decrease in pH. This fluctuation in pH can have consequences for the viability and functioning of soil microorganisms, as different species have varying levels of tolerance to pH changes. Changes in soil pH can also affect the accessibility and movement of HMs within the soil, intensifying their impact on microorganisms. One of the studies shows that contamination of soil with Pb results in soil acidification [74]. Contamination with lead inhibits nitrogen fixation and affects photosynthesis in plants [75]. Similarly, it inhibits the activity of mycorrhizal fungi and soil enzymes. Short-term additions of N and P are sensitive to communities of soil microbes and enzymatic activities [76]. Another study conducted on the effect of soil amendments on trace elements indicates HMs like Cd have a toxic effect on microorganisms. Contamination with Cd reduces the soil pH, which has toxic effects on soil bacteria, fungi, and earthworms [77]. This contamination affects nitrogen cycling. Similarly, high levels of Cu and Zn in the soil increase the soil pH slightly, which disrupts microbial communities, especially bacterial communities involved in decomposition [78]. Some microorganisms, such as arbuscular mycorrhizal fungi, can accumulate zinc [79]. Even though mercury contamination does not have a direct

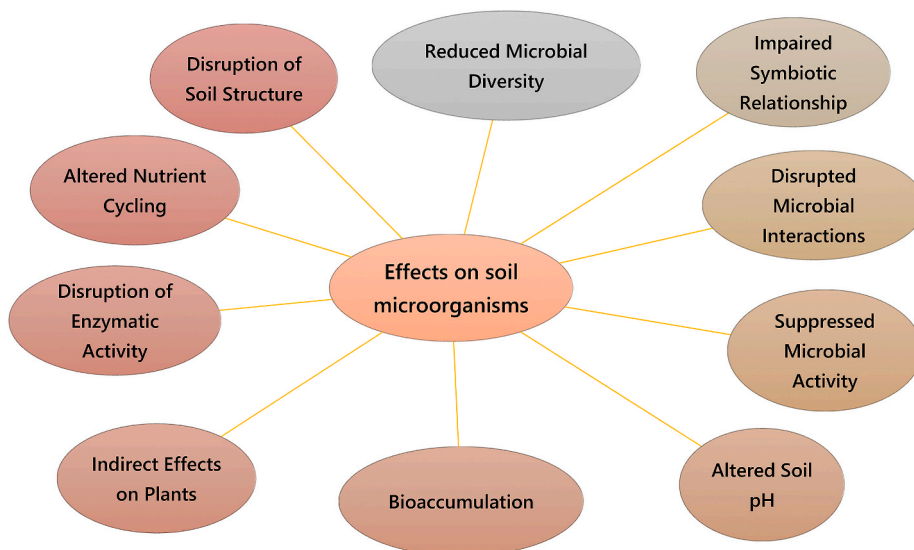


Fig. 2. Effects of HMs on soil microorganisms.

influence on soil pH, a toxic form of mercury, namely methylmercury, can be produced by certain soil bacteria and fungi, bioaccumulate in the food chain, and pose risks to higher organisms. This affects the marine food web as well [80]. Additionally, Cr contamination does not significantly affect soil pH. High levels of chromium can be toxic to soil bacteria, fungi, and other microorganisms, inhibiting their growth and activity [81]. However, the impact on soil pH and microorganisms can vary depending on factors such as the concentration of the heavy metal, soil type, duration of exposure, and the specific microorganisms present in the soil. Additionally, the tolerance and response of microorganisms to HMs can vary among species.

Similarly, soil microorganisms play a pivotal role in maintaining the stability and structure of the soil [82]. HMs have a detrimental effect on soil aggregation [83]. It leads to compaction of the soil, which does not allow water infiltration, resulting in poor root growth. It affects the health of soils as well as the plants growing on them.

4.2. Effect on soil physical properties

One of the biggest issues in the modern world is the poisoning of the soil by HMs. The physical characteristics of soil include its composition, porosity, bulk density, consistency, temperature, color, resistivity, and more. One of the main factors contributing to soil pollution is thought to be HMs. Several metals, including Cr, Cu, Pb, Zn, Cd, and Ni, are responsible for heavy metal pollution of the soil. HMs indirectly affect soil enzymatic activities by shifting the microbial community that synthesizes enzymes [84].

HMs are elements with high atomic weights and densities that can have detrimental effects on soil's physical properties. These metals include As, Pb, Cr, Hg and Cd. When present in excessive concentrations, they can negatively impact soil structure, texture, porosity and water-holding capacity. Here are some ways in which HMs affect soil physical properties:

- **Soil Structure Disruption:** HMs can alter soil structure by preventing soil aggregate production and stability. To maintain healthy soil structure, porosity, and water penetration capability, aggregates are crucial. Aggregate destabilization can cause soil to constrict due to heavy metals (HMs) like Cd, Pb and Cu [85].
- **Soil Texture Alteration:** Heavy metal accumulation in the soil matrix and altered particle size distribution can change soil texture. It has been noticed that metals like Ni and Zn have an impact on soil texture, changing the ratios of sand, silt, and clay particles.
- **Soil Porosity Reduction:** Heavy metal contamination can reduce soil porosity, affecting the circulation of air, water, and nutrients. HMs, including Cr, Cd and Pb, can clog soil pores, lowering the amount of water that percolates through and limiting the growth of roots [86].
- **Water Holding Capacity:** HMs can have an impact on the soil's capacity to hold water. High concentrations of HMs can reduce soil porosity and pore connectivity, leading to decreased water-holding capacity and increased water runoff [87]. It has been discovered that a buildup of metals like Cu and Zn reduces the soil's capacity to retain water, increasing runoff and reducing the amount of water available to plants [88].
- **Soil Erosion:** Heavy metal contamination can speed up soil erosion rates. HM buildup in the topsoil can weaken soil aggregate stability, increasing the likelihood of wind or water erosion [89].

4.3. Effect on soil chemical properties

Heavy metals can have significant effects on soil chemical properties.

- **pH Alteration:** HMs can influence soil pH by either increasing or decreasing it. For example, metals such as cadmium and aluminum can lower soil pH, making it more acidic [90]. On the other hand, metals like nickel and chromium can increase soil pH, making it more alkaline [91]. These changes in soil pH can impact nutrient availability, microbial activity, and overall soil health. The pH and organic content of the soil have the most effect on the accumulation and movement of HMs [92].
- **Nutrient Imbalance:** HMs can disrupt the balance of essential nutrients in the soil. Some metals, such as Ca, Pb, and Zn, can compete with and inhibit the uptake of essential nutrients like magnesium, calcium, iron, and manganese by plants [93,94]. This interference can lead to nutrient deficiencies in plants and affect their growth and productivity. One of the potentially harmful metals, lead, affects microbial diversity, nutrient availability, and soil fertility [95].
- **Soil Organic Matter (SOM) Degradation:** HM contamination can influence soil organic matter content and decomposition rates. High levels of HMs, such as Zn and Cu, can inhibit microbial activity responsible for organic matter decomposition [96]. This can result in the accumulation of organic matter in the soil, affecting nutrient cycling and soil fertility.
- **Redox Reactions:** HMs can influence redox reactions in the soil, altering the availability and mobility of nutrients. For example, metals like manganese and iron can undergo redox reactions, affecting the oxidation and reduction states of the soil [85]. These reactions can impact nutrient transformations, such as the conversion of nitrogen and sulfur compounds, and influence soil fertility.
- **Adsorption and Desorption:** HMs can undergo adsorption and desorption processes in the soil, affecting their mobility and availability. Soil properties, such as clay minerals and organic matter content, play a crucial role in heavy metal adsorption [94]. Some HMs, like lead and cadmium, have a high affinity for soil particles and can become strongly adsorbed, reducing their bioavailability to plants.

5. Effects of HMs on plants and crop production

The impact of HMs on plant and crop production is a significant issue that raises concerns regarding agricultural productivity. HMs

can accumulate in the soil either by natural means or artificial means through human activities. The harmful human activities include industrial pollution like oil refineries, adulteration from leaking septic schemes, oil spills, proscribed dumping of chemicals, mining activities, and the use of contaminated inputs like fertilizers, pesticides, herbicides, insecticides, and irrigation water. This accumulation poses an impending menace to the environment and agricultural systems. The influence of toxic heavy metals on flora and crops can be inclusive and can ominously affect their growth, development, and overall productivity.

The content of HMs gets accumulated in the edible parts of plants like vegetables, grains and fruits [97]. Crops with higher concentrations may be unsuitable for consumption as they reduce the quality of harvested produce. In order to make the foods useable, extensive processing costs may be required, resulting in heavy economic drift and a potential risk to the well-being of human beings. Plants that are exposed to HMs may exhibit levels of essential nutrients for humans, like vitamins and minerals. Even after the extensive processing cost to make the food suitable for consumption, consumers may perceive crops with off-flavors or metallic tastes and can cause adverse health effects like organ damage, HM poisoning, and chronic health effects if consumed over a prolonged period [98].

Additionally, its effect includes an increment in toxicity level (Fig. 3). It has an impact on the physiological and biochemical functions of plants, which in turn affects photosynthesis by lowering the production of chlorophyll, compromising enzymatic activity, and impeding nutrient uptake. This leads to stunted plant growth and development and lower crop yields [99]. Additionally, HMs can cause oxidative stress in plants. They can engender ROS that can damage cellular structures, interrupt customary metabolic functions, and damage aquatic organisms [100]. Oxidative stress can lead to cell membrane damage, protein degradation, and DNA alterations, ultimately impacting plant growth and crop productivity.

HMs can also cause nutritional imbalances in plants (Table 4). Some HMs, such as lead and cadmium, have the aptitude to imitate essential nutrients and compete for uptake by plant roots. This competition can lead to nutrient deficits because they are preferentially taken up, resulting in insufficient nutrient uptake by crops. Nutrient deficiencies can harm plant growth, disrupt reproductive processes, and lower crop quality and output. HMs in the soil can also have an impact on the availability and drive of other vital nutrients. They can bind to soil particles or form insoluble compounds, reducing the availability of nutrients for plants. This can reduce nutrient availability for crop uptake and use, reducing plant development and production even further.

HMs show an indirect effect on plants by disrupting beneficial interactions between plants and soil microorganisms (Table 4) [113]. Mycorrhizal fungi establish symbiotic associations with the roots of plants, which perform vital activities like nutrient and water uptake and retention, influencing the growth and development of the plant [78]. This interference reduces nutrient acquisition by plants and impacts their ability to withstand environmental stresses. Water stress negatively impacts the physiological processes of plants like photosynthesis, especially in arid and semi-arid areas where the sources of water are limited [114].

6. HMs in human food chain and potential risks for human health

High heavy metal contents are reported in some developing countries like Bangladesh [115], South Africa [116], Pakistan [117], Ethiopia [118] and Ghana [119], especially in urban areas of those countries. The main causes are rapid industrialization as well as wastewater irrigation and some other anthropogenic activities.

HMs are hazardous substances that are not biodegradable and are derived from natural sources of minerals or industrial discharges, including Pb, As, Cr and Cd [120]. Some common foods, like fresh vegetables and fruits, have an abundance of HMs and pose dysfunction in the kidney, carcinogenesis, imbalance in the immune system, and sometimes even death-like human health risks due to their capacity for bioaccumulation and biomagnification [8,121]. HMs are commonly found in agricultural products like vegetables,

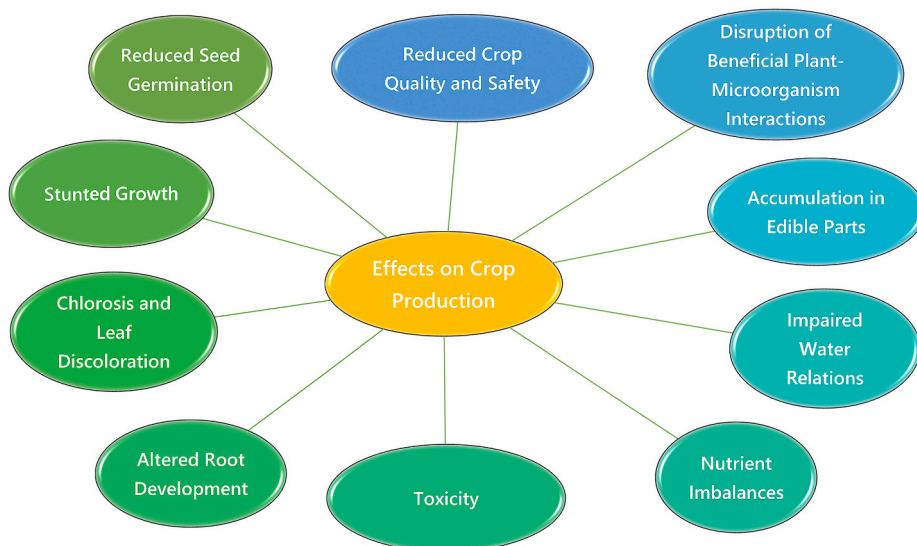


Fig. 3. Overall effects of HMs on plant and crop production.

Table 4
HMs in plant uptake and metabolism.

HMs	Available forms for plant Uptake	Plant metabolism	Accumulation	Plant effects	References
Cu	Cu^{2+}	-Catalyst for redox processes in cells' cytoplasm, chloroplasts, and mitochondria. -Electron transporter in plant respiration	Higher in roots than in shoots and leaves	Cell lengthening, photosynthesis, thylakoid membrane structural changes, seedling growth, root lengthening and expansion of lipid peroxidation.	[101,102]
Pb	Pb^{2+} and lead-hydroxy complexes	-Non-essential element	Roots	Seed germination, chlorophyll synthesis and plant growth	[103,104]
Zn	Zn^{2+}	-A component of zinc finger proteins, which are unique proteins that bind to DNA and RNA. -Constituents of enzymes (oxidoreductases, hydrolases and transferases) and ribosomes.	Tonoplasts, leaves, seeds during senescence, vacuoles from dividing cecells,nd roots.	Necrotic spotting, photosynthesis, DNA regulation and stabilization, genetic-related disorders and plant growth	[105,106]
Cd	Cd^{2+}	-Non-essential element	Leaves in high quantities.	Reactive oxygen species production, photosynthesis, nutrient uptake, water uptake, unregulated cellular growth and necrotic cell death	[107,108]
As	As^{5+}	-Non-essential element	Not always available in edible parts, leaves, shoots and roots.	Metabolism of phosphate	[109,110]
Ni	Ni^{2+}	-Iron uptake- Seed germination -An important component in triggering the nitrogen-metabolic enzyme urease.	Seeds, buds and fruits.	Seed germination and plant development are inhibited by inhibiting amylase and protease activity, leaf area and plant height, preventing new lateral roots from growing, breaking the photosynthesis machinery, and slowing down root cell division during mitosis.	[34,111]
Cr	Cr^{-3+} Cr^{6+}	-Non-essential element	Roots	Dry matter of seedlings, cell division, early plant growth stage: development of stems and leaves, metabolic issues that affect seed germination, roots and shoot elongation	[112]

fish, rice and fruits [8]. Poisoning from HMs has been reported in groundwater along Bangladesh's coast and in drinking water, with possible dangers to both adults and children, including those related to cancer and other diseases [122].

WHO indicates that Cu, Cr, Cd, Zn, Ar and Pb are present at concentrations higher than the maximum tolerable limits (MTLs) [123]. A higher level of toxicity and the introduction of HMs into the food chain are caused by improper handling of trace metal additives in fish and poultry feed, improper management of industrial effluent, the use of irrigation water that is rich in HMs, and the use of pesticides and fertilizers that include HMs [124]. This is called heavy metal contamination. Poor industrial effluent management, inadequate monitoring of entry routes, and a lack of awareness of regulatory requirements are the main causes of environmental and food contamination in Bangladesh [121,124]. Natural and anthropogenic activities are the main causes behind HM contamination and ecosystem components are being polluted [125,126]. Primary sources of HMs include fertilizer or pesticide applications that contain HMs, improper industrial effluent disposal, mining, HMs release from poultry manure, trace metals, rocks and minerals, weathering, etc. [124,126].

Irrigation with arsenic-contaminated groundwater and inappropriate arsenic mining methods both hasten the release of arsenic into the environment. It is widely proven that prolonged exposure to arsenic-contaminated water and foods poisons the human food web [127,128]. Tanneries that do not have environmental treatment release tannery effluents, including HMs, into the environment. About 200 tanneries in Dhaka City dump roughly 21,000 m³ of untreated effluents and 115 tons of solid debris into the natural ecosystem per day [115]. Thus, the trophic transfer of HMs from primary sources to the human food chain is a major issue in this scenario. HMs uptake by plants results in toxicity in the food web through the consumption of products grown on contaminated soil. As a consequence, soils and groundwater contaminated with HMs serve as secondary sources. HMs contamination is found in almost all rivers that are close to industrial cities. Research conducted on aquatic species in South India shows dangerous levels of mercury and a great possible health hazard from exposure to humans [129].

A major concern for global food safety is the trophic transmission of HMs from primary sources to food webs and neighboring ecosystems [126,130]. Further evidence that biomagnification and HMs transfer to cow milk by grazing in contaminated fields pose a global hazard for newborns, kids and adults comes from the discovery of HMs in raw cow milk [131,132]. Additionally, it was shown that the Italian people were exposed to HMs through their food system [133]. As a result, the movement of HMs into the food chain is viewed as a potential threat to global food security.

Additionally, petrochemical operations cause more soil contamination and pose a threat to human health and the ecosystem [134]. The use of gasoline leads to the accumulation of particular HMs such as Cu, Ni, Pb, Cd and Zn in plants from roadside soil [135].

Vegetables that are planted close to industries show higher HM concentrations than those grown far from such sites [136]. As the general population's awareness of health dangers expands, risk assessment related to heavy metal pollution has emerged as a global hot topic. Long-term exposure to high concentrations of HMs through contaminated food can cause chronic heavy metal deposition in humans' liver, kidneys, and bones, which can result in renal, cardiovascular, neurological, and bone issues [137].

Even trace amounts of HMs are very toxic to humans (Fig. 4). Exposure to them adversely affects major organs like the brain, central nervous system, kidney, digestive system and reproductive system. Children's physiology, such as the nervous system, brain, kidneys, and circulation, is also affected [126]. Both humans and animals face chronic or acute toxicity when lead, arsenic, mercury, or cadmium are consumed orally. This heavy metal poisoning causes vomiting, diarrhea, nausea, dysfunction in motor neurons, impairment in vision and hearing, heart and brain damage, hypertension and other symptoms [138].

Furthermore, nerve cell function, mitochondrial metabolic activities, including ATP synthesis and oxidative photophosphorylation, and DNA structure can all be negatively impacted by internal and cellular toxicity [126]. According to a recent study, hazardous metalloids and HMs are bioavailable in the air's suspended particulate matter, and this poses a great threat to human health when inhaled [139]. Due to frequent exposure to foods contaminated with toxic HMs, these serious consequences may potentially result in mortality in the global context.

7. Remediation of heavy metal contamination

Remediation of heavy metal contamination in soils, water, and other environmental media is crucial to protecting both human health and ecosystems. Several strategies can be employed (Fig. 5), each with its own advantages and limitations. Remediation of heavy metal contamination employs diverse strategies. It can be possible with various methods, including physical, chemical, and biological methods. The absorption technique and exchange of ions can be used. Physical methods like excavation relocate contaminated soil to specific landfills, while soil washing leaches out metals using solutions [140]. Chemical approaches include solidifying metals with binders or using electric currents to move them toward collection points [141]. Biological methods utilize plants or microbes that absorb or leach metals [142]. Adsorption techniques use materials like activated carbon or biochar to bind metals, while membrane technologies, such as reverse osmosis, filter them from water. Ion exchange replaces harmful metal ions with benign ones, and advanced oxidation processes modify metal speciation for easier removal. The chosen method depends on the contamination context, budget, and regulatory requirements.

8. Research gaps and future work

During our analysis, we found some research gaps. To promote future studies on HMs, we provided some potential recommendations that are mentioned below:

It is crucial to look at how different heavy metals interact with each other in plants. Some heavy metals may have synergistic effects, where their combined presence exacerbates toxicity beyond what would be anticipated from separate doses. On the other hand, certain mixtures may have antagonistic effects, where one metal reduces the toxicity of another. For risk assessment and management, it is essential to recognize these connections. The cumulative effect of several heavy metals on plant physiology, development, and reproduction should be quantified, and this should be a goal of future research. To achieve this, researchers may look into dose-

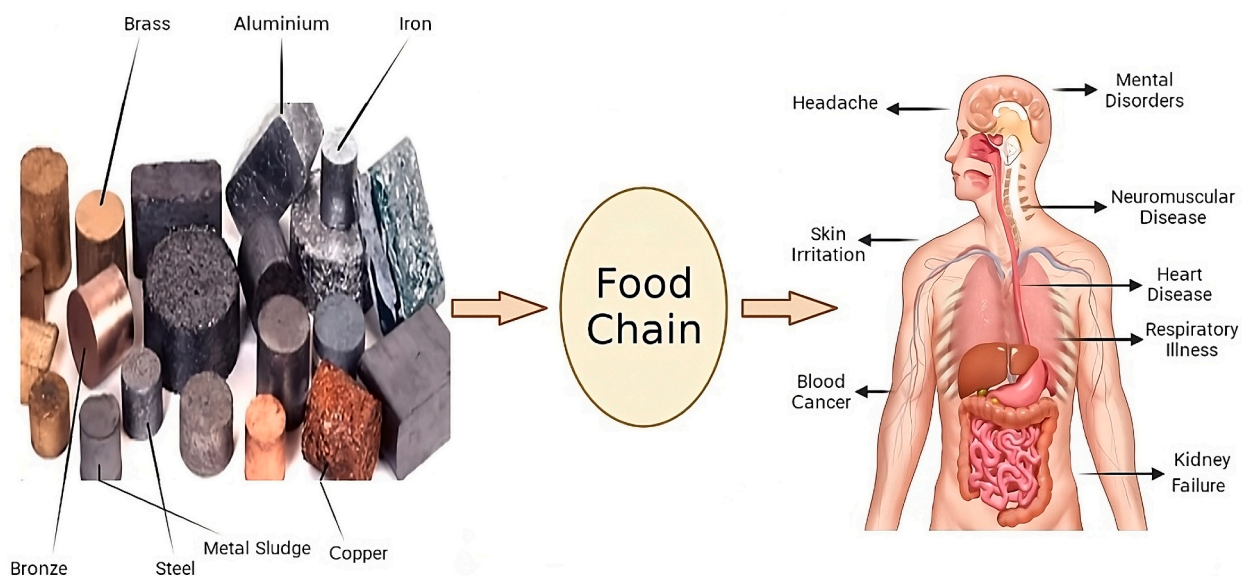


Fig. 4. Effect of HMs on the human body.

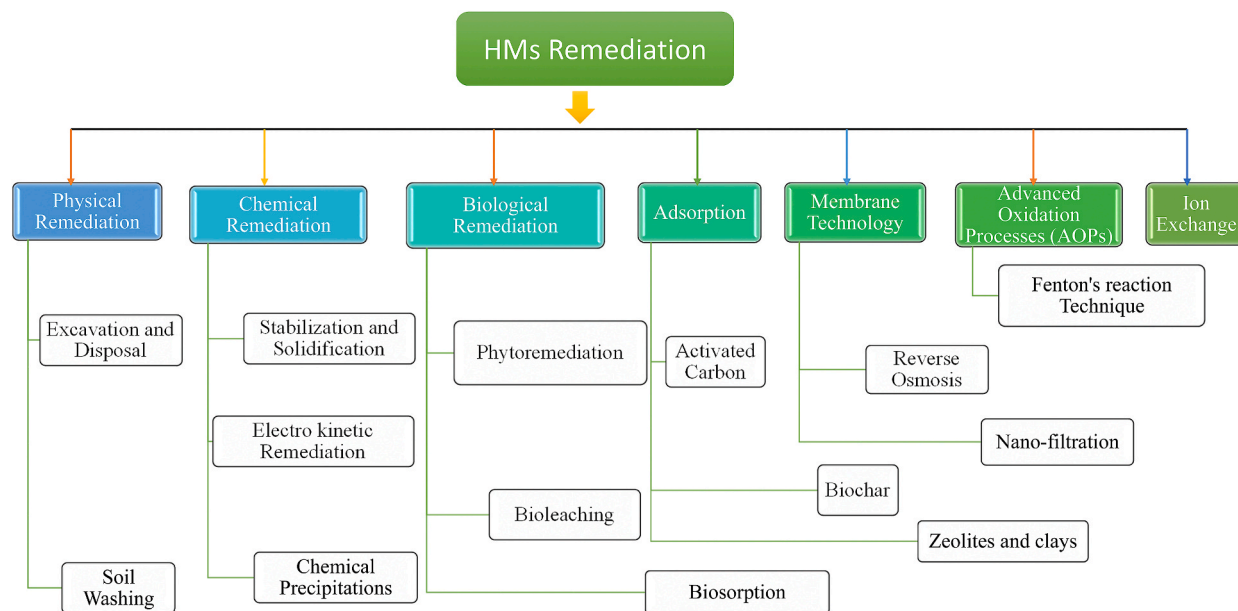


Fig. 5. Remediation classifications of heavy metal contamination.

response relationships, bioaccumulation patterns and tissue-specific effects.

There has been very little research on the genetic variation of crops and the adaptation mechanisms of crop plants. Different plant species and their individual genotypes may show different levels of sensitivity and tolerance to heavy metals. Understanding of how various plant species and genotypes react to environmental stresses, which might obstruct the creation of metal-tolerant agricultural variants. Bridging this gap is crucial because it could provide important insights into plant resilience, guide agricultural practices in polluted areas, and aid in environmental remediation efforts. This research area is interdisciplinary and has broad implications for sustainable agriculture and environmental conservation.

It is crucial for sustainable agriculture to look at the transfer of HMs into crops. It can provide insight into the creation of metal-tolerant crop types and aid in reducing the detrimental impact of contaminated soil on crop health and productivity. Understanding the persistence and movement of HMs over plant generations can help drive the development of remediation techniques for contaminated areas, such as phytoremediation systems that use plants to extract toxins from soil.

The majority of recent research has focused on the existence of microplastics in soil, but a crucial and developing field of study focuses on how these tiny plastic particles might transport heavy metals and affect their distribution and bioavailability. This study emphasizes the urgent need for thorough studies in this area by having broad-reaching implications that cover environmental effects, potential risks to human health, ecosystem health, the development of mitigation strategies, and the requirement for interdisciplinary collaboration.

These research areas need interdisciplinary cooperation among the fields of plant biology, soil science and toxicology. Scientists can contribute to developing sustainable methods for suppressing heavy metal contamination and preserving health ecosystems and food security.

9. Conclusion

This study explores the multifaceted issue of heavy metal contamination in agricultural soils, emphasizing the serious consequences for food security worldwide, human health, and plant ecosystems. As the industry expands rapidly, more heavy materials are required to produce a variety of goods; these include gasoline, explosives, film for cameras, pigments for batteries, paint for airplanes, coatings for cars, and steel. This paper emphasizes the serious problem of heavy metals contamination in agricultural soils, which poses serious risks to human health, plant vitality, and global food security. It identifies important heavy metals found in the environment, such as Cr, Ni, Cd, Pb, etc. and highlights their negative effects on crop production as a result of their toxic effects. Consuming contaminated plant products puts human health at risk and could result in serious diseases that affect different organs. To address the worldwide food safety, plant, soil, and human health problems brought on by HM toxicity, we think that this review will make a significant contribution to the field of heavy metal research.

Funding

No funding

Data availability statement

Data will be made available on request.

CRediT authorship contribution statement

Prodipto Bishnu Angon: Writing – review & editing, Writing – original draft, Visualization, Validation, Supervision, Formal analysis, Conceptualization. **Md. Shafiu Islam:** Writing – review & editing, Writing – original draft, Methodology. **Shreejana KC:** Writing – review & editing, Writing – original draft, Resources, Data curation. **Arpan Das:** Writing – original draft, Resources, Data curation. **Nafisa Anjum:** Writing – original draft, Resources, Data curation. **Amrit Poudel:** Writing – original draft, Resources, Data curation. **Shaharia Akter Suchi:** Writing – original draft, Resources, Data curation.

Declaration of competing interest

The authors declare that they have no known competing financial interests or personal relationships that could have appeared to influence the work reported in this paper.

References

- [1] M. Uchimiya, D. Bannon, H. Nakanishi, M.B. McBride, M.A. Williams, T. Yoshihara, Chemical speciation, plant uptake, and toxicity of heavy metals in agricultural soils, *J. Agric. Food Chem.* 68 (46) (2020) 12856–12869.
- [2] M.R. Mehr, A. Shakeri, K. Amjadi, M.K. Poshtegal, R. Sharifi, Bioavailability, distribution and health risk assessment of arsenic and heavy metals (HMs) in agricultural soils of Kermanshah Province, west of Iran, *J. Environ. Health Sci. Eng.* (2021) 1–14.
- [3] J. Xu, C. Liu, P.-C. Hsu, J. Zhao, T. Wu, J. Tang, K. Liu, Y. Cui, Remediation of heavy metal contaminated soil by asymmetrical alternating current electrochemistry, *Nat. Commun.* 10 (1) (2019) 1–8.
- [4] L. Liu, W. Li, W. Song, M. Guo, Remediation techniques for heavy metal-contaminated soils: principles and applicability, *Sci. Total Environ.* 633 (2018) 206–219.
- [5] S. Mansoor, N. Kour, S. Manhas, S. Zahid, O.A. Wani, V. Sharma, L. Wijaya, M.N. Alyemeni, A.A. Alsahli, H.A. El-Serehy, Biochar as a tool for effective management of drought and heavy metal toxicity, *Chemosphere* 271 (2020) 129458.
- [6] D. Yang, Z. Chu, R. Zheng, W. Wei, X. Feng, J. Zhang, C. Li, Z. Zhang, H. Chen, Remediation of Cu-polluted soil with analcime synthesized from engineering abandoned soils through green chemistry approaches, *J. Hazard Mater.* 406 (2021) 124673.
- [7] R. Zheng, X. Feng, W. Zou, R. Wang, D. Yang, W. Wei, S. Li, H. Chen, Converting loess into zeolite for heavy metal polluted soil remediation based on “soil for soil-remediation” strategy, *J. Hazard Mater.* 412 (2021) 125199.
- [8] A.S. Ahmed, S. Sultana, A. Habib, H. Ullah, N. Musa, M.B. Hossain, M.S.I. Sarker, Bioaccumulation of heavy metals in some commercially important fishes from a tropical river estuary suggests higher potential health risk in children than adults, *PLoS One* 14 (10) (2019) e0219336.
- [9] WHO, World Health Organization. Guidelines for Drinking-Water Quality: First Addendum to the Fourth Edition, 2017. Available online: <https://apps.who.int/iris/bitstream/handle/10665/254636/9789241550017-eng.pdf>. (Accessed 10 July 2021).
- [10] M. Shahid, S. Khalid, G. Abbas, N. Shahid, M. Nadeem, M. Sabir, C. Dumat, Heavy metal stress and crop productivity, Crop production and global environmental issues (2015) 1–25.
- [11] A. Rashid, B.J. Schutte, A. Ulery, M.K. Deyholos, S. Sanogo, E.A. Lehnhoff, L. Beck, Heavy metal contamination in agricultural soil: environmental pollutants affecting crop health, *Agronomy* 13 (6) (2023) 1521.
- [12] R.A. Wuana, F.E. Okieimen, Heavy metals in contaminated soils: a review of sources, chemistry, risks and best available strategies for remediation, *Int. Sch. Res. Notices* 2011 (2011).
- [13] N.H. Ghorji, T. Ghorji, M.Q. Hayat, S.R. Imadi, A. Gul, V. Altay, M. Ozturk, Heavy metal stress and responses in plants, *Int. J. Environ. Sci. Technol.* 16 (2019) 1807–1828.
- [14] H. Ali, E. Khan, I. Ilahi, Environmental chemistry and ecotoxicology of hazardous heavy metals: environmental persistence, toxicity, and bioaccumulation, *J. Chem.* 2019 (2019).
- [15] G. Tóth, T. Hermann, M.R. Da Silva, L.J.E.I. Montanarella, Heavy metals in agricultural soils of the European Union with implications for food safety, *Environ. Int.* 88 (2016) 299–309.
- [16] S. Tiwari, C. Lata, Heavy metal stress, signaling, and tolerance due to plant-associated microbes: an overview, *Front. Plant Sci.* 9 (2018) 452.
- [17] P.K. Rai, S.S. Lee, M. Zhang, Y.F. Tsang, K.H. Kim, Heavy metals in food crops: health risks, fate, mechanisms, and management, *Environ. Int.* 125 (2019) 365–385.
- [18] S. Singh, P. Parihar, R. Singh, V.P. Singh, S.M. Prasad, Heavy metal tolerance in plants: role of transcriptomics, proteomics, metabolomics, and ionomics, *Front. Plant Sci.* 6 (2016) 1143.
- [19] H. Zhao, Y. Wu, X. Lan, Y. Yang, X. Wu, L. Du, Comprehensive assessment of harmful heavy metals in contaminated soil in order to score pollution level, *Sci. Rep.* 12 (1) (2022) 3552.
- [20] K. Bashir, S. Rasheed, T. Kobayashi, M. Seki, N.K. Nishizawa, Regulating subcellular metal homeostasis: the key to crop improvement, *Front. Plant Sci.* 7 (2016) 1192.
- [21] S. Hembrom, B. Singh, S.K. Gupta, A.K. Nema, A comprehensive evaluation of heavy metal contamination in foodstuff and associated human health risk: a global perspective, *Contemporary environmental issues and challenges in era of climate change* (2020) 33–63.
- [22] X. Zhang, L. Yan, J. Liu, Z. Zhang, C. Tan, Removal of different kinds of heavy metals by novel PPG-nZVI beads and their application in simulated stormwater infiltration facility, *Appl. Sci.* 9 (20) (2019) 4213.
- [23] F. Zang, S. Wang, Z. Nan, J. Ma, Q. Zhang, Y. Chen, et al., Accumulation, spatio-temporal distribution, and risk assessment of heavy metals in the soil-corn system around a polymetallic mining area from the loess plateau, northwest China, *Geoderma* 305 (2017) 188–196, <https://doi.org/10.1016/j.geoderma.2017.06.008>.
- [24] X. Fei, Z. Lou, R. Xiao, Z. Ren, X. Lv, Contamination assessment and source apportionment of heavy metals in agricultural soil through the synthesis of PMF and GeogDetector models, *Sci. Total Environ.* 747 (2020) 141293, <https://doi.org/10.1016/j.scitotenv.2020.141293>.
- [25] Y.T. Min, H.M. Zhang, F.X. Shen, Y. Li, Discussion on the protection and utilization of topsoil resources, *Green Technol.* 20 (2018) 18–20.
- [26] C.Y. Ma, D.J. Cai, H. Yan, Soil Cd pollution and research progress of treatment techniques, *Henan Chem. Ind.* 30 (16) (2013) 17–22.
- [27] C. Li, K. Zhou, W. Qin, C. Tian, M. Qi, X. Yan, et al., A review on heavy metals contamination in soil: effects, sources, and remediation techniques, *Soil Sediment Contam.: Int. J.* 28 (4) (2019) 380–394, <https://doi.org/10.1080/15320383.2019.1592108>.
- [28] R. Goyer, Issue Paper on the Human Health Effects of Metals, US Environmental Protection Agency, Washington, DC, 2004.
- [29] J. Tang, J. Zhang, L. Ren, Y. Zhou, J. Gao, L. Luo, A. Chen, Diagnosis of soil contamination using microbiological indices: a review on heavy metal pollution, *J. Environ. Manag.* 242 (2019) 121–130.

- [30] R. Dixit, M.D. Wasiullah, K. Pandiyan, U.B. Singh, A. Sahu, R. Shukla, B.P. Singh, J.P. Rai, P.K. Sharma, H. Lake, D. Paul, Bioremediation of heavy metals from soil and aquatic environment: an overview of principles and criteria of fundamental processes, *Sustainability* 7 (2015) 2189–2212, <https://doi.org/10.3390/su7022189>.
- [31] H.L. Cannon, G.G. Connally, J.B. Epstein, J.G. Parker, I. Thornton, Wixson G. Rocks, Geological sources of most trace elements. Report to the workshop at south scas plantation captiva island, FL, US, *Geochem. Environ.* 3 (1978) 17–31.
- [32] N. Sarwar, M. Imran, M.R. Shaheen, W. Ishaque, M.A. Kamran, A. Matloob, A. Rehim, S. Hussain, Phytoremediation strategies for soils contaminated with heavy metals: modifications and future perspectives, *Chemosphere* 171 (2016) 710–721, <https://doi.org/10.1016/j.chemosphere.2016.12.116>.
- [33] F. Muradoglu, M. Gundogdu, S. Ercisli, T. Encu, F. Balta, H.Z.E. Jaafar, M. Zia-Ul-Haq, Cadmium toxicity affects chlorophyll a and b content, antioxidant enzyme activities and mineral nutrient accumulation in strawberry, *Biol. Res.* 48 (2015) 1–7, <https://doi.org/10.1186/S40659-015-0001-3>.
- [34] A. Khan, A.A. Khan, M. Irfan, Effects of different concentrations of nickel (Ni) on the vegetative and reproductive growth parameters of *igella sativa* L, *Gesunde Pflanz.* 75 (3) (2023) 677–686.
- [35] C. Sun, J. Liu, Y. Wang, L. Sun, H. Yu, Multivariate and geostatistical analyses of the spatial distribution and sources of heavy metals in agricultural soil in Dehui, Northeast China, *Chemosphere* 92 (5) (2013) 517–523.
- [36] Y. Jin, D. O'Connor, Y.S. Ok, D.C.W. Tsang, A. Liu, D. Hou, Assessment of sources of heavy metals in soil and dust at children's playgrounds in Beijing using GIS and multivariate statistical analysis, *Environ. Int.* 124 (2019) 320–328, <https://doi.org/10.1016/j.envint.2019.01.024>.
- [37] P. Liu, W. Hu, K. Tian, B. Huang, Y. Zhao, X. Wang, et al., Accumulation and ecological risk of heavy metals in soils along the coastal areas of the bohai sea and the yellow sea: a comparative study of China and South Korea, *Environ. Int.* 137 (2020) 105519, <https://doi.org/10.1016/j.envint.2020.105519>.
- [38] E. Obeng-Gyasi, Sources of lead exposure in various countries, *Rev. Environ. Health* 34 (1) (2019) 25–34.
- [39] R. Shrestha, S. Ban, S. Devkota, S. Sharma, R. Joshi, A.P. Tiwari, M.K. Joshi, Technological trends in heavy metals removal from industrial wastewater: a review, *J. Environ. Chem. Eng.* 9 (4) (2021) 105688.
- [40] N. Sharma, K.K. Sodhi, M. Kumar, D.K. Singh, Heavy metal pollution: insights into chromium eco-toxicity and recent advancement in its remediation, *Environ. Nanotechnol. Monit. Manag.* 15 (2021) 100388.
- [41] S.S. Kerur, S. Bandekar, M.S. Hanagadakar, S.S. Nandi, G.M. Ratnamala, P.G. Hegde, Removal of hexavalent Chromium-Industry treated water and Wastewater: a review, *Mater. Today: Proc.* 42 (2021) 1112–1121.
- [42] S. Bhardwaj, R. Soni, S.K. Gupta, D.P. Shukla, Mercury, arsenic, lead and cadmium in waters of the Singrauli coal mining and power plants industrial zone, Central East India, *Environ. Monit. Assess.* 192 (2020) 1–20.
- [43] G. Izydorczyk, K. Mikula, D. Skrzypczak, K. Moustakas, A. Witek-Krowiak, K. Chojnacka, Potential environmental pollution from copper metallurgy and methods of management, *Environ. Res.* 197 (2021) 111050.
- [44] Z. Yuan, T. Luo, X. Liu, H. Hua, Y. Zhuang, X. Zhang, J. Ren, Tracing anthropogenic cadmium emissions: from sources to pollution, *Sci. Total Environ.* 676 (2019) 87–96.
- [45] Z. Li, Z. Ma, T.J. van der Kuijp, Z. Yuan, L. Huang, A review of soil heavy metal pollution from mines in China: pollution and health risk assessment, *Sci. Total Environ.* 468 (2014) 843–853.
- [46] R. Xiao, S. Wang, R. Li, J.J. Wang, Z. Zhang, Soil heavy metal contamination and health risks associated with artisanal gold mining in Tongguan, Shaanxi, China, *Ecotoxicol. Environ. Saf.* 141 (2017) 17–24, <https://doi.org/10.1016/j.ecoenv.2017.03.002>.
- [47] Y. Liu, S. Li, Z. Ni, M. Qu, D. Zhong, C. Ye, F. Tang, Pesticides in persimmons, jujubes and soil from China: residue levels, risk assessment and relationship between fruits and soils, *Sci. Total Environ.* 542 (2016) 620–628.
- [48] M. Lefrancq, G. Imfeld, S. Payraudeau, M. Millet, Kresoxim methyl deposition, drift and runoff in a vineyard catchment, *Sci. Total Environ.* 442 (2013) 503–508, <https://doi.org/10.1016/j.scitotenv.2012.09.082>.
- [49] A. Alengebawy, K. Jin, Y. Ran, J. Peng, X. Zhang, P. Ai, Advanced pre-treatment of stripped biogas slurry by polyaluminum chloride coagulation and biochar adsorption coupled with ceramic membrane filtration, *Chemosphere* 267 (2021) 129197, <https://doi.org/10.1016/j.chemosphere.2020.129197>.
- [50] L.M. Cai, Q.S. Wang, H.H. Wen, J. Luo, S. Wang, Heavy metals in agricultural soils from a typical township in Guangdong Province, China: occurrences and spatial distribution, *Ecotoxicol. Environ. Saf.* 168 (2019) 184–191, <https://doi.org/10.1016/j.ecoenv.2018.10.092>.
- [51] G.G. Kesici, Arsenic ototoxicity, *J. otology* 11 (1) (2016) 13–17, <https://doi.org/10.1016/j.joto.2016.03.001>.
- [52] A. Shrivastava, D. Ghosh, A. Dash, S. Bose, Arsenic contamination in soil and sediment in India: sources, effects, and remediation, *Curr. Pollut. Rep* 1 (1) (2015) 35–46, <https://doi.org/10.1007/s40726-015-0004-2>.
- [53] Y. Fan, Y. Li, H. Li, F. Cheng, Evaluating heavy metal accumulation and potential risks in soil-plant systems applied with magnesium slag-based fertilizer, *Chemosphere* 197 (2018) 382–388, <https://doi.org/10.1016/j.chemosphere.2018.01.055>.
- [54] S.T.T. Abdel Khalek, Z.K. Mostafa, H.A. Hassan, A. El-Bar, M. Marah, G.M. Abu El-Hassan, A new list to the entomofauna associated with faba bean, *Vicia faba* L. (Fabales: fabaceae) grown in el-kharga oasis, new valley governorate, Egypt, *Egyptian Academic Journal of Biological Sciences. A, Entomology* 11 (2) (2018) 95–100.
- [55] A. De, R. Bose, A. Kumar, S. Mozumdar, in: A. De, R. Bose, A. Kumar, S. Mozumdar (Eds.), *Targeted Delivery of Pesticides Using Biodegradable Polymeric Nanoparticles*, Springer, New Delhi, India, 2014.
- [56] A. Sharma, V. Kumar, B. Shahzad, M. Tanveer, G.P.S. Sidhu, N. Handa, S.K. Kohli, P. Yadav, A.S. Bali, R.D. Parihar, Worldwide pesticide usage and its impacts on ecosystem, *SN Appl. Sci.* 1 (2019) 1446, <https://doi.org/10.1007/s42452-019-1485-1>.
- [57] R. Khanam, A. Kumar, A.K. Nayak, M. Shahid, R. Tripathi, S. Vijayakumar, H. Pathak, Metal (loid) s (As, Hg, Se, Pb and Cd) in paddy soil: bioavailability and potential risk to human health, *Sci. Total Environ.* 699 (2020) 134330.
- [58] S. Brudler, M. Rygaard, K. Arnbjerg-Nielsen, M.Z. Hauschild, C. Ammitsøe, L. Vezzaro, Pollution levels of stormwater discharges and resulting environmental impacts, *Sci. Total Environ.* 663 (2019) 754–763.
- [59] J. Urrea, I. Alkorta, C. Garbisu, Potential benefits and risks for soil health derived from the use of organic amendments in agriculture, *Agronomy* 9 (9) (2019) 542.
- [60] M. Taghipour, M. Jalali, Impact of some industrial solid wastes on the growth and heavy metal uptake of cucumber (*Cucumis sativus* L.) under salinity stress, *Ecotoxicol. Environ. Saf.* 182 (2019) 109347.
- [61] A. Ismanto, T. Hadibarata, S. Widada, E. Indrayanti, D.H. Ismunarti, N. Safnatunnajah, J. Alkahtani, Groundwater contamination status in Malaysia: level of heavy metal, source, health impact, and remediation technologies, *Bioproc. Biosyst. Eng.* 46 (3) (2023) 467–482.
- [62] H. Ali, E. Khan, I. Ilahi, Environmental chemistry and ecotoxicology of hazardous heavy metals: environmental persistence, toxicity, and bioaccumulation, *J. Chem.* 2019 (2019).
- [63] M. Naz, Z. Dai, S. Hussain, M. Tariq, S. Danish, I.U. Khan, D. Du, The soil pH and heavy metals revealed their impact on soil microbial community, *J. Environ. Manag.* 321 (2022) 115770.
- [64] H. Kumar, S. Ishtiyaq, M. Varun, P.J. Favas, C.O. Ogunkunle, M.S. Paul, Bioremediation: plants and microbes for restoration of heavy metal contaminated soils, in: *Bioenergy Crops*, CRC Press, 2022, pp. 37–70.
- [65] P. Nyiramigisha, Harmful impacts of heavy metal contamination in the soil and crops grown around dumpsites, *Reviews in Agricultural Sci.* 9 (2021) 271–282.
- [66] T. Abedi, S. Gavanji, A. Mojiri, Lead and zinc uptake and toxicity in maize and their management, *Plants* 11 (15) (2022) 1922.
- [67] M. Rehman, J. Pan, S. Mubeen, W. Ma, D. Luo, S. Cao, P. Chen, Intercropping of kenaf and soybean affects plant growth, antioxidant capacity, and uptake of cadmium and lead in contaminated mining soil, *Environ. Sci. Pollut. Control Ser.* 30 (38) (2023) 89638–89650.
- [68] T. Akanchise, S. Boakye, L.S. Borquaye, M. Dodd, G. Darko, Distribution of heavy metals in soils from abandoned dump sites in Kumasi, Ghana, *Scientific African* 10 (2020) e00614.
- [69] C. Duan, Y. Mei, Q. Wang, Y. Wang, Q. Li, M. Hong, L. Fang, Rhizobium inoculation enhances the resistance of alfalfa and microbial characteristics in copper-contaminated soil, *Front. Microbiol.* 12 (2022) 781831.

- [70] X. Chen, F. Gao, Y. Cao, Y. Fu, H. Li, M. Wang, Q. Pan, In situ formation of copper nanoclusters for efficient analysis of β -glucosidase activity, *Microchem. J.* 109546 (2023).
- [71] C. Xiao, L. Li, B. Luo, Y. Liu, Q. Zeng, L. Peng, S. Luo, Different effects of the application of urea combined with nitrification inhibitor on cadmium activity in the rice-rape rotation system, *Environ. Res.* 214 (2022) 113800.
- [72] G.A. Bortolotti, D. Baron, Phytoremediation of toxic heavy metals by Brassica plants: a biochemical and physiological approach, *Environ. Adv.* 8 (2022) 100204.
- [73] M. Kaphi, S. Sachdeva, Bioremediation options for heavy metal pollution, *J. Health & Pollution* 9 (24) (2019) 191203, <https://doi.org/10.5696/2156-9614-9.24.191203>.
- [74] S. Collin, A. Baskar, D.M. Geevarghese, M.N.V.S. Ali, P. Bahubali, R. Choudhary, V. Lvov, G.I. Tovar, F. Senatov, S. Koppala, S. Swamiappan, Bioaccumulation of lead (Pb) and its effects in plants: a review, *Journal of Hazardous Materials Letters* 3 (2022) 100064, <https://doi.org/10.1016/j.hazl.2022.100064>.
- [75] J.R. Porter, R.P. Sheridan, Inhibition of nitrogen fixation in alfalfa by arsenate, heavy metals, fluoride, and simulated acid rain, *Plant Physiol.* 68 (1) (1981) 143–148.
- [76] H. Zi, L. Hu, C. Wang, Differentiate responses of soil microbial community and enzyme activities to nitrogen and phosphorus addition rates in an alpine meadow, *Front. Plant Sci.* 13 (2022) 829381, <https://doi.org/10.3389/fpls.2022.829381>.
- [77] A. Ukalska-Jaruga, G. Siebielec, S. Siebielec, M. Pecio, The effect of soil amendments on trace elements' bioavailability and toxicity to earthworms in contaminated soils, *Appl. Sci.* 12 (12) (2022), <https://doi.org/10.3390/app12126280>. Article 12.
- [78] I. Sazykin, L. Khmelevtsova, T. Azhagina, M. Sazykina, Heavy metals influence on the bacterial community of soils: a review, *Agriculture* 13 (3) (2023), <https://doi.org/10.3390/agriculture13030653>. Article 3.
- [79] N. Begum, C. Qin, M.A. Ahanger, S. Raza, M.I. Khan, M. Ashraf, N. Ahmed, L. Zhang, Role of arbuscular mycorrhizal fungi in plant growth regulation: implications in abiotic stress tolerance, *Front. Plant Sci.* 10 (2019). <https://www.frontiersin.org/articles/10.3389/fpls.2019.01068>.
- [80] G. Harding, J. Dalziel, P. Vass, Bioaccumulation of methylmercury within the marine food web of the outer Bay of Fundy, Gulf of Maine, *PLoS One* 13 (7) (2018) e0197220, <https://doi.org/10.1371/journal.pone.0197220>.
- [81] S. Ali, R.A. Mir, A. Tyagi, N. Manzar, A.S. Kashyap, M. Mushtaq, A. Raina, S. Park, S. Sharma, Z.A. Mir, S.A. Lone, A.A. Bhat, U. Baba, H. Mahmoudi, H. Bae, Chromium toxicity in plants: signaling, mitigation, and future perspectives, *Plants* 12 (7) (2023) 1502, <https://doi.org/10.3390/plants12071502>.
- [82] G. Wang, Y. Ren, X. Bai, Y. Su, J. Han, Contributions of beneficial microorganisms in soil remediation and quality improvement of medicinal plants, *Plants* 11 (23) (2022) 3200, <https://doi.org/10.3390/plants11233200>.
- [83] Q. Shen, M. Wu, M. Zhang, Accumulation and relationship of metals in different soil aggregate fractions along soil profiles, *J. Environ. Sci.* 115 (2022) 47–54, <https://doi.org/10.1016/j.jes.2021.07.007>.
- [84] H. Shun-hong, P. Bing, Y. Zhi-hui, C. Li-yuan, Z. Li-cheng, Chromium accumulation, microorganism population and enzyme activities in soils around chromium-containing slag heaps of steel alloy factories, *Trans. Nonferrous Metals Soc. China* 19 (2009) 241–248.
- [85] B.J. Alloway, *Heavy Metals in Soils: Trace Metals and Metalloids in Soils and Their Bioavailability*, Springer Science & Business Media, 2013.
- [86] D.C. Adriano, *Biogeochemistry of Trace Metals*, CRC Press, 2001.
- [87] E. Bojórquez-Quintal, R.M. Escobedo-GraciaMedrano, R. Chan-Navarrete, R. Ferrera-Cerrato, Soil pore system and water retention in lead contaminated soil, *Water Air Soil Pollut.* 191 (1–4) (2008) 169–179.
- [88] G. Imfeld, F. Meite, C. Wiegert, B. Guyot, J. Masbou, S. Payraudeau, Do rainfall characteristics affect the export of copper, zinc and synthetic pesticides in surface runoff from headwater catchments? *Science of the total environment* 741 (2020) 140437.
- [89] Z. Xie, Y. Jiang, H. Zhang, D. Wang, S. Qi, Z. Du, H. Zhang, Assessing heavy metal contamination and ecological risk in Poyang Lake area, China, *Environ. Earth Sci.* 75 (2016) 1–15.
- [90] H. Liu, A. Probst, B. Liao, J. Wang, Metal contamination of soils and crops affected by the chelungpu fault in taiwan, *Sci. Total Environ.* 463–464 (2013) 530–542.
- [91] F. Zhu, F. Li, H. Zhou, R. Sun, Interactive effect of Cd and Pb on soil enzyme activities and microbial community structure in farmland soil, *Environ. Sci. Pollut. Res. Int.* 24 (11) (2017) 10884–10894.
- [92] W.Y. Hu, H.F. Wang, L.R. Dong, B. Huang, K.B. Ole, C.B.H. Hans, Y. He, E.H. Peter, Source identification of heavy metals in periurban agricultural soils of southeast China: an integrated approach, *Environ. Pollut.* 237 (2018) 650–661.
- [93] P. Das, S. Samantaray, G.R. Rout, Heavy metal-induced oxidative stress and protection by mycorrhizal fungi, in: M.A. Hossain, M.Z. Hasanuzzaman, S. Fujita (Eds.), *Oxidative Damage to Plants: Antioxidant Networks and Signaling*, Academic Press, 2019, pp. 377–397.
- [94] A. Kabata-Pendias, A.B. Mukherjee, *Trace Elements from Soil to Human*, Springer, 2007.
- [95] M.L. Dotaniya, C.K. Dotaniya, P. Solanki, V.D. Meena, R.K. Dautaniya, Lead contamination and its dynamics in soil–plant system, in: D.K. Gupta, S. Chatterjee, C. Walther (Eds.), *Lead in Plants and the Environment*, Springer, Cham, Switzerland, 2020, pp. 83–98.
- [96] Y. Li, X. Wang, R. Li, H. Liu, W. Zhang, Heavy metal pollution in soils on a global scale: sources, risks and remediation techniques, *Environmental Skeptics and Critics* 7 (2) (2018) 32–43.
- [97] A. Najmi, M. Albratty, A.J. Al-Rajab, H.A. Alhazmi, S.A. Javed, W. Ahsan, Z. ur Rehman, R. Hassani, S.S. Alqahtani, Heavy metal contamination in leafy vegetables grown in jazan region of Saudi arabia: assessment of possible human health hazards, *Int. J. Environ. Res. Publ. Health* 20 (4) (2023) 2984, <https://doi.org/10.3390/ijerph20042984>.
- [98] K. Lebelo, N. Malebo, M.J. Mochane, M. Masinde, Chemical contamination pathways and the food safety implications along the various stages of food production: a review, *Int. J. Environ. Res. Publ. Health* 18 (11) (2021) 5795, <https://doi.org/10.3390/ijerph18115795>.
- [99] U. Ejaz, S.M. Khan, N. Khalid, Z. Ahmad, S. Jehangir, Z. Fatima Rizvi, L.H. Lho, H. Han, A. Raposo, Detoxifying the heavy metals: a multipronged study of tolerance strategies against heavy metals toxicity in plants, *Front. Plant Sci.* 14 (2023). <https://www.frontiersin.org/articles/10.3389/fpls.2023.1154571>.
- [100] Dr J. Singh, A. Kalamdhad, Effects of heavy metals on soil, plants, human health and aquatic life, *Int. J. Res. Chem. Environ.* 1 (2011) 15–21.
- [101] A. Mirsoleimani, M. Najafi-Ghiri, H.R. Boostani, S. Farrokhzadeh, Relationships between soil and plant nutrients of citrus rootstocks as influenced by potassium and wood vinegar application, *J. Soils Sediments* 23 (3) (2023) 1439–1450.
- [102] F. Nazir, A. Hussain, Q. Fariduddin, Hydrogen peroxide modulate photosynthesis and antioxidant systems in tomato (*Solanum lycopersicum L.*) plants under copper stress, *Chemosphere* 230 (2019) 544–558.
- [103] M.A. Ghani, M.M. Abbas, B. Ali, R. Aziz, R.W.K. Qadri, A. Noor, S. Ali, Alleviating role of gibberellic acid in enhancing plant growth and stimulating phenolic compounds in carrot (*Daucus carota L.*) under lead stress, *Sustainability* 13 (21) (2021) 12329.
- [104] Z. Yahaghi, M. Shirvani, F. Nourbakhsh, J.J. Pueyo, Uptake and effects of lead and zinc on alfalfa (*Medicago sativa L.*) seed germination and seedling growth: role of plant growth promoting bacteria, *South Afr. J. Bot.* 124 (2019) 573–582.
- [105] N. Natasha, M. Shahid, I. Bibi, J. Iqbal, S. Khalid, B. Murtaza, M. Arshad, Zinc in soil-plant-human system: a data-analysis review, *Sci. Total Environ.* 808 (2022) 152024.
- [106] H. Kaur, N. Garg, Zinc toxicity in plants: a review, *Planta* 253 (6) (2021) 129.
- [107] M. Huybrechts, S. Hendrix, T. Kyndt, K. Demeestere, D. Vandamme, A. Cuyper, Short-term effects of cadmium on leaf growth and nutrient transport in rice plants, *Plant Sci.* 313 (2021) 111054.
- [108] T. Zhu, L. Li, Q. Duan, X. Liu, M. Chen, Progress in our understanding of plant responses to the stress of heavy metal cadmium, *Plant Signal. Behav.* 16 (1) (2021) 1836884.
- [109] S. Ali, A. Tyagi, M. Mushtaq, H. Al-Mahmoudi, H. Bae, Harnessing plant microbiome for mitigating arsenic toxicity in sustainable agriculture, *Environ. Pollut.* 300 (2022) 118940.
- [110] M. Shri, P.K. Singh, M. Kidwai, N. Gautam, S. Dubey, G. Verma, D. Chakrabarty, Recent advances in arsenic metabolism in plants: current status, challenges and highlighted biotechnological intervention to reduce grain arsenic in rice, *Metallomics* 11 (3) (2019) 519–532.

- [111] N.A. Koza, A.A. Adedayo, O.O. Babalola, A.P. Kappo, Microorganisms in plant growth and development: roles in abiotic stress tolerance and secondary metabolites secretion, *Microorganisms* 10 (8) (2022) 1528.
- [112] P.M. Madhu, R.S. Sadagopan, Effect of heavy metals on growth and development of cultivated plants with reference to cadmium, chromium and lead—a review, *J. Stress Physiol. Biochem.* 16 (3) (2020) 84–102.
- [113] E.A. Gladkov, D.V. Tereshonok, A.Y. Stepanova, O.V. Gladkova, Plant–microbe interactions under the action of heavy metals and under the conditions of flooding, *Diversity* 15 (2) (2023), <https://doi.org/10.3390/d15020175>. Article 2.
- [114] M.M. Chaves, J.S. Pereira, J. Maroco, M.L. Rodrigues, C.P.P. Ricardo, M.L. Osório, C. Pinheiro, How plants cope with water stress in the field? Photosynthesis and growth, *Annals of botany* 89 (7) (2002) 907.
- [115] M.S. Islam, T. Kormoker, M. Mazumder, S.E. Anika, M.T. Islam, D.H. Hemy, A.M. Idris, Trace elements concentration in soil and plant within the vicinity of abandoned tanning sites in Bangladesh: an integrated chemometric approach for health risk assessment, *Toxin Rev.* 41 (3) (2022) 752–767.
- [116] B.A. Fonge, M.T. Larissa, A.M. Egbe, Y.A. Afanga, N.G. Fru, V.M. Ngole-Jeme, An assessment of heavy metal exposure risk associated with consumption of cabbage and carrot grown in a tropical Savannah region, *Sustain. Environ.* 7 (1) (2021) 1909860.
- [117] M. Alam, M. Khan, A. Khan, S. Zeb, M.A. Khan, N.U. Amin, A.M. Khattak, Concentrations, dietary exposure, and human health risk assessment of heavy metals in market vegetables of Peshawar, Pakistan, *Environ. Monit. Assess.* 190 (2018) 1–15.
- [118] H.R. Gebeyehu, L.D. Bayissa, Levels of heavy metals in soil and vegetables and associated health risks in Mojo area, Ethiopia, *PLoS One* 15 (1) (2020) e0227883.
- [119] S.T. Ametepey, S.J. Cobbina, F.J. Akpabey, A.B. Duwiejua, Z.N. Abuntori, Health risk assessment and heavy metal contamination levels in vegetables from Tamale Metropolis, Ghana, *Int. J. Flow Control* 5 (1) (2018) 1–8.
- [120] G. Qin, Z. Niu, J. Yu, Z. Li, J. Ma, P. Xiang, Soil heavy metal pollution and food safety in China: effects, sources and removing technology, *Chemosphere* 267 (2021) 129205.
- [121] M. Shamsudduha, G. Joseph, S.S. Haque, M.R. Khan, A. Zahid, K.M.U. Ahmed, Multi-hazard groundwater risks to water supply from shallow depths: challenges to achieving the sustainable development goals in Bangladesh, *Exposure and Health* 12 (2020) 657–670.
- [122] A.R.M.T. Islam, M.T. Siddiqua, A. Zahid, S.S. Tasnim, M.M. Rahman, Drinking appraisal of coastal groundwater in Bangladesh: an approach of multi-hazards towards water security and health safety, *Chemosphere* 255 (2020) 126933.
- [123] M.M. Islam, M.R. Karim, X. Zheng, X. Li, Heavy metal and metalloid pollution of soil, water and foods in Bangladesh: a critical review, *Int. J. Environ. Res. Publ. Health* 15 (12) (2018) 2825.
- [124] H.M. Zakir, S. Sharmin, A. Akter, M.S. Rahman, Assessment of health risk of heavy metals and water quality indices for irrigation and drinking suitability of waters: a case study of Jamalpur Sadar area, Bangladesh, *Environ. Adv.* 2 (2020) 100005.
- [125] A.K. Ratul, M. Hassan, M.K. Uddin, M.S. Sultana, M.A. Akbor, M.A. Ahsan, Potential health risk of heavy metals accumulation in vegetables irrigated with polluted river water, *Int. Food Res. J.* 25 (1) (2018).
- [126] S. Kumar, S. Prasad, K.K. Yadav, M. Shrivastava, N. Gupta, S. Nagar, L.C. Malav, Hazardous heavy metals contamination of vegetables and food chain: role of sustainable remediation approaches-A review, *Environ. Res.* 179 (2019) 108792.
- [127] M.E. Huq, S. Fahad, Z. Shao, M.S. Sarven, I.A. Khan, M. Alam, W.U. Khan, Arsenic in a groundwater environment in Bangladesh: occurrence and mobilization, *J. Environ. Manag.* 262 (2020) 110318.
- [128] I. Mihajlov, M.R.H. Mozumder, B.C. Bostick, M. Stute, B.J. Mailloux, P.S. Knappett, A. van Geen, Arsenic contamination of Bangladesh aquifers exacerbated by clay layers, *Nat. Commun.* 11 (1) (2020) 2244.
- [129] K.L. Subhavana, R.T. Keerthana, A. Qureshi, Mercury in marine, freshwater and aquaculture species from south India and human exposure risk assessment, *Exposure and Health* 12 (2020) 897–903.
- [130] H. Ali, E. Khan, Trophic transfer, bioaccumulation, and biomagnification of non-essential hazardous heavy metals and metalloids in food chains/webs—concepts and implications for wildlife and human health, *Hum. Ecol. Risk Assess.* 25 (6) (2019) 1353–1376.
- [131] A. Boudebouz, S. Boudalia, A. Bousbia, S. Habila, M.I. Boussadia, Y. Gueroui, Heavy metals levels in raw cow milk and health risk assessment across the globe: a systematic review, *Sci. Total Environ.* 751 (2021) 141830.
- [132] T. Haakonde, J. Yabe, K. Choongo, G. Chongwe, G. Nchima, M.S. Islam, Uranium contamination of milk from cattle in the uranium-mining area in Siavonga District of Zambia: a preliminary human health risk assessment, *Bull. Natl. Res. Cent.* 45 (1) (2021) 96.
- [133] T. Filippini, S. Tancredi, C. Malagoli, M. Malavolti, A. Bargellini, L. Vescovi, M. Vinceti, Dietary estimated intake of trace elements: risk assessment in an Italian population, *Exposure and Health* 12 (2020) 641–655.
- [134] C. Sun, Z. Zhang, H. Cao, M. Xu, L. Xu, Concentrations, speciation, and ecological risk of heavy metals in the sediment of the Songhua River in an urban area with petrochemical industries, *Chemosphere* 219 (2019) 538–545.
- [135] Q. Zhai, H. Rahardjo, A. Satyanaga, Y. Zhu, G. Dai, X. Zhao, Estimation of wetting hydraulic conductivity function for unsaturated sandy soil, *Eng. Geol.* 285 (2021) 106034.
- [136] M.M. Haque, N.M. Niloy, M.A. Khirul, M.F. Alam, S.M. Tareq, Appraisal of probabilistic human health risks of heavy metals in vegetables from industrial, non-industrial and arsenic contaminated areas of Bangladesh, *Heliyon* 7 (2) (2021) e06309.
- [137] N. Gupta, K.K. Yadav, V. Kumar, S. Prasad, M. Cabral-Pinto, B.H. Jeon, A.K.D. Alsukaibia, Investigation of heavy metal accumulation in vegetables and health risk to humans from their consumption, *Front. Environ. Sci.* 40 (2022).
- [138] M. Mari, J. Rovira, F. Sánchez-Soberón, M. Nadal, M. Schuhmacher, J.L. Domingo, Partial replacement of fossil fuels in a cement plant: assessment of human health risks by metals, metalloids and PCDD/Fs, *Environ. Res.* 167 (2018) 191–197.
- [139] Y. Ren, Q. Luo, S. Zhuo, Y. Hu, G. Shen, H. Cheng, S. Tao, Bioaccessibility and public health risk of heavy Metal (loid) s in the airborne particulate matter of four cities in northern China, *Chemosphere* 277 (2021) 130312.
- [140] M. Chakrabarty, G.M. Harun-Or-Rashid, Feasibility study of the soil remediation technologies in the natural environment, *Am. J. Civ. Eng.* 9 (2021) 91–98.
- [141] Q. Jiang, Y. He, Y. Wu, B. Dian, J. Zhang, T. Li, M. Jiang, Solidification/stabilization of soil heavy metals by alkaline industrial wastes: a critical review, *Environ. Pollut.* (2022) 120094.
- [142] U. Azhar, H. Ahmad, H. Shafiqat, M. Babar, H.M.S. Munir, M. Sagir, K.S. Khoo, Remediation techniques for elimination of heavy metal pollutants from soil: a review, *Environ. Res.* (2022) 113918.