

The effect of dominance rank on female reproductive success in social mammals

Shivani^{1,2}

Elise Huchard³

Dieter Lukas^{2*}

2022-06-17





Affiliations

1. Indian Institute of Science Education and Research Kolkata

2. Department of Human Behavior, Ecology & Culture; Max Planck Institute for Evolutionary Anthropology
Leipzig

3. Institut des Sciences de l'Evolution de Montpellier, Centre National de la Recherche Scientifique, Uni-
versité de Montpellier

Correspondence: * dieter_lukas@eva.mpg.de

Open...  access;  code;  peer review;  data



The background, objectives, predictions, and methods have been peer reviewed prior to analyses and received an In Principle Recommendation on 07 July 2020 by:

Matthieu Paquet (2020) The effect of dominance rank on female reproductive success in social mammals. *Peer Community in Ecology*, 100056. [10.24072/pci.ecology.100056] (<https://doi.org/10.24072/pci.ecology.100056>) (Reviewers: Bonaventura Majolo and one anonymous reviewer)

The preregistration for this article can be found here: Shivani, Huchard E., Lukas D. 2020. https://dieterlukas.github.io/Preregistration_MetaAnalysis_RankSuccess.html .

Deviations from pre-registered methods are explained within the manuscript.

30 **Abstract**

31 Life in social groups, while potentially providing social benefits, inevitably leads to conflict among group
32 members. In many social mammals, such conflicts lead to the formation of dominance hierarchies, where
33 high-ranking individuals consistently outcompete other group members. Given that competition is a funda-
34 mental tenet of the theory of natural selection, it is generally assumed that high-ranking individuals have
35 higher reproductive success than lower-ranking individuals. Previous reviews have indicated large variation
36 across populations on the potential effect of dominance rank on reproductive success in female mammals.
37 Here, we perform a meta-analysis based on 444 effect sizes from 187 studies on 86 mammal species to
38 investigate how life-history, ecology and sociality modulate the relationship between female dominance rank
39 and fitness. As predicted, we found that (1) dominance rank is generally positively associated with repro-
40 ductive success, independent of the approach different studies have taken to answer this question; and that
41 (2) the relationship between rank and reproductive success is conditional on life-history mechanisms, with
42 higher effects of dominance rank on reproductive output than on survival, particularly in species with high
43 reproductive investment. Contrary to our predictions, (3) the fitness benefits to high-ranking females appear
44 consistent across ecological conditions rather than increasing when resources decrease. Instead, we found
45 that the social environment consistently mitigates rank differences on reproductive success by modulating
46 female competition, with, as predicted, (4) dominant females showing higher reproductive success than sub-
47 ordinates in two different types of societies: first, effect sizes are highest when females live in cooperatively
48 breeding groups composed of a single dominant female and one or more subordinate females; second, they
49 are also elevated when females form differentiated relationships which occurs when groups are composed
50 of unrelated females. Our findings indicate that obtaining a high ranking position in a social group consis-
51 tently provides female mammals with fitness benefits, even though future studies might show lower effects
52 given various biases in the literature we were able to access, including, but not restricted to, a publication
53 bias. They further draw a complex landscape of the level of social inequality across mammalian societies,
54 reflected by variation in the benefits of social dominance, which appears to be shaped by reproductive and
55 social competition more than by ecological competition.

56

57 **Background**

58 In order for social groups to persist, group members need to find strategies to deal with the conflicts that
59 inevitably occur (Ward and Webster (2016)). In many female social mammals, conflicts and aggressive
60 interactions are associated with the formation of different types of hierarchies. How these hierarchies form
61 and are expressed differs across societies (Tibbetts et al. (2022)). In singular cooperative breeders, a
62 single dominant breeding female suppresses reproduction in subordinate group members, who rarely fight
63 amongst each other until an opportunity to become dominant opens (Solomon et al. (1997)). In many
64 species where multiple breeding females form stable groups, females can be arranged in stable linear hi-
65 erarchies, where mothers help their daughters to inherit their rank in their matriline (Holekamp and Smale
66 (1991)). In another set of species, hierarchies are more flexible as a female's rank depends on her body size,
67 condition, or availability of coalition partners (Pusey (2012)). However, it has remained unclear whether and
68 when dominant females gain substantial fitness benefits, indicating that there is selection on all females to

69 compete for a high rank. Instead of direct selection on females to compete over high dominance rank be-
70 cause it provides substantial fitness benefits, selection might be on females to find a place in the hierarchy
71 that maximizes their fitness based on their intrinsic qualities and access to social opportunities.

72 The prevailing assumption is that high ranking females benefit from their dominant status because out-
73 competing other females provides them with priority of access to resources (Ellis (1995), Pusey (2012)).
74 Subordinates are expected to accept their status, because despite having lower reproductive success than
75 dominants, they have few outside options and would presumably face high costs, or have even lower suc-
76 cess if they tried to challenge for the dominant status or to reproduce independently (Alexander (1974),
77 Vehrencamp (1983)). An alternative assumption however is that both dominants and subordinates gain
78 from arranging themselves in a hierarchy to avoid the overt fighting that occurs whenever differentially ag-
79 gressive individuals repeatedly interact (West (1967)). All individuals make a compromise, such that they
80 all balance the potential benefits of their respective positions with the potential costs (Williams (1966)).

81 Previous reviews have found that while high ranking female mammals frequently appear to have higher
82 reproductive success, there are many populations where such an association has not been found (Pusey
83 (2012), Clutton-Brock and Huchard (2013)). Most studies that brought together such data have focused
84 on primates and generally only provided qualitative summaries of the evidence, sometimes using a limited
85 number of fitness proxies (Fedigan (1983), Ellis (1995), Stockley and Bro-Jørgensen (2011)). One meta-
86 analysis across primates investigated whether life history might mediate the strength of the association
87 between dominance and reproductive success and found that high-ranking females had higher fecundity
88 benefits in species with a longer lifespan (Majolo et al. (2012)). However, there has been no study si-
89 multaneously examining the effect of life-history, social and ecological factors in modulating the benefits of
90 social dominance. Similarly, there has been no quantitative assessment of the potential factors that may
91 mitigate the relationship between rank and reproductive success to explain those cases where high rank is
92 not beneficial. Here, we investigate the extent and sources of variation in the effect of dominance rank on
93 female reproductive success across social mammals. Our study builds on the long history of research on
94 dominance interactions (Strauss et al. (2022)) by bringing together effect sizes of the relationship between
95 rank and reproductive success from diverse mammalian societies, and we add socio-ecological predictor
96 variables that have not been included in earlier analyses.

97

98 **Objective**

99 In this study, we present a quantitative assessment of the strength of the relationship between female dom-
100 inance rank and reproductive success in social mammals and explore factors that might mediate this rela-
101 tionship. Our objective is to identify the ranges of variation in the relationship between rank and reproductive
102 success and to investigate how this relationship is influenced by differences in life-history, ecology, and so-
103 ciality. We addressed our objective through the following questions, by testing the corresponding four core
104 predictions, which each break into a number of secondary predictions (see results):

105 **1) Does high rank generally lead to higher reproductive success for females in social mammals?**

106 We expected that, overall, high dominance rank has a positive effect on reproductive success, based on the

107 previously published reviews and meta-analyses.

108 **2) What are the life history traits that mediate the benefits of rank on reproductive success?** We
109 expected that dominants have higher reproductive success predominantly in species in which females have
110 the ability to quickly produce large numbers of offspring, because reproductive competition may be most
111 intense in those species that invest heavily in reproduction, and the consequences of such competition may
112 be more detectable due to the potential for large variance in reproductive success among females in such
113 species

114 **3) What are the ecological conditions that mediate the benefits of rank on reproductive success?**
115 We expected that differences in reproductive potential would be particularly marked where within-group
116 contest competition for resources is expected to be largest, that is when resources are limited and monop-
117 olizable.

118 **4) What are the social circumstances that mediate the benefits of rank?** We expected that the associ-
119 ation between dominance rank and reproduction is stronger in species living in more stable and structured
120 social groups, where rank differences may be pronounced, and stable over long periods.

121

122

123 **Methods**

124 **Literature search**

125 The literature search was performed by S & DL. We started with the references in previous major reviews
126 and meta-analyses on the association between dominance and reproduction in female mammals (see below
127 for inclusion criteria): Fedigan (1983) (8 effect sizes on female primates entered), Ellis (1995) (16 effect
128 sizes entered / 5 not entered on female non-primates, 38 effect sizes entered / 22 not entered on female
129 primates), Brown and Silk (2002) (28 effect sizes entered / 7 not entered on female primates), Stockley
130 and Bro-Jørgensen (2011) (12 effect sizes entered / 2 not entered on female non-primates, 11 effect sizes
131 entered / 1 not entered on female primates), Majolo et al. (2012) (26 effect sizes entered / 2 not entered on
132 female primates), Pusey (2012) (45 effect sizes entered / 2 not entered on female primates), and Clutton-
133 Brock and Huchard (2013) (8 effect sizes entered / 1 not entered on female primates, 6 effect sizes entered
134 / 1 not entered on female non-primates) (some effect sizes appear in multiple studies, leading to a total of
135 136 effect sizes) (using Pubmed, 22 May 2019 - 13 June 2019). Next, we searched Google Scholar and
136 Google Search with the following terms: “dominance AND female AND mammal AND reproductive success
137 OR reproduction” (04 July 2019 - 31 July 2019; 143 additional effect sizes), “rank AND female AND mammal
138 AND reproductive success OR reproduction” (14 September 2019 - 13 November 2019; 90 additional effect
139 sizes), and “sex ratio AND dominance AND female AND mammal” (11 February 2020 - 06 March 2020; 75
140 additional effect sizes).

141 We checked the titles and abstracts to identify studies that observed dominance interactions and reproduc-
142 tive success in social groups of interacting female non-human mammals. We limited our checks to the
143 first 1000 results for all searches as automatically sorted by the respective search engine (sorted by ‘rele-
144 vance’ on Google Scholar). We selected studies that measured the association between dominance rank
145 and at least one aspect of female reproductive success and reported the data or a test-statistic. For both
146 dominance and reproductive success, we only included studies that had direct measures, not secondary
147 indicators. For dominance, we excluded studies where authors did not explicitly determine dominance rela-
148 tionships and only assumed that traits such as size, presence in core areas, or reproductive success itself
149 indicate dominance. We did however include studies where authors established dominance hierarchies,
150 found that they are associated with some other trait such as size or condition, and subsequently used the
151 other trait to rank individuals. For reproductive success, we similarly excluded studies that reported asso-
152 ciations of dominance rank with traits whose links with reproductive success were indirect or had not been
153 tested. Studies we excluded reported, for example, associations between dominance rank and mating fre-
154 quency, priority of access to food resources, or differences in ranging behaviour. We included all kinds of
155 academic publications, from primary articles published in peer-reviewed journals through reviews, books
156 and book chapters, and unpublished PhD theses.

157 **Variables, their definitions, and their sources**

158 **Variables coded directly from the relevant publications:**

159 All data from the literature search on publications reporting the effect of dominance rank on reproductive
160 success were entered prior to the first submission of the preregistration. S and DL performed the data
161 extraction. We initially coded eight papers independently, for which we both extracted the same values and

162 classified the approaches in the same way. S and DL also independently went through the studies included
163 in Majolo et al. (2012) and agreed on which to include and which not. After this, S and DL independently
164 identified and coded articles, with occasional cross-checks and discussions of any border line cases. We
165 extracted the relevant information to calculate the effect sizes and their associated variance. In addition,
166 we coded a set of variables to characterize the methodological approach. The dataset contains 444 effect
167 sizes from 187 studies on 86 mammalian species.

168 *Z-transformed effect size*: we converted all effect sizes to Z-transformed correlation coefficients (Z_r). In
169 cases where articles reported a pairwise correlation coefficient, we directly use this value. In cases where au-
170 thors had used alternative statistical approaches (e.g. t-test comparison between two groups of individuals),
171 the test statistics were converted to the statistic 'r' using formulas provided by Lakens (2013), Lajeunesse
172 et al. (2013), and Wilson (2019). In cases where authors reported individual-level data reflecting domi-
173 nance rank and reproductive success (for example in the form of a table that listed for groups of dominants
174 and subordinates their mean and deviation of reproductive success or for every individual their rank and
175 reproductive success), we calculated correlation coefficients directly from a 2-by-2 frequency table (when
176 comparing classes of high- to low-ranking individuals) or from linear regressions (when individuals had con-
177 tinuous ranks). In cases where studies simply stated that "all dominants bred but none of the subordinates"
178 we assumed an error of 0.5% for both dominants not breeding and subordinates breeding to obtain the
179 sampling variance estimates. We extracted separate effect sizes for each reported analysis: for example, if
180 authors reported separately associations between dominance rank and mortality of offspring to 1 year and to
181 independence, we obtained two effect sizes from this population reflecting infant survival. We Z-transformed
182 all correlation coefficients to control for the asymptotic distribution of these values. We changed the sign of
183 the effect sizes to make them consistent across studies. This was necessary because dominance rank was
184 coded differently across studies, for example sometimes studies assigned dominant individuals the lowest
185 value by starting a count from 1, whereas in other cases they were assigned the highest value to reflect the
186 proportion of other females they are dominant over. We set the sign of effect sizes such that positive values
187 mean that higher ranking individuals have shorter interbirth intervals, higher survival as adults and of their
188 infants, higher infant production (e.g. larger litter sizes, higher probability of breeding), and higher lifetime
189 reproductive success (e.g. higher total number of offspring weaned).

190 *Sample size*: we recorded the sample size for the relevant statistical comparison (number of females, num-
191 ber of offspring, number of matriline etc.).

192 *Sampling variance*: we calculated the sampling variance of the effect sizes based on the correlation coef-
193 ficient r and the sample size, using the formulas provided by Wilson (2019). The standard error, which is
194 alternatively used in some approaches, is the square root of the sampling variance (Viechtbauer (2010)).

195 *Species identity*: we recorded the common name and the latin species name as listed by the authors. We
196 referred to the Mammal Diversity Database (Burgin et al. (2018)) to resolve instances where species attri-
197 butions had been changed since the publication of the original study.

198 *Study site*: we recorded the name of the study site as listed by the authors in the method section. The focus
199 of this variable is to determine whether multiple observations are from the same species from the same
200 study population, and we accordingly assigned different names for the study site label in case two or more
201 different species had been studied at the same site.

202 *Measure of reproductive success*: we recorded which aspect of reproduction dominance rank was associ-
203 ated with. We classified reproductive traits into six classes: - age at first reproduction (includes age at first
204 birth, age at first conception, age at first menstrual cycle); - infant survival (includes rates of mortality of
205 offspring prior to their independence; proportion of pregnancies carried to birth); - survival (includes rates
206 of mortality of females per year, age at death); - infant production (includes litter size, offspring weight, litter
207 mass, number of offspring per year, probability of birth in a given year, number of surviving infants per year);
208 - interbirth interval (includes time between live births, number of cycles to conception, number of litters per
209 year); - lifetime reproductive success (includes total number of offspring born or surviving to independence
210 for females who had been observed from first reproduction to death).

211 *Classification of rank*: we recorded the approach the authors had used to assign dominance positions to
212 individuals, distinguishing between those based on aggressive/submissive interactions between pairs of
213 individuals and those based on other traits such as age, size, or which female was the first to reproduce.

214 *Scoring of rank*: we recorded whether in the analyses individuals were assigned a specific, continuous rank
215 position or whether individuals were classified into rank categories (dominant versus subordinates, high-
216 versus middle- versus low-ranking).

217 *Duration of study*: we recorded the number of years that authors had observed the individuals (anything
218 less than one year was assigned a value of 1).

219 *Population type*: we recorded whether the population was free-living, provisioned, or captive based on the
220 authors descriptions.

221 *Social group size*: we recorded the average number of adult females per group in the study population,
222 based on the information provided in the manuscripts. We relied on the definition of a social group as used
223 by the respective authors, which might include associations of females in: singular-breeder cooperative
224 groups (as in wolves or meerkats); stable groups of multiple breeding females (as in baboons or hyenas);
225 or breeding associations defined by physical proximity (as in bighorn sheep or antelopes). We will have a
226 separate coding of the social system (see below).

227 **Variables extracted from the broader literature for each species/population:**

228 The following data were added prior to the analyses. For most of these, we extracted information from the
229 relevant papers or publications reporting on the same population. For some of these, we used previously
230 published species' averages, because records from each population for each specific period during which
231 the effect of dominance rank on reproductive success were measured were not available for a large enough
232 sample. We list sources we used to obtain these data.

233 *Litter size*: the number of offspring per birth; data available for each population, we used the average as
234 reported by the authors (based on the data in Jones et al. (2009)).

235 *Interbirth interval*: the time in months between consecutive births; data available for a limited set of popu-
236 lations, we used the average as reported by the authors. Given that population specific data was available
237 for only a very limited subset, we added species-level averages (based on the data in Jones et al. (2009)).

238 *Maximum lifespan*: the maximum time in months that an individual of that species has been recorded to live
239 for (based on the data in Jones et al. (2009)).

240 *Cooperative breeding group*: whether social groups usually contain a single breeding female and additional
241 non-breeding adult females that help to raise the offspring of the breeding female. Group membership for
242 females is usually closed and changes occur through birth and death or fissioning of existing groups. This
243 classification is in contrast to plural breeding groups and breeding associations (see below); data available
244 for each population, we used the description of the social system in the population as reported by the authors.

245 *Plural breeding group*: whether social groups usually contain multiple breeding females that remain together
246 for extended periods of time. It includes both groups in which females are philopatric or disperse. Females
247 form differentiated relationships with other group members. This classification is in contrast to cooperative
248 breeding groups and breeding associations (see above/below); data available for each population, we used
249 the description of the social system in the population as reported by the authors.

250 *Breeding association*: whether social groups consist of multiple breeding females that associate either in
251 space or by mutual attraction. Group membership is fluid and associations among individuals can rapidly
252 change. This classification is in contrast to cooperative breeding groups and plural breeding groups (see
253 above); data available for each population, we will use the description of the social system in the population
254 as reported by the authors.

255 *Dominance system*: whether dominance rank of females appears to depend primarily on (i) their age, (ii)
256 their physical attributes such as body size, or (iii) nepotism in the form of support from their mother or
257 from same-aged group members. Data available from a subset of populations, to which we added data
258 from primary reports of species-level classifications from other populations assuming that this trait is usually
259 stable across populations within species (references listed in the data file).

260 *Philopatry*: whether females have the majority of their offspring in the same social groups or in the same
261 location in which they have been born or whether females disperse to other groups or locations to reproduce;
262 data from species-level descriptions of female behaviour (based on the data in Barsbai et al. (2021)).

263 *Monopolizable resources*: whether the gross dietary category of a species is based on monopolizable re-
264 sources (carnivory, frugivory), or non-monopolizable resources (herbivory, or omnivory) (based on the data
265 in Wilman et al. (2014)).

266 *Environmental harshness*: whether the average climatic conditions experienced by the species are charac-
267 terized by cold temperatures, low rainfall, and unpredictability (based on the data and principal components
268 summarizing climate data in Botero et al. (2014)).

269 *Population density*: the average number of individuals per square kilometer for the species (based on the
270 data in Jones et al. (2009)).

271 *Average and variance in relatedness among group females*: the average and variance in relatedness mea-
272 sured using genetic approaches among adult females within the same group as reported for this species;
273 data available from a subset of the populations (references listed in the data file).

274 *Coalition formation*: whether adult females form coalitions with other female group members to support each
275 other during within-group aggressive interactions; data from species-level descriptions of female behaviour
276 (based on the data in Lukas and Clutton-Brock (2018)).

277 *Sexual dimorphism in body weight*: we calculated sexual dimorphism following the two step approach of

278 Smith (1999) as the average weight of males divided by average weight of females if males are heavier than
 279 females and as 2 minus the average weight of females divided by the average weight of males otherwise
 280 (based on data in: Jarman (1983), Loison et al. (1999), Smith and Cheverud (2002), Isaac (2005), and
 281 Kappeler et al. (2019))

282 *Male infanticide*: whether adult males in that species kill offspring (based on the data in Lukas and Huchard
 283 (2014)).

284 *Adult sex ratio*: the ratio of the average number of adult males divided by the sum of the average number
 285 of females and males per social group of that species. We took species' averages to reflect adaptation to
 286 likely levels of potential sexual conflict because several of the studies from which we extracted effect sizes
 287 had captive or experimental settings or only reported the number of females that were included in the study
 288 (based on the data in Barsbai et al. (2021)).

289 Phylogeny

290 We generated a single consensus phylogeny for the mammalian species in our sample from the most recent
 291 complete mammalian time-calibrated phylogeny (Upham et al. (2019)). We downloaded a credible set of
 292 1000 trees of mammalian phylogenetic history from vertlife.org/phylosubsets/ (July 2020) and used TreeAn-
 293 notator (version 1.8.2 in BEAST: Drummond et al. (2012)) to generate a maximum clade credibility (MCC)
 294 tree (median node heights and a burn in of 250 trees). We trimmed the tree to match the species in our
 295 sample (in one instance using a close relative, */Canis lupus/* instead of */Canis familiaris/*) and converted
 296 branch lengths using functions of the package ape (Paradis and Schliep (2019)).

297 Analyses

298 We performed all analyses in the statistical software R (version 4.0.3; R Core Team (2020)). We built
 299 separate models for each prediction. For some predictor variables, we could not find data to match to all
 300 observed effect sizes, and excluded these cases with missing data from the respective analyses. We report
 301 the sample size for each analysis. To assess the robustness of the findings and whether modeling decisions
 302 might have an influence on our results, we used a frequentist and a Bayesian approach to build the statistical
 303 models. We fit meta-analytic multilevel mixed-effects models with moderators via linear models using the
 304 function "rma.mv" in the package metafor (Viechtbauer (2010)), taking into account the sampling variance as
 305 measurement error and including models that account for the potential correlations among effect sizes due
 306 to shared phylogenetic history among species (Nakagawa and Santos (2012)). The phylogenetic multilevel
 307 meta-analysis has $ObservedFisherZr_n$ as the effect size for the n th study ($n=1, \dots, N_{study}$), μ is the
 308 meta-analytical mean (or intercept), m_n is a sampling (measurement) error effect for the n th study, e_n is
 309 the effect-size-specific (within-study) residual term for the n th effect size and \mathbf{e} is a 1 by N_{study} vector of
 310 e_j which is normally distributed around zero with within-study variance σ_e^2 , $u_{j[n]}$ denotes the study-specific
 311 effect for the n th study ($n=1, \dots, N_{study}$) applied to the n th effect size ($i=1, \dots, N_{effect-size}$), s_k as the
 312 species-specific effect, which is not part of the phylogenetic effect with \mathbf{s} as a 1 by $N_{species}$ vector of s_k
 313 which is normally distributed around zero with species specific variance σ_s^2 , plus a_k as the phylogenetic
 314 effect for the k th species, with \mathbf{A} as a $N_{species}$ by $N_{species}$ correlation matrix of the distances between
 315 species:

$$\begin{aligned}
316 \quad & \text{ObservedFisherZr}_n = \mu + \alpha_{k[n]} + s_{k[n]} + u_{j[n]} + e_n + m_n \\
317 \quad & m \sim N(0, M) \\
318 \quad & u \sim N(0, \sigma_u^2 I) \\
319 \quad & e \sim N(0, \sigma_e^2 I) \\
320 \quad & s \sim N(0, \sigma_s^2 I) \\
321 \quad & a \sim N(0, \sigma_a^2 A)
\end{aligned}$$

322

323 Second, we estimated relationships with Bayesian approaches as implemented in the package rethinking
324 using the function “ulam” (McElreath (2020)) to fit with Markov chain Monte Carlo estimation in stan (Stan
325 Development Team (2020)). For the Bayesian models, we fit multilevel models that include the sampling
326 variance as measurement error (Kurz (2019)) and the shared phylogenetic history as a covariance matrix.
327 Weakly regularizing priors were used for all parameters. We drew 8000 samples from four chains, checking
328 that for each the Gelman-Rubin convergence diagnostic ‘R-hat’ values are less than 1.01 indicating that
329 the Markov chains have converged towards the final estimates. Visual inspection of trace plots and rank
330 histograms were performed to ensure that they indicated no evidence of divergent transitions or biased
331 posterior exploration. Posteriors from the model were used to generate estimates of the overall effect size
332 and the influence of potential moderators. We detail model construction in the following: we first assess
333 whether species and population identity create dependencies amongst the measured effect sizes. If so, we
334 include these factors through covariance matrices reflecting the dependence across measurements. The
335 models take the following form: we assume that each transformed effect size ‘Observed Fisher Zr’ we
336 extracted from the articles (individual effect sizes indexed by ‘n’) is a reflection of the ‘True Fisher Zr’ effect
337 size of that population that was measured with some error, with the extent of the error related to the observed
338 ‘Variance’ of each effect size; the ‘True Fisher Zr’ effect sizes come from an overall distribution, the mean
339 ‘ μ ’ of which depends on an intercept ‘ α ’ and the influence of the respective predictor variables modulated
340 by a modifier ‘ β ’, with the prior for α and β centered around zero assuming effect sizes can be both positive
341 and zero and that the predictor variable might have no effect; similarity in the variance σ^2 between the ‘True
342 Fisher Zr’ as arranged in a pairwise matrix K between species ‘i’ and ‘j’ that transforms the extent of the
343 shared phylogenetic history D among species pairs ‘i’ and ‘j’, assumed to follow a Gaussian process with
344 a multinormal prior with the parameters η^2 (covariance among closely related species) and ρ^2 (decline in
345 covariance as phylogenetic distance increases), whose priors are constrained between 0 and 1:

$$\begin{aligned}
346 \quad & \text{ObservedFisherZr}_n \sim \text{Normal}(\text{TrueFisherZr}_n, \text{Variance}_n) \\
347 \quad & \text{TrueFisherZr}_n \sim \text{MVNormal}(\mu, \sigma^2) \\
348 \quad & \mu = \alpha + \beta_{\text{explanatory}[i]} \\
349 \quad & \alpha \sim \text{Normal}(0, 1) \\
350 \quad & \beta_{\text{explanatory}[i]} \sim \text{Normal}(0, 0.5) \\
351 \quad & \sigma^2 \sim \text{MVNormal}(0, K(i, j)) \\
352 \quad & K(i, j) = \eta^2 \exp(-\rho^2 D_{i,j}) \\
353 \quad & \eta^2 \sim \text{Exponential}(1) \\
354 \quad & \rho^2 \sim \text{Exponential}(1)
\end{aligned}$$

355

356 We determined whether a variable had a relationship with the variation in the effect of dominance rank
357 on reproductive success when the interval (for metafor the 95% confidence interval of the estimate; for
358 rethinking the 89% compatibility estimate of the posterior sample) of the estimated association did not cross
359 zero (continuous variable) or the contrast between levels did not cross zero (categorical variable), indicating
360 that our data show a consistent positive/negative association. We provide all code showing the setup of the
361 various models and the plots, the input files containing the data and phylogeny (see the “Data and Code
362 Availability” section for the archived versions or the linked github repository. In addition, the github repository
363 also contains a simulated dataset with the same structure as the actual data, which we used to assess the
364 fit of our models in the preregistration.

365

366 Preregistration

367

368

369 We preregistered hypotheses, methods, and analysis plans: https://dieterlukas.github.io/Preregistration_MetaAnalysis_RankSuccess.html

371 The literature search was completed before the first submission of the preregistration. All variables that
372 were coded directly from the source publications (Z transformed effect size, variance, sample size, species
373 identity, aspect of reproductive success, classification of rank, duration of study, population type, and social
374 group size) were also entered prior to the first submission. In July 2019, S worked with a preliminary subset
375 of the data (143 effect sizes), and investigated publication bias, the overall mean and variance in effect
376 sizes, and whether effect sizes differed according to which reproductive output was measured. We added
377 the data on the following explanatory variables and started analyses in July 2020 after the preregistration
378 passed pre-study peer review at *Peer Community In Ecology*: Paquet (2020) Peer Community in Ecology,
379 100056. [10.24072/pci.ecology.100056] (<https://doi.org/10.24072/pci.ecology.100056>)

- 380 • litter size, litters per year, and population density for the respective species
- 381 • cooperative vs plural vs associate breeding from the descriptions in the respective population from the
382 articles from which we obtained the effect sizes
- 383 • dominance system from additional references on the species
- 384 • philopatry of the respective species
- 385 • diet category of the respective species
- 386 • environmental harshness across the range of the respective species
- 387 • coalition formation in the respective species
- 388 • sexual dimorphism in body weight
- 389 • male infanticide
- 390 • sex ratio among adult group members
- 391 • average relatedness from the articles from which we obtained the effect sizes or additional references
392 matching the exact population
- 393 • we did not collect data on variance in relatedness because it was not possible to extract this information

394 from most studies reporting relatedness levels

395 **Changes from preregistration**

396 **Additional variables:** We added data on the maximum lifespan of species to address Prediction 4.2. We
397 realized that whether a study should be considered short- or long-term depends on the lifespan of the focal
398 species. We used the information on the number of years a study had been conducted together with the
399 maximum lifespan data to calculate the relative duration of a study as the number of years the study had
400 lasted divided by the maximum lifespan of the species.

401 We added data on the dominance style of macaque species after noting that these species constitute a
402 large proportion of our sample. Across macaque species, dominance interactions among females in a
403 group have been assigned into one of four grades, ranging from egalitarian species in Grade 1 to highly
404 despotic species in Grade 4 (Thierry (2007)). We were interested to assess the effect of dominance style
405 on the benefits of dominance. We extracted the data on the dominance style for the species in our sample
406 from Balasubramaniam et al. (2012)

407 We changed how we calculated sexual dimorphism in body weight. We had previously taken the ratio of
408 male weight divided by female weight. A collaborator on a different project, in which we also use sexual
409 dimorphism in body weight as a variable, alerted us to the article by Smith (1999) which shows that this
410 simple ratio is biased because its distribution across species is non-linear resulting in asymmetries when
411 females are the larger sex (as example, assume a species where individuals of one sex are 10kg and
412 individuals of the other sex are 8kg; if males are the larger sex the simple ratio would indicate that the larger
413 sex is 25% larger [$10/8=1.25$]; however, if females were the larger sex it would indicate that the larger sex
414 is only 20% larger [$8/10=0.80$]). We therefore switched to formula provided in this article, calculating sexual
415 dimorphism as the average weight of males divided by average weight of females if males are heavier than
416 females and as two minus the average weight of females divided by the average weight of males otherwise.

417 **Outlier check:** Before running the analyses, we made a funnel plot of the standard error over the effect size,
418 where we noticed three outlier data points. We realized that for these three entries (EffectRefs 425, 427,
419 and 428) we had used the wrong formula to calculate the effect size and variance. All of these are studies
420 of multiple groups of *Callithrix jacchus*, each with a small number of females. For these three studies, we
421 had erroneously used the 2-by-2 frequency tables to calculate the standardized mean difference, not the
422 correlation coefficient. We corrected the values for these three entries before performing any of the analyses.

423 **Sampling bias:** The funnel plot of the complete dataset showed a strong asymmetry, indicating that our
424 sample is biased towards including many studies with low precision and high positive effect sizes. To better
425 illustrate this sample bias, we used a different way to plot the data (Nakagawa et al. (2021b)) that was
426 suggested after we had written our preregistration. We also added further analyses, based on functions in
427 the packages 'metafor' (following Nakagawa et al. (2021a)) and 'rethinking' (following McElreath (2020)),
428 to determine the potential causes of the bias in our sample and the influence on what effects should be
429 expected in new samples.

430 **Multivariate analyses:** We constructed the multivariate analyses after completing the univariate analyses.
431 Specifically, one set of analyses investigates the potential difference between cooperative breeders and

Changes from pre-reproductive to reproductive: Dominance rank and female reproductive success

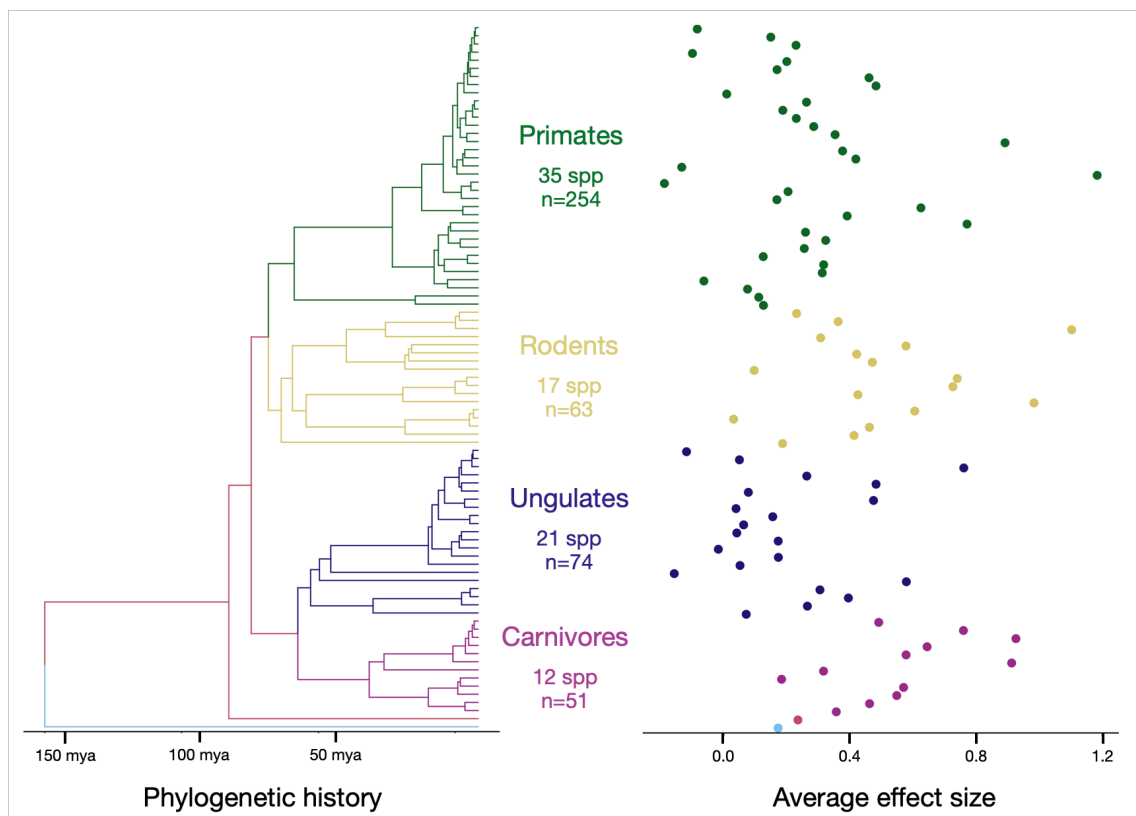
432 plural/associated breeders, and others more specific links between likely linked variables.

433

434 **Results**

435 We extracted 444 effect sizes of the relationship between dominance rank and reproductive success of fe-
 436 male mammals from 187 studies on 86 species during our literature search (Figure 1). More than half of the
 437 effect sizes are from primate species (253 effect sizes), with macaques (109) and baboons (76) a particular
 438 focus for this research. About two thirds (283) of the reports are from wild populations; rank was predomi-
 439 nantly determined on the basis of aggressive interactions (407) rather than on other measures such as age
 440 or size (37); and it was about equally frequent that researchers classified rank categorically as dominant
 441 versus subordinate (251) than continuously from highest to lowest (193). Most of the reported effects link
 442 dominance rank to infant production (198) followed by infant survival (113), with fewer effects reported on
 443 interbirth intervals (46), lifetime reproductive success (34), survival (30), or age at first reproduction (23).

444



445

446 **Figure 1.** Phylogenetic distribution of the effect sizes in our dataset. Most effect sizes came from studies
 447 of primates (green: 254 effect sizes from 35 different species), followed by ungulates (blue: 74 effect sizes
 448 from 21 different species), rodents (yellow: 63 effect sizes from 17 species), and carnivores (purple: 51
 449 effect sizes from 12 species), plus a single effect size each from hyraxes (red) and marsupials (aqua).
 450 Effect sizes (averaged when multiple values exist for a given species) vary even among closely related
 451 species, though there are slight differences among Orders (e.g. carnivores generally have high effect sizes,
 452 for more details see below).

453

454

455 **1) Does high rank generally lead to higher reproductive success for females in social mammals?**456 *Prediction 1.1: Publication bias does not influence our sample of effect sizes.*

457 We did not predict a publication bias, and accordingly no relationship between effect sizes and sample size.
458 A publication bias would be indicated if our sample does not contain many studies showing small effect sizes
459 with small sample sizes. Most studies set out to test if high dominance might lead to both benefits and costs
460 and therefore are likely to report also small effect sizes, and previous meta-analyses did not detect signals
461 of publication bias (e.g. Majolo et al. (2012)).

462

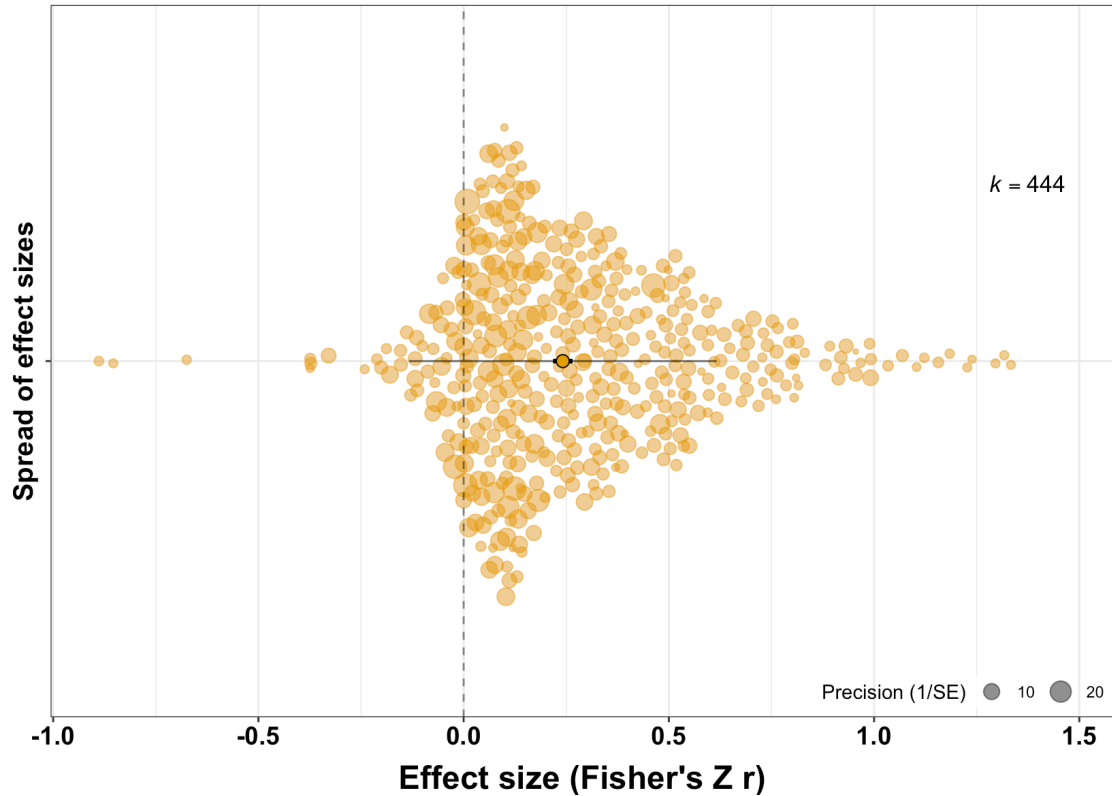
463 **Result 1.1: Our sample shows several biases**

464 A visual inspection of an orchard plot of the raw data of the range of effect sizes indicates a sample bias,
465 showing that extreme effect sizes tend to be of low precision and that there is an overrepresentation of
466 positive effect sizes (Figure 2).

467

468 There are potentially (at least) three sources of sample bias, the first being 'publication bias' with studies
469 with low effect sizes (not reaching traditional levels of significance) not ending-up in the published literature,
470 the second being 'study system bias' with research focusing on populations where it is easy to detect effects
471 (e.g. cooperative breeders), and the third being 'study time bias' with studies performed over shorter time
472 frames generally being more imprecise. We added further post-hoc analyses to investigate these patterns
473 individually here, and in combined models after identifying which study systems might show different effect
474 sizes (section R5.1).

475



476

477 **Figure 2.** Orchard plot displaying the spread of the 444 effect sizes in our sample (each dot represents
 478 a single effect size, the size of the dot indicates the precision). Overall, most studies report a positive
 479 association between dominance rank and reproductive success (darker circle in the center indicates the
 480 mean, thick black edge right next to circle indicates precision interval, thin black lines extending from darker
 481 circle the confidence interval of the estimate). Our sample does show bias, with effect sizes not distributed
 482 symmetrically around the center but showing an overrepresentation of highly positive values.

483

484

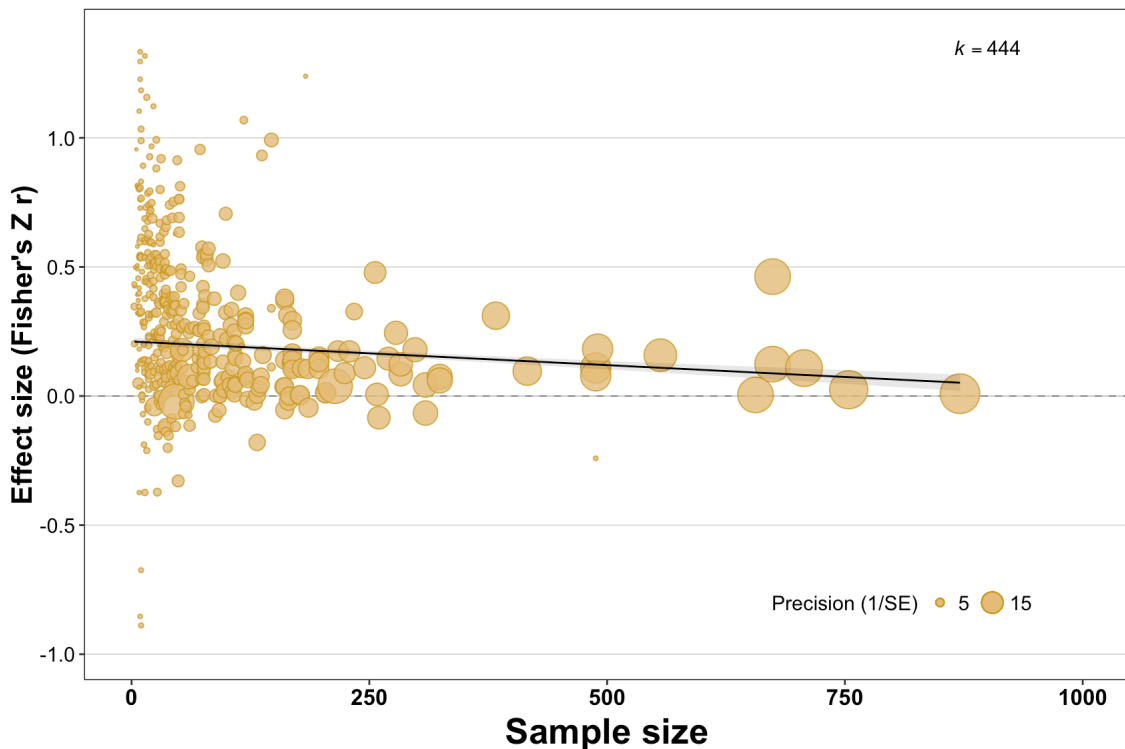
485 We applied tests for 'publication bias' that expect a standard distribution of p-values (Preston et al. (2004))
 486 to our data, which suggest that effect sizes with a p-value smaller than 0.05 are about four times more likely
 487 to be reported than effect sizes with a p-value larger than 0.50.

488 Studies with smaller sample sizes have a higher risk to report inflated effect sizes due to a higher likelihood of
 489 Type I and Type II errors. In our dataset, the average effect sizes at smaller sample sizes are more extreme
 490 than those at larger sample sizes (effect sizes range from -0.89 to +1.33 for studies with a sample size of
 491 20 or smaller, while for studies with sample sizes larger than 20 they range from -0.37 to +1.24). However,
 492 it is not just that the spread of values is larger for studies with smaller sample sizes, but the positive bias
 493 in effect sizes we observe decreases with the sample size of studies (metafor estimate 95% confidence

494 interval lower -0.03 to upper -0.02, rethinking estimate 89% compatibility estimate of posterior sample lower
495 -0.09 to upper -0.04) (Figure 3). This supports a 'publication bias', where studies with small sample sizes
496 that did not show a positive effect are missing from the literature. However, the estimate of the intercept
497 and slope of this model linking effect size to sample size shows that, across the range of sample sizes, the
498 estimate of the overall effect size does not go below zero (see line in Figure 3). This indicates that females
499 with higher rank have higher reproductive success across the range of sample sizes.

500

501



502

503 **Figure 3.** Relationship between the effect size of dominance rank on female reproductive success and
504 the sample size of the study. Studies with smaller sample sizes show more extreme effect sizes, and also
505 indications of potential publication bias as there are more extremely positive values than what would be
506 expected based on the average effect sizes of studies with larger sample sizes.

507

508

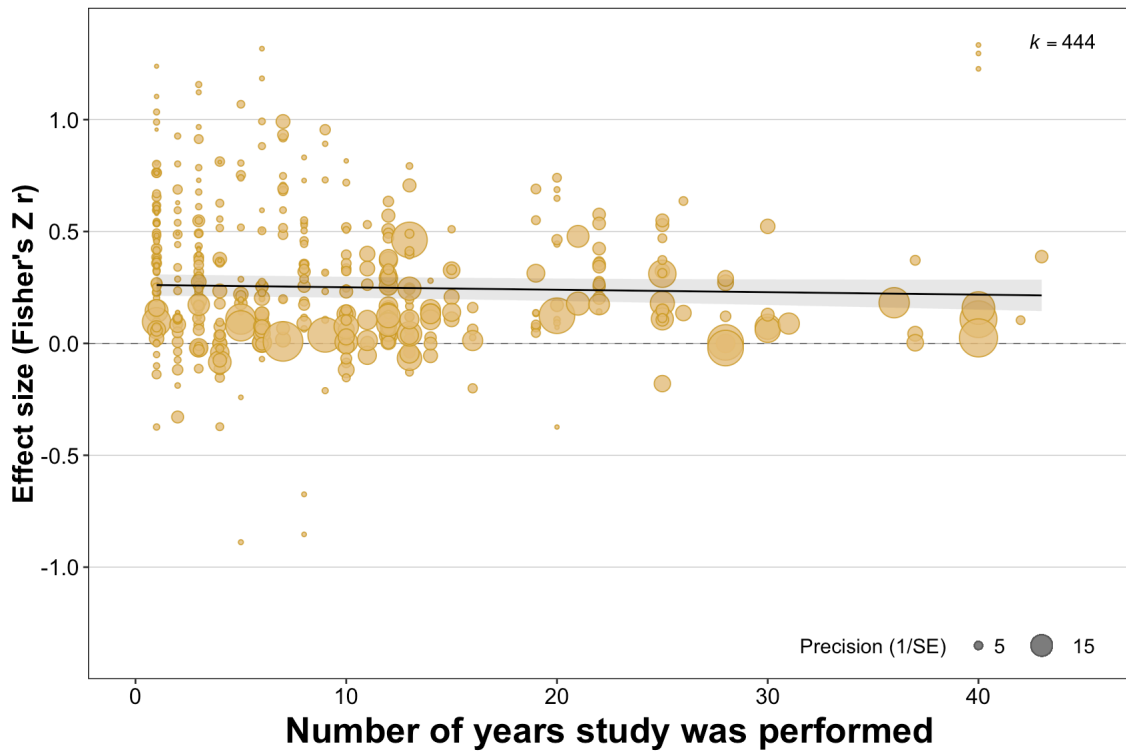
509 The base analyses also indicate that at least part of the sample bias might result from 'study system bias',
510 because they reveal substantially more differences (high heterogeneity) among studies than what would
511 be expected by chance if all studies reflected a single underlying effect (total heterogeneity / total variability:
512 73.37%). Given the diversity of studies in our sample, we did not expect that the effect sizes represent a
513 sample from a single distribution: for example, studies of offspring mortality tend to have larger sample sizes

514 (because each mother can have multiple offspring) and we predict different effect sizes for these studies.
515 Sections R2 - R4 present the specific analyses for each prediction to assess each of the factors potentially
516 leading to differences between effect size estimates, and we combine them in section R5.1.

517

518 Finally, including the study duration (in years) as a predictor of the effect sizes also indicates that our sample
519 shows 'study time bias'. Effect sizes are lower when studies have been conducted for longer (metafor
520 estimate 95% confidence interval lower -0.01 to upper 0.00, rethinking estimate 89% compatibility estimate
521 of posterior sample lower -0.05 to upper 0.00), but in particular the variance is reduced once a study has
522 been running for 10 or more years (Figure 4).

523



524

525 **Figure 4.** Relationship between the measured size of the effect of dominance rank on female reproductive
526 success and study duration. Studies that have been conducted for 10 or more years tend to have higher
527 precision (larger circle) and tend to be closer to the overall mean.

528

529

530 *Prediction 1.2: Overall, high dominance rank will be associated with higher reproductive success.*

531 We predicted that, taking into account the power of the different studies, the combined effect of high rank on
532 reproductive success will be positive. Previous studies that summarized existing evidence (e.g. Majolo et

533 al. (2012), Pusey (2012)) found that high ranking females generally have higher reproductive success than
534 low ranking females.

535

536

537 **Result 1.2 Positive overall effect of higher rank on reproductive success**

538 We constructed an intercept-only meta-analytic base model to test for a general effect of dominance rank on
539 reproductive success. Across our sample, there is consistent evidence that females with higher dominance
540 rank have higher reproductive success (metafor estimate of overall effect size lower +0.22 to upper +0.27,
541 rethinking estimate lower +0.26 to upper +0.30; the metafor estimate here and in the additional models is
542 lower than the rethinking estimate because the statistical approach of the former expects the data to be
543 more symmetrical than they are (see Figure 2 for the bias) while the rethinking approach pools information
544 from the available heterogeneous data, such that the metafor estimate is closer to the median of the raw
545 data of 0.23 and the rethinking estimate closer to the mean of 0.29). This overall effect means, for example,
546 that in groups with two individuals dominants would have 0-6 offspring while subordinates would have 0-4
547 offspring (see Discussion). Yet there is large variation in our sample, with effect sizes ranging from -0.89 to
548 +1.33 (Figure 2).

549

550 *Prediction 1.3: Effect sizes from the same population and the same species will be similar.*

551 We predicted that studies that have been conducted on the same species, and in particular at the same site,
552 will report similar effects of dominance rank on reproductive success. For some long-term studies, multiple
553 studies have been performed using slightly different methods and/or data from different years which might
554 include the same set of individuals leading to very similar effect size estimates. For studies of the same
555 species from different sites, we expected similarities because many aspects of the life-history and social
556 system that will shape the relationship between rank and reproductive success will be conserved.

557

558

559 **Result 1.3: Similarity of effect sizes from the same study and from the same species**

560 To the base model, we added random effects to account for non-independence due to effect sizes originating
561 from within the same study, from studies performed on the same population and on the same species. The
562 estimate of the overall effect size did not change in this model accounting for non-independence (metafor
563 estimate of overall effect size when accounting for non-independence lower +0.22 to upper +0.31, rethinking
564 estimate lower +0.26 to upper +0.35) from the overall effect estimated in the base model. Effect sizes from
565 the same species and the same study, but not from the same population, tend to be similar to each other.
566 The absence of a population effect could be because the 'study' and 'population' effects are likely to be
567 confounded, as there are very few observations of the same population but from different studies in our
568 dataset. Alternatively, it could be that effects do not vary much across populations of the same species,
569 which is also indicated by the absence of differences between wild and captive populations (see below), with
570 differences among studies of the same species mostly due to differences in the choice of measurement.

571

572 *Prediction 1.4: Closely related species will show similar effects of dominance rank on reproductive success.*

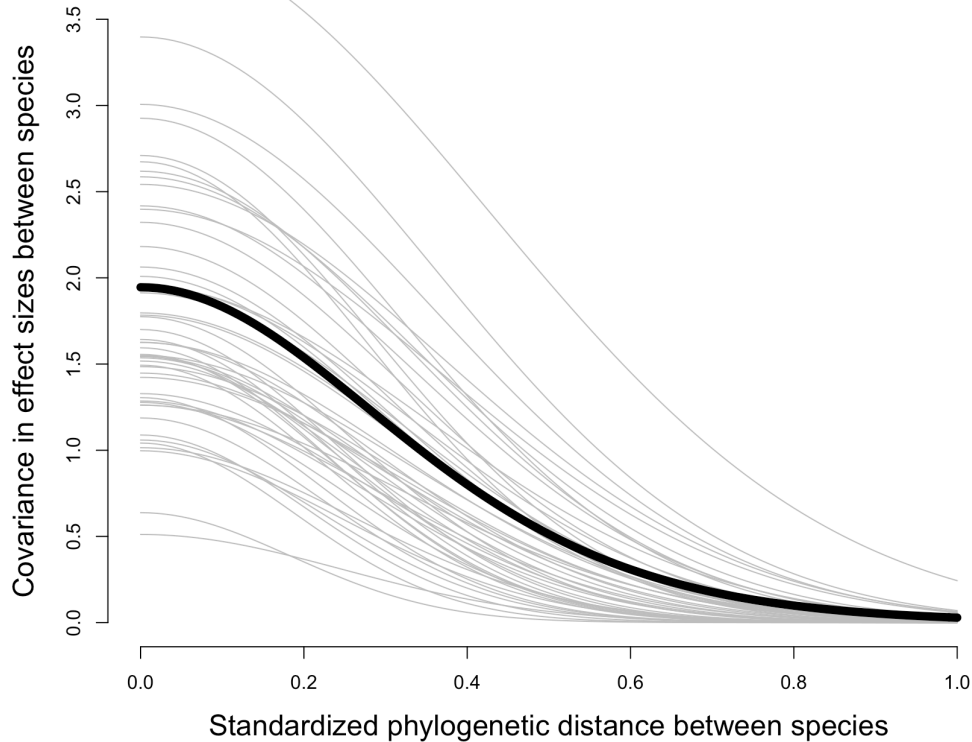
573 We predicted that effect sizes of the relationship between dominance rank and reproductive success will be
574 more similar among closely related species (Chamberlain et al. (2012)) because methodological approaches
575 can be specific to specific Orders (e.g. ungulates are studied differently than primates) and because closely
576 related species share life history, social and ecological traits that might shape the influence of rank on
577 reproductive success.

578

579 **Result 1.4: Effect sizes from species in the same Order are similar**

580 To the random effects model, we added a covariance structure to reflect potential similarities in effect sizes
581 arising from closely related species showing similar effects due to their shared phylogenetic history. Both
582 statistical approaches indicate that closely related species tend to have effect sizes that are more similar
583 than those of distantly related species. The metafor approach suggests that about 20% of the variation in
584 effect sizes is associated with covariation among species. The rethinking approach shows high uncertainty
585 in the estimates (Figure 5), reflecting the high heterogeneity in the underlying data with high variation within
586 species and different measures taken among closely related species. It suggests that species of the same
587 genus tend to have similar effect sizes and that shared phylogenetic history might also explain similarities in
588 effect sizes among species in the same Order, but covariance estimates are close to zero for species pairs
589 that are more distantly related (Figure 5; the highest standardized distance between any pair of species in
590 the same Order is 0.40).

591



592

593 **Figure 5.** Relationship between the phylogenetic distance between pairs of species and the similarity
 594 of their effect sizes (solid black line represents mean estimate of rethinking model, grey lines represent
 595 variation in the estimate). Species that are closely related and share most of their phylogenetic history
 596 (standardized phylogenetic distance close to zero) show intermediate levels of covariance in their effect
 597 sizes of dominance rank on female reproductive success. The covariance drops to low values at a
 598 standardized phylogenetic distance of around 0.4, the level separating species that are part of the same
 599 Order.

600

601

602 *Prediction 1.5: Effect sizes depend on the approach used (wild vs captive populations / agonistic interactions*
 603 *vs physical signs of rank / linear rank vs classes).*

604 We expected that some of the variation in effect size across studies arises from methodological differences:

- 605 (i) we predicted lower effect sizes for studies of captive populations compared to wild populations: while
 606 the absence of stochastic events in captivity might mean that dominance is more consistently associ-
 607 ated with certain benefits, the effects of high dominance rank on reproductive success will be reduced
 608 because of lower competition over resources;

- 609 (ii) we predicted lower effect sizes for studies where rank was measured based on agonistic interactions
610 rather than on size or age because size and age are frequently directly associated with differences
611 in female reproduction and clear differences between dominants and subordinates may indicate the
612 existence of castes that tend to be associated with strong reproductive monopolization (Lukas and
613 Clutton-Brock (2018)); and
- 614 (iii) we predicted different effect sizes for studies classifying individuals into two or three rank categories
615 compared to linear ranking depending on the social system. In cases where there is usually a single
616 dominant female (singular cooperative breeders, such as meerkats), using a linear regression between
617 each individuals' rank and its reproductive success will likely estimate a lower effect size because such
618 an approach assumes differences in rank or reproductive success among the subordinates when there
619 are none. In contrast, grouping individuals into categories to compare dominants to subordinates will
620 capture actual differences more accurately. In cases where several females breed (plural breeders,
621 such as hyenas) and are ordered in a linear hierarchy, a linear regression will exploit the full information
622 available on individual differences in rank and reproductive success, whereas grouping individuals will
623 lead to a loss of resolution, at a risk of underestimating the differences between highest and lowest
624 ranking individuals. We performed simulations to determine the extent to which this choice of approach
625 skews the effect sizes and found that it can lead to differences of more than 35% between the true
626 and the estimated effect sizes. For illustration, we include this simulation in our code.

627

628

629 **Result 1.5: Effect sizes are higher when studies used physical signs to classify individuals into cat-**
630 **egorical rank categories, but do not depend on whether they were measured in captive or in wild**
631 **populations**

632 To the base model, we added random effects reflecting the differences in approaches across studies (dom-
633 inance ranks classified continuous/categorical; dominance determined through agonism/correlate; popula-
634 tion type wild/provisioned/captive).

- 635 (i) Effect sizes did not clearly differ depending on whether studies were conducted with captive (metafor
636 estimate lower +0.24 to upper +0.30, rethinking estimate lower +0.27 to upper +0.37; n=138 effect
637 sizes), provisioned (metafor estimate lower +0.21 to upper +0.33, rethinking estimate lower +0.14 to
638 upper +0.41; n=23 effect sizes), or wild (metafor estimate lower +0.22 to upper +0.34; n=283 effect
639 sizes) individuals, and this does not change when we nest the population type within species (indicating
640 that effect sizes do not differ between captive, provisioned, and wild populations of the same species).
- 641 (ii) Studies which determined the rank of females based on agonistic interactions have lower effect sizes
642 (metafor estimate lower +0.22 to upper +0.26, rethinking estimate lower +0.24 to upper +0.32; n=407
643 effect sizes) than studies which used other correlates (body size, age, etc.) to assign dominance ranks
644 (metafor estimate lower +0.43 to upper +0.55, rethinking estimate lower +0.41 to upper +0.63; n=37
645 effect sizes). These 37 effect sizes where rank was assigned based on correlates are from cooperative
646 breeders and/or studies in which groups consisted of mothers and their daughters.
- 647 (iii) Studies which measured dominance rank categorically by classifying individuals as either dominants
648 or subordinates report higher effect sizes (metafor estimate lower +0.29 to upper +0.35, rethinking es-

649 timate lower +0.31 to upper +0.41; n=251 effect sizes) than studies assigning individuals continuous
650 ranks (metafor estimate lower +0.16 to upper +0.22, rethinking estimate lower +0.17 to upper +0.28;
651 n=193 effect sizes). In essentially all studies of cooperative breeders (31 of 32 effect sizes), compar-
652 isons were between the single dominant female and a class of the remaining subordinate females,
653 which may contribute to higher effect sizes for studies using categorical measures of rank (see section
654 R5.2.1).

655

656 **2) What are the life history traits that mediate the benefits of rank on reproductive success?**

657 *Prediction 2.1: High dominance rank will benefit females more than their offspring.*

658 We predicted that high rank is more likely to be associated with higher reproductive success in studies that
659 measured female age at first reproduction, number of offspring born per year or across a lifetime, or female
660 survival rather than the survival of their offspring. While in cooperatively breeding species reproductive sup-
661 pression might impact offspring survival, in plural breeders offspring survival is more likely to be influenced
662 by factors that are outside of the control of females, such as infanticide by new males (Cheney et al. (2004)).

663

664 **Result 2.1: Dominance rank has weakest effects on offspring survival and highest effects on lifetime 665 reproductive success**

666 To the base model, we added a predictor variable reflecting the six classes of measures of reproductive
667 success.

668 Dominance rank appears to have the highest effect on age at first conception (metafor estimate lower +0.32
669 to upper +0.43, rethinking estimate lower +0.33 to upper +0.52; n=23 effect sizes), followed by life time
670 reproductive success (metafor estimate lower +0.27 to upper +0.40, rethinking estimate lower +0.31 to
671 upper +0.47; n=34 effect sizes), interbirth interval (metafor estimate lower +0.25 to upper +0.37, rethinking
672 estimate lower +0.28 to upper +0.37; n=46 effect sizes), infant production (metafor estimate lower +0.21 to
673 upper +0.33, rethinking estimate lower +0.23 to upper +0.38; n=198 effect sizes), adult survival (metafor
674 estimate lower +0.18 to upper +0.31, rethinking estimate lower +0.18 to upper +0.34; n=30 effect sizes),
675 and the lowest effect on infant survival (metafor estimate lower +0.14 to upper +0.25, rethinking estimate
676 lower +0.15 to upper +0.26; n=113 effect sizes). Effects of dominance rank on survival are lower than on
677 other measures of female fitness (contrasts between infant survival and age at first conception/life time
678 reproductive success/interbirth interval/infant production do not cross zero; contrasts between adult survival
679 and age at first conception/life time reproductive success/interbirth interval do not cross zero). Effect sizes
680 for life time reproductive success are slightly higher (but contrasts overlap zero) than for its components
681 (adult survival, interbirth interval, infant production). However, there does not appear to be a straightforward
682 additive (or multiplicative) combination of these individual effects (Figure 6).

683

Fig A) Cooperative breeders

Adult survival

Infant survival

Infant production

Fig B) Plural breeders

Adult survival

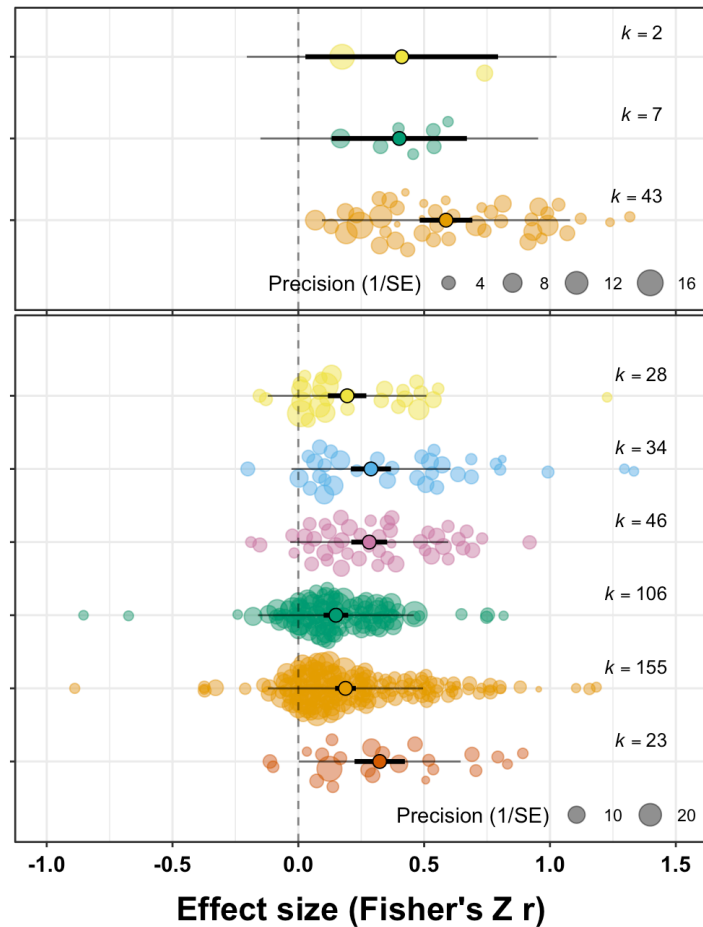
Lifetime success

Inter-birth interval

Infant survival

Infant production

Age at first conception



684

685 **Figure 6.** Raw effect sizes of dominance rank on reproductive success are generally higher for cooperative
 686 breeders (a) than for plural breeders (b), and differ according to the measure of reproductive success. In
 687 general, dominance appears to have stronger effects on reproductive output (lifetime reproductive success,
 688 age at first conception, infant production, inter-birth intervals) than on survival (both of the adult females
 689 themselves and of their infants). The differences between measures of reproductive success change
 690 slightly when accounting for similarity among observations from the same and related species, but the
 691 ordering remains the same. As in previous figures, each dot represents a single effect size, with the size of
 692 the dot indicating the precision (legend bottom right). For each measure of reproductive success, the darker
 693 circle in the middle represents the estimated mean effect, with the bold lines representing the confidence
 694 interval of the mean effect and the thinner lines the prediction estimate of the model.

695

696

697 *Prediction 2.2: Dominance will have stronger effects on immediate reproductive success in species in which*
 698 *females produce many offspring over a short time period.*

699 One key mechanism that has been proposed is that females with high dominance rank have priority of
700 access to resources during periods when these resources are limited, which in turn can increase their repro-
701 ductive success. Accordingly, we predicted stronger effects of rank on measures of immediate reproductive
702 success in species in which females have higher energetic investment into reproduction, with larger litter
703 sizes and shorter interbirth intervals (Lukas and Huchard (2019)), as there is a higher potential for varia-
704 tion in reproductive success (Stockley (2003)). In contrast, in long-lived species in which females produce
705 only single offspring at long intervals, high-ranking females are expected to have less opportunity to trans-
706 late short-term resource access into immediate reproductive success but might store energy to potentially
707 increase their own survival or lifetime reproductive success (Lemaître et al. (2020)).

708 **Results 2.2: Stronger effects in species with larger litter sizes and more litters per year**

709 Effects of dominance on reproductive success are higher in species with larger litter sizes (metafor estimate
710 of litter size lower +0.03 to upper +0.05, rethinking estimate lower +0.05 to upper +0.09; n=444 effect sizes)
711 and with more litters per year (metafor estimate of litters per year lower +0.04 to upper +0.08, rethinking
712 estimate lower +0.06 to upper +0.11; n=444 effect sizes). Effect sizes in species where females produce
713 single offspring are on average 0.25 while effect sizes in species where females produce litters are on
714 average 0.34, and effect sizes in species where females produce one or fewer litters per year are on average
715 0.25 while effect sizes in species where females produce multiple litters each year are on average 0.45.
716 The association of the effect sizes with the number of litters per year remained when accounting for the
717 phylogenetic relatedness among species, but the association with litter size did not, suggesting that it might
718 be influenced by other characteristics that differ among species with variable litter sizes.

719

720 **3) What are the ecological conditions that mediate the benefits of rank on reproductive success?**

721 *Prediction 3.1: Positive effects of high dominance rank on reproductive success will be stronger in popula-*
722 *tions in which females feed on resources that are more monopolizable.*

723 We predicted that high rank will have stronger effects on reproductive success in fruit- and meat-eaters
724 compared to herbivores or omnivores. One of the main expected benefits of high rank is priority of access
725 to resources, which should be more relevant in populations in which resources can be monopolized (Fedigan
726 (1983)).

727

728 **Result 3.1: Effects of dominance rank on reproductive are independent of diet**

729 Effect sizes are larger in carnivores (0.35; n=72 effect sizes) than in omnivores (0.28; n=227 effect sizes),
730 herbivores (0.25; n=117 effect sizes), or frugivores (0.21; n=28 effect sizes) (estimated difference carnivores
731 versus omnivores rethinking lower -0.14 to upper -0.01, difference carnivores versus herbivores rethinking
732 lower -0.16 to upper -0.03, difference carnivores versus frugivores rethinking lower -0.24 to upper -0.02;
733 estimates for all other comparisons cross 0). Carnivores are no longer estimated to have different effect
734 sizes when the phylogenetic relatedness among species is taken into account, potentially due to the higher
735 prevalence of cooperative breeding in carnivores.

736

737 *Prediction 3.2: Effects of dominance rank on reproductive success will be more pronounced in populations*
738 *living in harsher environments.*

739 We predicted that the effect of rank on reproductive success will be stronger in populations in which re-
740 sources are limited because they live in harsh and unpredictable environments. Previous studies have
741 shown that cooperatively breeding species are more likely to occur in such environments (Lukas and Clutton-
742 Brock (2017)), but we also expect stronger effects among plural breeding populations living in harsh envi-
743 ronments.

744

745 **Result 3.2: Effect sizes are not higher in harsher environments**

746 We found no evidence for an association between environmental harshness and the effect of dominance
747 rank on reproductive success (metafor estimate lower -0.3 to upper +0.4, rethinking estimate lower -0.6 to
748 upper +0.1; no change when accounting for shared phylogenetic history; n=259 effect sizes).

749

750 *Prediction 3.3: Effects of dominance rank on reproductive success will be more pronounced in populations*
751 *with high densities of individuals.*

752 We predicted that the effect of rank on reproductive success will be stronger in populations in which more
753 individuals share a limited amount of space. At higher population densities, social groupings and interactions
754 are more likely and competition over resources is expected to be stronger.

755

756 **Results 3.3: Higher population density is associated with stronger effects of dominance rank on** 757 **reproductive success**

758 Effect sizes are higher in populations with higher densities of individuals (metafor lower +0.04 to upper +0.08,
759 rethinking lower +0.05 to upper +0.10; n=346 effect sizes), even when including phylogenetic relatedness.

760

761 **4) What are the social circumstances that mediate the benefits of rank?**

762 *Prediction 4.1: Benefits of rank will be most pronounced in cooperatively breeding species.*

763 We predicted that rank effects on reproduction will be higher in cooperative breeders, where the dominant
764 female is often the only breeding female because she suppresses the reproduction of subordinate females
765 (Digby et al. (2006)), compared to plural breeders, where aggressive behaviour is more targeted and limited
766 to access over specific resources.

767

768 **Result 4.1: Cooperative breeders have larger effect sizes than plural breeders**

769 Effect sizes of cooperative breeders (average 0.58; n=52 effect sizes) are higher than those observed in plu-
770 ral (average 0.25; n=324 effect sizes) or associated breeders (average 0.23; n=68 effect sizes) (estimates
771 for difference cooperative breeder vs plural breeder metafor lower -0.40 to upper -0.30, rethinking lower
772 -0.41 to upper -0.27; cooperative breeder vs associated breeder metafor lower -0.47 to upper -0.35, rethink-
773 ing lower -0.45 to upper -0.26; plural breeder vs associated breeder metafor lower -0.07 to upper +0.05,

774 rethinking lower -0.07 to upper +0.05). Cooperative breeders are still estimated to have higher effect sizes
775 than species with other breeding systems when accounting for phylogenetic relatedness, but the differences
776 are slightly reduced (Figure 6).

777

778 *Prediction 4.2: For plural-breeders, the time-scales at which the reproductive benefits of dominance accrue*
779 *depend on how individuals achieve high rank.*

780 We predicted that in populations of plural breeders in which groups contain multiple breeding females,
781 the way in which these females compete over dominance will influence the potential benefits of high
782 rank. In populations in which female rank depends primarily on age, high ranking females will have higher
783 reproductive success for short periods of time because changes in rank are expected to occur regularly,
784 and because high rank may only be reached towards the end of their reproductive life (Thouless and
785 Guinness (1986)). In societies in which female rank depends primarily on size or condition, rank effects on
786 reproductive success are expected to be expressed on intermediate time frames, as individuals may not
787 be able to maintain a larger relative size or condition over lifetime but they are expected to acquire rank
788 relatively early in their reproductive life (Giles et al. (2015), Huchard et al. (2016)). In societies in which
789 female rank primarily depends on nepotism, and ranks are often inherited and stable across a female's
790 lifetime, we predicted that effects of rank on reproductive success will be strongest when measured over
791 long periods because small benefits might add up to substantial differences among females (Frank (1986))
792 whereas stochastic events might reduce differences between females on shorter time scales (Cheney et al.
793 (2004)).

794

795

796 **Result 4.2: Overall, effect sizes do not differ according to how dominants achieve or maintain their**
797 **high ranks**

798 Effect sizes are higher in species in which condition plays a major role in determining which females are
799 dominant rather than subordinate (average effect size 0.38; n=94 effect sizes), compared to species in which
800 age (average effect size 0.31; n=100 effect sizes) or nepotism (average effect size 0.24; n=243 effect sizes)
801 influence dominance rank (estimates for difference condition vs age: metafor lower +0.05 to upper +0.17,
802 rethinking lower +0.01 to upper +0.16; condition vs nepotism: metafor lower +0.07 to +0.20, rethinking
803 lower +0.08 to +0.20; age vs nepotism: metafor lower -0.07 to upper +0.03, rethinking lower -0.01 to upper
804 +0.12). Species with different dominance systems are no longer estimated to be different when including
805 the phylogenetic similarity.

806 Our initial prediction focused on whether the time-scales at which the reproductive benefits of dominance
807 accrue depend on how individuals achieve high rank. However, we realized that there was no straightforward
808 way to assess this prediction. The species in our dataset have vastly different lifespans and associated inter-
809 birth intervals, so the time-scale needs to be considered on a relative rather than an absolute scale. The
810 values for the relative duration of a study (number of years studied divided by the maximum lifespan of the
811 species) show that 90% of effect sizes are from studies that lasted less than 10% of the lifespan of the
812 species (median 3%). In all of the 19 species in which studies spanned more than 10% of the lifespan,
813 females acquire rank by nepotism. We did not find any consistent pattern of relationship between effect size

814 and study duration dependent on the system of dominance acquisition.

815

816 *Prediction 4.3: For plural-breeding macaques, effect sizes of dominance rank on reproductive success are*
817 *larger in species characterized as more despotic than in species characterized as more egalitarian.*

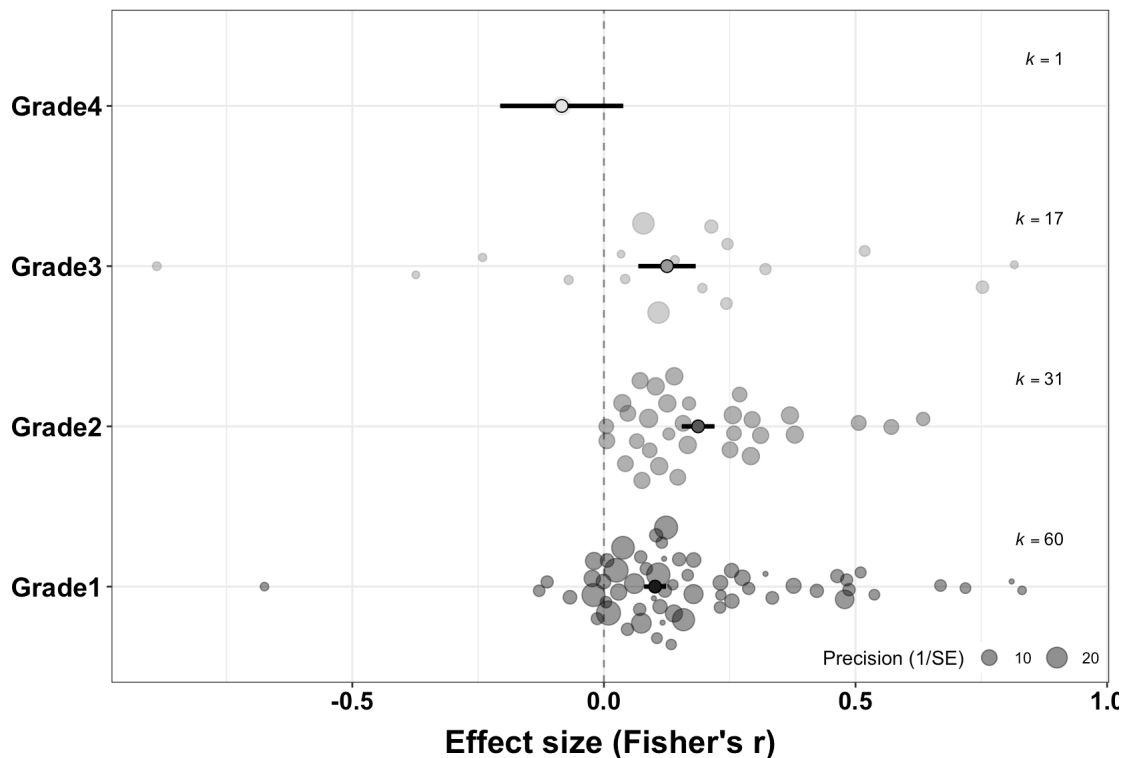
818 We added an analysis after the preregistration, focusing on variation in dominance style among macaques.
819 Macaque species have been assigned to a four-grade social style according to the relationships among
820 females. Grade 1 species, the most despotic, are characterized by steep dominance hierarchies and more
821 asymmetries in social interactions among breeding females, whereas grade 4 species show more frequent
822 counter-aggression from subordinates towards dominants and less bias in social interactions. We expected
823 that the steeper hierarchies in more despotic species would lead to larger differences in access to resources,
824 and accordingly higher reproductive success for dominant females.

825 **Result 4.3: Among macaques, effect sizes do not differ according to how the dominance style among**
826 **females has been characterized**

827 Differences in dominance styles among macaques are not associated with the effect of dominance rank
828 on reproductive success (metafor estimates effect sizes of species in Grade 1 to be different from species
829 in Grade 2 lower +0.05 to upper +0.12 but no differences for the five other pairwise Grade comparisons;
830 rethinking estimates for all comparisons overlap zero; $n = 109$ effect sizes from 9 species). Egalitarian
831 species do not show lower effects of dominance rank on reproductive success than other species and the
832 sample size is too small to determine whether despotic species differ from other species (Figure 7).

833

834



835

836 **Figure 7.** The effect of dominance rank on female reproductive success is similar across macaque species
 837 with different dominance styles. Relationships among female group members in species of grade 1 (bottom
 838 dark grey) are generally considered egalitarian, while grade 4 (top light grey) is assigned to species in
 839 which relationships are deemed highly despotic. Species with different dominance styles are not estimated
 840 to be different (all posterior contrasts overlap zero).

841

842

843 *Prediction 4.4: Dominance rank will have stronger effects on reproductive success in populations in which*
 844 *females are philopatric in comparison to populations where females disperse to breed.*

845 We predicted that effects of rank on reproductive success will be lower in populations in which adult females
 846 are able to leave their group and join other groups compared to populations in which females cannot breed
 847 outside their natal group. In populations in which females are philopatric, they are likely to have support
 848 from female kin which can strengthen dominance differences (Lukas and Clutton-Brock (2018)). In addition,
 849 in species where females can change group membership easily, females are expected to join those groups
 850 where they have the best breeding option available to them (Vehrencamp (1983)).

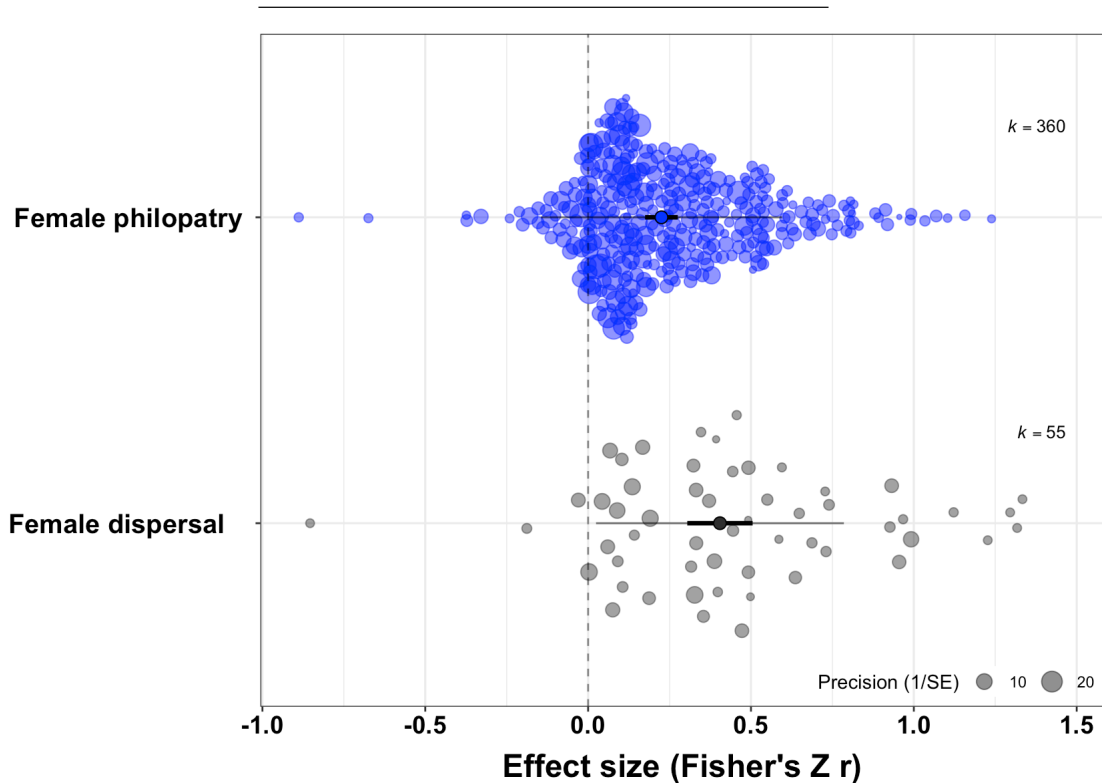
851

852 **Result 4.4: Stronger effects in populations in which females disperse to breed rather than in which**
 853 **females are philopatric**

854 The effects of dominance rank on reproductive success are higher in species in which females disperse and

855 join new groups (average effect size 0.46; n=55 effect sizes) compared to species in which most females
 856 were born in the group where they breed (average effect size 0.26; n=360 effect sizes) (metafor estimate of
 857 difference lower -0.24 to upper -0.12, rethinking estimate lower -0.25 to upper -0.11), also when accounting
 858 for phylogenetic covariance (Figure 8).

859



860

861 **Figure 8.** Effect sizes of dominance rank on female reproductive success are lower in species in which
 862 females are philopatric and remain in the group/area where they have been born (top, blue dots) than in
 863 species in which females disperse to breed (bottom, grey dots).

864

865

866 *Prediction 4.5: In plural breeding species, dominance will have stronger effects on reproductive success*
 867 *when the number of females in the group is smaller.*

868 We predicted that the effect of rank on reproductive success will be stronger in plural breeding populations
 869 in which there are fewer females per group, because dominant females will be more likely to interfere in
 870 reproductive attempts when there are fewer subordinates (Clutton-Brock et al. (2010)) and because in-
 871 creased competition in larger groups is expected to reduce reproductive success even among dominants
 872 (Van Noordwijk and Van Schaik (1988)).

873

874

875 **Result 4.5: Effects of dominance rank on reproductive success are higher when groups contain**
876 **fewer females**

877 Both approaches detect a negative association between the effect sizes and group sizes (metafor estimate
878 of log group size lower -0.099 to upper -0.678, rethinking estimate of standardized group size lower -0.10 to
879 upper -0.05; n=444 effect sizes). Compared to groups of 2 females, groups of 10 females show ~10% lower
880 effect sizes and groups of ~50 females show 50% lower effect sizes. The negative association between
881 group size and the effect sizes remains when accounting for similarity among closely related species.

882

883 *Prediction 4.6: Dominance rank will be more strongly associated with reproductive success in populations*
884 *in which average relatedness among female group members is high.*

885 We predicted that the relationship between dominance rank and reproductive success will be more pro-
886 nounced in species in which social groups primarily consist of close kin compared to groups composed of
887 unrelated females. Groups with high levels of average kinship among females are those where groups are
888 small, females remain philopatric (Lukas et al. (2005)), and females have support to establish their positions
889 (Lukas and Clutton-Brock (2018)), which all are expected to lead to higher benefits of high rank.

890 **Result 4.6: No association between levels of relatedness and effects of dominance rank on repro-**
891 **ductive success**

892 Effect sizes of dominance rank on reproductive success increase with increasing levels of average relat-
893 edness among female group members (metafor estimate lower +0.31 to upper +0.59, rethinking estimate
894 lower +0.31 to upper +0.71; n=288 effect sizes), though the association is no longer detected when includ-
895 ing the shared phylogenetic history among species (metafor estimate lower -0.01 to upper +0.56; rethinking
896 estimate lower -0.02 to upper +0.65).

897

898 *Prediction 4.7: Dominance rank will be more strongly associated with reproductive success in populations*
899 *in which variance in relatedness among female group members is high.*

900 In addition to levels of average relatedness among group females, we also predicted that the relationship
901 between dominance rank and reproductive success will be more pronounced in species in which there is
902 high variance in relatedness, with females being closely related to some group members but not to others,
903 as compared to species in which group females are either all related or all unrelated. In several species
904 with female philopatry, groups are structured into matriline (Fortunato (2019)). Members of the same
905 matriline tend to support each other in interactions with unrelated females, likely reinforcing differences
906 among females.

907

908 **Result 4.7: Variance in relatedness**

909 We could not assess this prediction because sufficient data was not available.

910

911 *Prediction 4.8: The effect of dominance on reproductive success will be less pronounced in populations in*
912 *which females regularly form coalitions.*

913 We predicted that high ranking females will have less pronounced reproductive benefits in species in which
914 females form strategic coalitions with others (Bercovitch (1991)). Individuals have been suggested to form
915 strategic coalitions to level the reproduction of others (Pandit and Schaik (2003)) and these coalitions are
916 less likely in cooperatively breeding species (Lukas and Clutton-Brock (2018)).

917

918 **Result 4.8: No differences in effect sizes between species in which females form coalitions to those**
919 **in which they do not**

920 Species in which females form coalitions show only slightly lower effects of dominance rank on reproduc-
921 tive success (average 0.27; n=246 effect sizes) than species in which females do not have support during
922 aggressive interactions (average 0.32; n=180 effect sizes) (estimate of difference metafor: lower -0.11 to
923 upper -0.01, rethinking lower -0.09 to upper +0.01), with no difference in models accounting for similarity
924 due to phylogenetic relatedness (metafor lower -0.10 to upper +0.07; rethinking lower -0.09 to upper +0.03).

925

926 *Prediction 4.9: Dominance rank will have less effect on reproductive success in populations in which there*
927 *is intense inter-sexual conflict.*

928 We predicted that the association between high dominance rank and increased reproductive success of
929 females will be lower in populations in which males compete intensely over reproductive opportunit-
930 es because this leads to intersexual conflict that harms female fitness (Swedell et al. (2014)). In such populations,
931 males tend to be aggressive towards females and males taking up tenure in a group tend to kill offspring
932 indiscriminately or might even target offspring of high-ranking females (Cheney et al. (2004), Fedigan and
933 Jack (2013)), reducing any potential differences between high- and low-ranking females. We assessed
934 whether high ranking females benefit less from their positions in populations in which groups show strong
935 female-biased sex composition, or in which males commit infanticide, or with strong sexual size dimorphism
936 (with males being larger than females).

937

938 **Result 4.9: Dominance rank has less effect on reproductive success in social groups with fewer**
939 **males per female but not with sexual dimorphism and male infanticide**

940 Effect sizes are larger in species in which sex ratios in social groups are more balanced and lower when
941 there are fewer males per female (metafor estimate lower +0.55 to upper +1.25, rethinking estimate lower
942 +0.07 to upper +0.11; n=328 effect sizes), and the association remains the same when accounting for shared
943 phylogenetic history.

944 Effect sizes are lower in species in which males commit infanticide (metafor estimate lower -0.20 to upper
945 0.00; rethinking estimate lower -0.15 to upper -0.04; n=332 effect sizes), but the relationship does not hold
946 when accounting for phylogenetic relatedness (metafor lower -0.13 to upper +0.07, rethinking lower -0.07
947 to upper +0.06).

948 Differences in effect sizes are not associated with the extent of sexual dimorphism in body size across
949 species (metafor estimate lower -0.17 to upper +0.11; rethinking lower -0.05 to upper +0.01; similar estimates
950 when accounting for shared phylogenetic history; n=334 effect sizes).

951

952

953 Summary of univariate analyses

954 Overall, our data indicate that females of higher rank generally have higher reproductive success than fe-
955 males of lower rank. In terms of the approach, effect sizes of dominance rank on reproductive success
956 were higher (i) when individuals were assigned a rank category rather than a continuous position and (ii)
957 when rank was determined using indirect measures rather than aggressive interactions, plus (iii) variation in
958 effect size was also influenced by differences not captured by our variables, with measures reported in the
959 same study or from species belonging to the same taxonomic Order being more similar than expected by
960 chance. We found no differences in effect sizes when studies were conducted in a captive rather than a wild
961 setting. Effect sizes of dominance rank were higher for measures of reproductive output than for measures
962 of survival, and higher for measures of maternal than offspring fitness.

963 We found that effect sizes of dominance rank on reproductive success are associated with seven of our
964 single predictor variables (one in the opposite direction from what we predicted), whereas we did not find an
965 association with another eight of the single predictor variables (Table 1). Five of the six associated predictor
966 variables reflect variation in the social environment, while we did not find any association with any of the
967 predictor variables reflecting the ecological environment.

968

969 **Table 1.** Overview of our predictions and results of univariate analyses indicating whether **we did or did**
 970 **not find an association between individual variables with variation in effect sizes of dominance rank**
 971 **on female reproductive success.** The table presents, for each variable, which direction of association we
 972 predicted, the association we observed (estimates of the 95% confidence interval with the metafor approach
 973 and of the 89% posterior compatibility interval with the rethinking approach), and the respective estimates of
 974 the association when accounting for shared phylogenetic history among the species in our sample. Overall,
 975 our results align with 7 out of our 16 predictions.

Predictor variable	Predicted association	Observed association	Metafor 95% CI	Rethinking 89% PCI
P2.1 success measure	negative (survival lower)	negative	not available	-0.10 - -0.01
P2.2 litters per year	positive	positive	+0.03 - +0.05	+0.05 - +0.09
P2.2 litter size	positive	none	-0.01 - +0.03	-0.04 - +0.09
P3.1 diet	positive (carnivores higher)	none	-0.04 - +0.03	-0.10 - +0.06
P3.2 environmental harshness	positive	none	-0.30 - +0.40	-0.60 - +0.10
P3.3 population density	positive	positive	+0.04 - +0.08	+0.05 - +0.10
P4.1 cooperative breeding	positive	positive	+0.30 - +0.40	+0.27 - +0.41
P4.2 dominance acquisition	positive (condition higher)	none	-0.10 - +0.12	-0.02 - +0.03
P4.3 dominance style	positive (despotic higher)	none	-0.07 - +0.03	-0.01 - +0.12
P4.4 philopatry	positive	negative	-0.24 - -0.12	-0.25 - -0.11
P4.5 group size	negative	negative	-0.07 - -0.01	-0.10 - -0.05
P4.6 average relatedness	negative	none	-0.01 - +0.56	-0.01 - +0.12
P4.8 female coalitions	negative	none	-0.10 - +0.07	-0.09 - +0.07
P4.9 male infanticide	negative	none	-0.13 - +0.07	-0.07 - +0.06
P4.9 sexual dimorphism	negative	none	-0.17 - +0.11	-0.05 - +0.01
P4.9 sex ratio	positive	positive	+0.44 - +1.25	+0.07 - +0.11

977

978

979 **5) Potential interactions among predictor variables**

980 We expected potential interactions among the predictor variables because some of them might influence
981 each other while others might potentially modulate the influence of another predictor variable on the dom-
982 inance effects. Six predictions were added in the preregistration (P5.5-P5.9). We added further analyses
983 based on the outcome of the single-factor analyses. These are listed in the changes from the preregistration
984 section and their results are presented below.

985

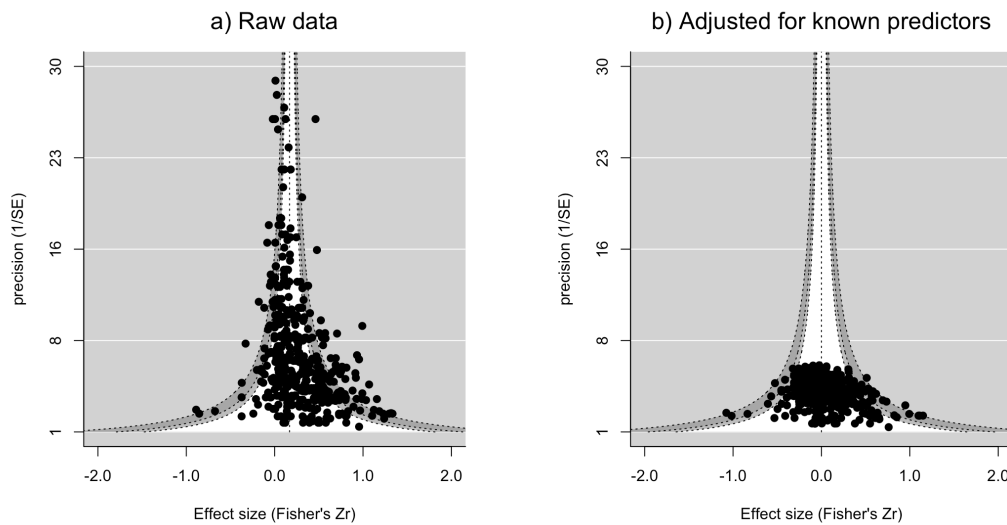
986 **Result 5.1: Heterogeneity and sample bias**

987 The sample bias, namely the over-representation of extreme effect sizes, in our data likely results from all
988 three influences of (i) publication bias, (ii) study system bias, and (iii) study time bias. In addition to the
989 direct indications of publication and study time bias in our sample, our univariate analyses identified many
990 factors that could lead to study system bias. For example, while less than 5% of all mammalian species
991 are cooperative breeders, 12% of all effect sizes in our sample come from cooperative breeders which have
992 high positive effect sizes.

993 To identify the potential interplay between the three biases, we built combined models. If biases occur
994 because study systems with different effect sizes also have particular sample sizes and study duration
995 (e.g. cooperative breeders tend to live in smaller groups), we should no longer detect an association between
996 sample size, study duration and effect sizes when controlling for the different study systems. The combined
997 models indicate that the study system factors identified in the univariate analyses are directly associated
998 with variation in effect sizes (all their estimates do not overlap zero), as is sample size, but not the study
999 duration. This indicates that our sample has both publication and study system bias. The lack of a direct
1000 influence of study time bias presumably occurs because sample size is associated with the number of years
1001 a study has been conducted for, indicating that large samples - both in terms of study duration and breadth
1002 - might reduce noise.

1003 The reduction in publication bias when accounting for the study system bias is visible when comparing the
1004 funnel plot of the raw effect sizes in relation to their precision (Figure 9a), which shows a clear asymmetry, to
1005 the funnel plot of the effect sizes adjusted for known predictors (Figure 9b), which only indicates that some
1006 large effect sizes at small precision are not balanced.

1007



1008

1009 **Figure 9.** Funnel plots based on raw effect sizes (a) and effect sizes adjusted for known predictors (b).
 1010 When accounting for the influence of which reproductive trait was measured, whether the species is a
 1011 cooperative breeder or not, the number of litters per year the species produces, and the phylogenetic
 1012 covariance among species, the distribution of the 444 effect sizes in our sample appears much less
 1013 imbalanced (b) than the raw effect sizes (a). The mean effect size (grey dotted line in the center going
 1014 upwards) is shifted close to zero when adjusting for known predictors because these predictors explain
 1015 why some studies have positive effect sizes. Precision decreases for most estimates because they no
 1016 longer represent the measured values, but incorporate the uncertainty as the values are inferred from the
 1017 expected interaction of the predictors.

1018

1019

1020 **Results 5.2: Differences between cooperative and plural/associated breeders**

1021 In our preregistration, we had decided to first construct univariate models as reported above, testing the
 1022 influence of a single variable at a time to assess support for the specific predictions. One of the main factors
 1023 that we found to be associated with higher effect sizes is cooperative breeding. Cooperative breeders
 1024 differ from other social organisms in many additional aspects, so we first checked whether any of the other
 1025 associations we detect occur because they covary with cooperative breeding.

1026 **Result 5.2.1: Differences in approach to study cooperative breeders**

1027 Approaches of assigning rank depend on the breeding system of the study species, with many studies of
 1028 cooperative breeders assigning rank into categories (98% categorical, 2% continuous) based on other mea-
 1029 sures (50% agonism, 50% other) while studies of plural and associated breeders often assign continuous
 1030 ranks (51% categorical, 49% continuous) based on agonistic interactions (97% agonism, 3% other). Combin-
 1031 ing the variables representing the different study approaches with the variable representing the classification
 1032 as cooperative breeder or not into single models indicates that the difference in effect sizes is primarily due
 1033 to the stronger dominance effects in cooperative breeders (estimate of difference metafor lower +0.23 to

1034 upper +0.34, rethinking lower +0.23 to upper +0.37, n=444 effect sizes) and only very little due to the ap-
1035 proaches the authors chose (other measure vs agonism estimate of difference metafor lower +0.02 to upper
1036 +0.15, rethinking lower -0.02 to upper +0.16; rank categorical vs continuous estimate of difference metafor
1037 lower -0.02 to upper -0.09, rethinking lower -0.07 to upper +0.03, n=444 effect sizes).

1038 **Result 5.2.2: Different life history measures and cooperative breeding**

1039 In cooperative breeders, effects of dominance rank were only assessed on three of the six life history traits.
1040 We therefore performed separate analyses for cooperative and for plural/associated breeders to identify the
1041 life history traits showing specific increases in higher ranking females compared to others.

1042 In cooperative breeders, effect sizes are higher for infant production (metafor estimate lower +0.49 to up-
1043 per +0.72, rethinking estimate lower +0.55 to upper +0.69, n=43 effect sizes), and lower for infant survival
1044 (metafor lower +0.13 to upper +0.54, rethinking lower +0.20 to upper +0.61, n=7 effect sizes) and adult
1045 survival (metafor estimate lower +0.02 to upper +0.59, rethinking estimate lower +0.12 to upper +0.73, n=2
1046 effect sizes) (Figure 6).

1047 In plural/associated breeders, effect sizes are (depending on the approach) highest for lifetime reproductive
1048 success (metafor estimate lower +0.19 to upper +0.29, rethinking estimate lower +0.33 to upper +0.47,
1049 n=34 effect sizes), age at first conception (metafor lower +0.27 to upper +0.36, rethinking lower +0.25 to
1050 upper +0.43, n=23 effect sizes) and interbirth interval (metafor lower +0.23 to upper +0.34, rethinking lower
1051 +0.25 to upper +0.38, n=46 effect sizes), followed by infant production (metafor lower +0.13 to upper +0.22,
1052 rethinking lower +0.19 to upper +0.27, n=155 effect sizes) and adult survival (metafor lower +0.14 to upper
1053 +0.24, rethinking lower +0.15 to upper +0.30, n=28 effect sizes), and are lowest for infant survival (metafor
1054 lower +0.11 to upper +0.20, rethinking lower +0.11 to upper +0.20, n=106 effect sizes) (Figure 6). The
1055 two methods give slightly different estimates because there is large variation among the effect sizes within
1056 each life history trait. In particular, effect sizes of dominance rank on lifetime reproductive success can be
1057 either low or high, often for the same population. For example, an experiment with house mice reported
1058 effect sizes ranging from 0.08 to 0.80, depending on the relatedness among the group members (König
1059 1994). For mountain gorillas living in the Virungas, one study reported no effect of dominance rank on
1060 lifetime reproductive success (0.00) (Robbins et al. 2007) while another reported the highest effect size
1061 in our sample (1.33) after excluding major sources of environmental variability on reproductive success
1062 (Robbins et al. 2011).

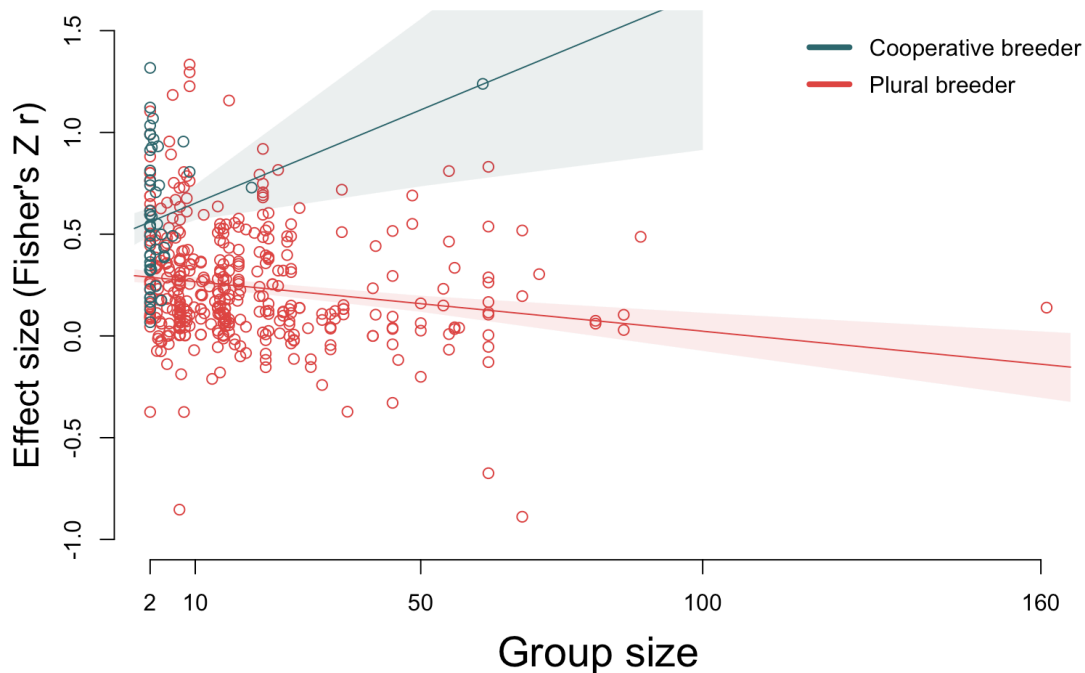
1063 **Result 5.2.3: Litters per year and cooperative breeding**

1064 Cooperative breeders tend to have higher reproductive rates than species with other breeding systems.
1065 However, the association between reproductive rate and effect sizes of dominance rank on reproductive
1066 success remains across all breeding systems (metafor estimate of cooperative breeding lower +0.22 to
1067 upper +0.58, litters per year lower 0.00 to upper +0.07, interaction lower -0.10 to update +0.04), with larger
1068 effect sizes in species producing more litters per year in cooperative (rethinking estimate lower +0.02 to
1069 upper +0.20; n=52 effect sizes) and plural (rethinking lower +0.13 to upper +0.33; n=324 effect sizes), but not
1070 associated breeders (rethinking lower -0.08 to upper +0.23; n=68 effect sizes) (estimates take into account
1071 phylogenetic relatedness).

1072 **Result 5.2.4: Group size and cooperative breeding**

1073 In mammals, most groups of cooperative breeders have fewer females (in our data, median 2 females per
1074 group, $n=52$) than groups of plural/associated breeders (in our data, median 14 females per group, $n=392$),
1075 meaning that the negative relationship between group size and effect sizes that we describe above might
1076 arise because cooperative breeders have both smaller group sizes and larger effect sizes. In our data, both
1077 group size and cooperative breeding remain independently associated with the effect sizes of dominance
1078 rank on reproductive success. The analyses suggest an interaction (metafor estimate for cooperative breed-
1079 ing lower +0.16 to upper +0.39, for group size lower -0.01 to upper 0.00, interaction lower 0.00 to upper +0.03,
1080 $n=444$ effect sizes), with effect sizes increasing with group size in cooperative breeders (rethinking estimate
1081 lower +0.01 to upper +0.02), where a single dominant continues to monopolize reproduction as groups get
1082 larger, and declining with group sizes in other breeding systems (rethinking estimate lower -0.01 to upper
1083 0.00), where dominants might be less able to control reproduction of other group members as groups grow
1084 larger (Figure 10).

1085



1086

1087 **Figure 10.** The relationship between the number of females in the group and the effect of dominance on
1088 reproductive success depends on whether the species is a cooperative (olive dots show data and olive line
1089 with shading shows estimate from rethinking model) or a plural breeder (red dots show data and red line
1090 with shading shows estimate from rethinking model). In cooperative breeders, effect sizes increase with
1091 increasing group size as a single female continues to monopolize reproduction in the group, whereas effect
1092 sizes decrease with increasing group size as dominants can potentially no longer control other females in

1093 the group.

1094

1095 **Result 5.2.5: Average relatedness and cooperative breeding**

1096 Similarly, there appears to be an interaction between average relatedness and breeding systems (metafor
1097 estimate for cooperative breeding lower -0.06 to upper +0.44, for average relatedness lower -0.75 to upper
1098 +0.03, for interaction +0.10 - +1.51, n=288 effect sizes), with effect sizes increasing with higher levels of
1099 average relatedness in cooperative breeders (rethinking estimate lower 0.00 to upper +0.12, n=36 effect
1100 sizes) and decreasing with higher levels of average relatedness in plural/associate breeders (rethinking
1101 estimate lower -0.06 to upper 0.00, n=252 effect sizes)

1102 **Result 5.2.6: Philopatry and cooperative breeding**

1103 Female dispersal is more common in cooperative breeders (46%) than in plural/associated breeders (9%).
1104 Effect sizes are larger in species with female dispersal among the plural/associated breeders (rethinking
1105 estimate lower -0.19 to upper -0.02, n=363 effect sizes), but not in cooperative breeders (rethinking estimate
1106 lower -0.10 to upper +0.12, n=52 effect sizes) (metafor estimate for cooperative breeding lower +0.15 to
1107 upper +0.49, for philopatry lower -0.18 to upper +0.06, for interaction -0.18 - +0.26). This suggests that
1108 dominant females in cooperative breeders appear to maintain reproductive control independently of whether
1109 they obtained their position by queuing in the group or entering the position through immigration.

1110 **Result 5.2.7: Coalition formation and cooperative breeding**

1111 Coalition formation does not occur in cooperative breeders, leading to a potential confound. Restricting the
1112 analyses to plural/associated breeders, we found that effect sizes are higher in species in which females do
1113 form coalitions than in species where they do not (metafor estimate lower 0.00 to upper +0.14, rethinking
1114 estimate lower +0.01 to upper +0.11, n=374 effect sizes). This likely reflects the benefits of nepotism in
1115 matrilineal groups. For our analysis, we did not differentiate between stabilizing coalitions, which usually
1116 occur among kin to maintain matrilineal rank differences, and revolutionary coalitions, which usually occur
1117 among unrelated individuals to limit the power of others in the group.

1118 **Result 5.3: Philopatry and average relatedness**

1119 Among plural/associated breeders, average relatedness is lower in species in which females disperse (mean
1120 r 0.03, n=16) than in species in which females are philopatric (mean r 0.10, n=228), and differences in effect
1121 sizes are mainly associated with whether females disperse or are philopatric (higher effects when females
1122 disperse than when they are philopatric, metafor estimate lower -0.11 to upper -0.03, rethinking estimate
1123 lower -0.22 to upper -0.02) rather than levels of average relatedness (metafor estimate lower +0.03 to upper
1124 +0.10, rethinking estimate lower -0.04 to upper +0.01, n=242 effect sizes).

1125

1126 *Prediction 5.4: Female philopatry [larger effect sizes predicted] might be associated with increased group*
1127 *sizes [smaller effect sizes predicted]), leading to an interaction that might influence the estimation of their*
1128 *respective associations the effect sizes of dominance rank on reproductive success.*

1129 **Result 5.4: Philopatry and group size are both associated with variation effect sizes**

1130 Group sizes of species in which females disperse tend to be smaller than group sizes of species in which fe-
1131 males are philopatric. Both philopatry and increasing group size independently lead to lower effect sizes, but
1132 the association of philopatry is reduced compared to the single factor analysis (metafor estimate philopatry
1133 lower -0.09 to upper -0.01 group size lower -0.07 to upper -0.01, rethinking estimate philopatry lower -0.16
1134 to upper 0.00 group size lower -0.07 to upper -0.03, n=415 effect sizes).

1135

1136 *Prediction 5.5: Higher population density [predicted to lead to larger effect sizes] might be associated with*
1137 *larger group sizes [smaller effect sizes predicted], leading to an interaction that might influence the estimation*
1138 *of their respective associations with the effect sizes of dominance rank on reproductive success.*

1139 **Result 5.5: Population density and group size are both associated with variation in effect sizes**

1140 Population density and group size have independent influences on effect sizes, but both their associations
1141 are smaller, suggesting their roles can cancel each other out (population density estimate metafor lower
1142 0.00 to upper +0.01, rethinking lower 0.00 to upper +0.01; group size estimate metafor lower -0.03 to upper
1143 0.01, n=346 effect sizes).

1144

1145 *Prediction 5.6: Smaller group sizes [larger effect sizes predicted] might be associated with more intense in-*
1146 *tersexual conflict [smaller effect sizes predicted], leading to an interaction that might influence the estimation*
1147 *of their respective associations with the effect sizes of dominance rank on reproductive success.*

1148 **Result 5.6: Group size and sex ratio are both associated with variation in effect sizes**

1149 Group size and sex ratio have independent influences on effect sizes, with similar association as observed
1150 in the single factor analyses (group size estimate metafor lower -0.01 to upper 0.00, rethinking lower -0.07
1151 to upper -0.02; sex ratio estimate metafor lower +0.53 to upper +1.18, rethinking lower +0.06 to upper +0.11;
1152 n=346 effect sizes), while there is no support for an interaction between the two (interaction estimate metafor
1153 lower -0.02 to upper +0.02, rethinking lower -0.03 to upper 0.04).

1154

1155 *Prediction 5.7: Monopolizable resources [larger effect sizes predicted] might be associated with reduced*
1156 *population density [smaller effect sizes predicted]), leading to an interactive influence on the strength of the*
1157 *effect sizes of dominance rank on reproductive success.*

1158 **Result 5.7: As in the individual analyses, population density but not diet is associated with differ-**
1159 **ences in the effect sizes**

1160 Population density but not the diet category are associated with variation in the effect of dominance rank
1161 on reproductive success (population density estimate metafor lower 0.00 to upper +0.01, rethinking lower
1162 +0.05 to upper +0.11; diet category estimate metafor lower -0.31 to upper +0.21, rethinking lower -0.40 to
1163 upper +0.69; n=346 effect sizes), while there is no support for an interaction between the two (interaction
1164 estimate metafor lower -0.02 to upper +0.02, rethinking lower -0.03 to upper +0.04).

1165

1166 *Prediction 5.8: Environmental harshness [larger effect sizes predicted] might be associated with reduced*
1167 *population density [smaller effect sizes predicted]), leading to an interactive influence on the strength of the*
1168 *effect sizes of dominance rank on reproductive success.*

1169 **Result 5.8: Population density but not environmental harshness remains associated with variation**
1170 **in effect sizes**

1171 Population density but not environmental harshness are associated with variation in the effect of dominance
1172 rank on reproductive success (population density estimate metafor lower 0.00 to upper +0.01, rethinking
1173 lower +0.04 to upper +0.11; environmental harshness estimate metafor lower -0.10 to upper +0.07, rethinking
1174 lower -0.08 to upper +0.01; n=214 effect sizes), and there is no support for an interaction between the two
1175 (interaction estimate metafor lower -0.001 to upper +0.001, rethinking lower -0.09 to upper +0.01).

1176

1177 *Prediction 5.9: Studies performed on wild versus captive individuals and using different measures of repro-*
1178 *ductive success might not only differ in the overall strength of the effect of rank on reproductive success,*
1179 *but also in how other variables influence this effect.*

1180 **Result 5.9: No different influences in captive and wild populations**

1181 Models in which both the intercept and the slopes can vary according to whether studies were performed in
1182 the wild or in captivity also showed that there are no detectable differences of the effects of dominance rank
1183 on reproductive success between populations in these settings (for the different life history measurements
1184 and for cooperative breeding).

1185

1186

1187 **Summary of combined analyses**

1188 The analyses of combinations of predictors of the effect size of dominance rank on reproductive success
1189 indicate that many predictors may have a direct influence. Regarding the potential influence of the study
1190 approach on inferences, we find that specific approaches are more common in some study systems, but that
1191 using different approaches does not lead to different estimates of the effect size. We also find that average
1192 relatedness might not directly mitigate effect sizes, but that it is a co-variate of the breeding system and
1193 whether females are philopatric or disperse. In addition, we find that all cooperative breeders have large
1194 effect sizes independent of further social variation, while differences in social factors, including philopatry,
1195 group size, average relatedness, and coalition formation, further mitigate effect sizes among plural breeders.

1196

Discussion

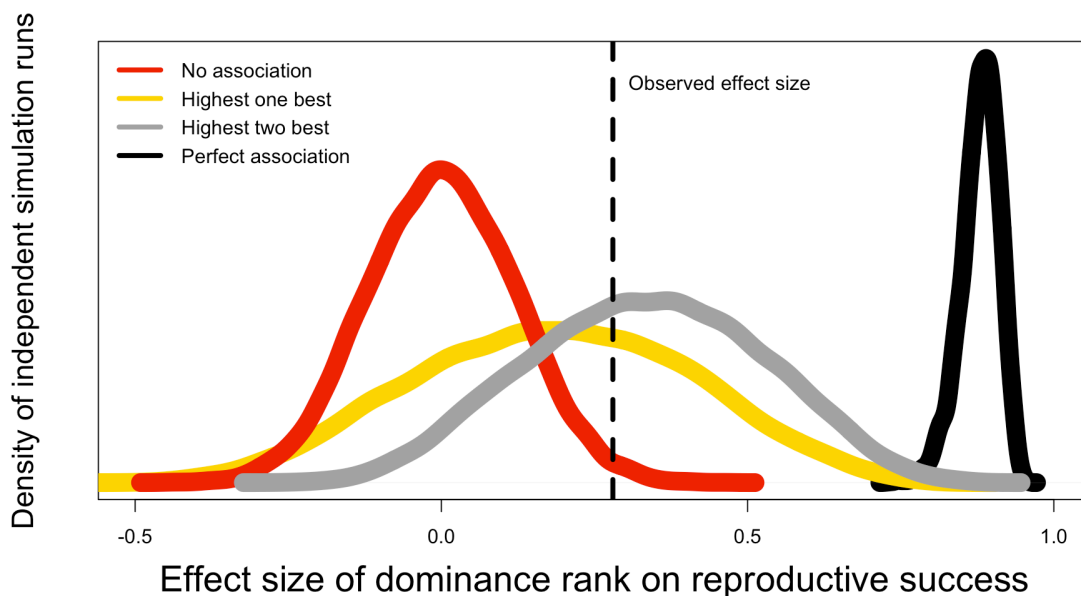
Our results provide support for three of our four pre-registered objectives. First, we find that in social mammals, dominant females have higher reproductive success than lower-ranking females. While there appears to be a publication bias in the dataset we put together, the overall positive effect of higher rank on reproductive success is strong, thus unlikely to result only from such bias, and instead reflects a genuine biological phenomenon. Second, positive effects of dominance rank are present across all life history measures and among plural breeders, where data for all measures of reproductive success exist, are highest for life-time reproductive success. This suggests that even if dominants might face some trade-offs (e.g. higher stress levels Cavigelli et al. (2003)), obtaining a high ranking position in a social group generally leads to fitness benefits, though how females obtain these benefits (e.g. shorter interbirth intervals versus larger offspring) differs between populations. Effects are particularly pronounced in species in which females produce large numbers of offspring at once. Third, and against our predictions, we did not find that ecological factors play a major role in mediating the benefits of rank on reproduction. Fourth, the types of society females live in appear to have a particular modulating influence. Strong associations between dominance rank and reproductive success are consistently found among cooperative breeders, they are intermediate in stable groups with small numbers of unrelated breeding females, and lowest when large numbers of females associate.

Despite a consistently positive relationship between higher dominance rank and higher reproductive success, the data show some biases, namely a combination of publication bias, study system bias, and study time bias. Unlike often claimed for meta-analyses, the over-representation of positive findings in our case appears not to be primarily due to a file-drawer problem of unpublished negative findings but due to researchers targeting their efforts on particular systems. Studies of the potential mechanisms of female competition and reproductive suppression appear to have focused on societies where there are clear differences in rank and in reproductive success between dominants and subordinates. Additional studies on (or publication of existing results from) societies in which hierarchies might not be as obvious could be revealing to understand how generally selection shapes female competition. In addition, obtaining reliable reproductive success data in long-lived mammals takes particular effort, again likely limiting the systems that have been studied to investigate the effects of dominance rank. We did find that studies conducted for longer time periods, and specifically for more than 10 years, show less variance in their estimates, potentially because they also have larger sample sizes. Alternatively, or in addition, studies conducted across longer time frames might be less likely to show extreme effect size estimates because natural changes in dominance rank and events that affect all females equally (e.g. droughts or infanticide Cheney et al. (2004)) occur relatively regularly across a multi-year study, while estimates derived over short time frames may over-estimate effect sizes. For future studies, detailed long-term investigations are not only relevant to understand the long-term consequences of the effect of dominance rank on reproduction, but also to infer the multiple mechanisms that can link rank to reproductive output (e.g. Fedigan (1983), Pusey et al. (1997), Tibbetts et al. (2022)). Tracing such differences in reproductive success over multiple generations will also be important to determine the selection processes shaping social evolution.

Overall, we estimated an average effect of 0.28 of rank on reproductive success. What does this mean? First, it is important to highlight that this effect size reflects how well rank predicts reproductive success, but the effect size does not directly indicate how different the reproductive success of high-ranking females is

1237 from that of low-ranking females. While the effect of dominance has to be zero in groups where all females
 1238 have exactly the same reproductive success, an effect of zero is also found in a group where there are
 1239 large differences in reproductive success across females which do not align with the females' dominance
 1240 rank. Just by chance, we would expect differences in reproductive success among females in a social group
 1241 and these differences could be associated with traits that might be used to classify social rank. To assess
 1242 whether the effects we detect are higher than such random variation, we performed simulations. For this,
 1243 we simulated artificial groups of female macaques, the genus most common in our sample. We assumed
 1244 that each female in each group might have an average of 2 offspring, following a Poisson distribution, so
 1245 most females have 1 or 2 offspring and very few more than 8 offspring. We performed 10,000 simulations
 1246 of six groups of twelve females each (the median group size in our data). When we set no association
 1247 between rank and reproductive success, less than 0.1% of simulations showed an effect size as high or
 1248 higher than the 0.28 we observe in the data (Figure 11). Effect sizes for a perfect association between each
 1249 female's rank and her reproductive success ranged between 0.75-0.95 (mean 0.88), lower than 1 because
 1250 some females of different rank will have the same number of offspring. Simulations in which the two highest
 1251 ranking females always have the highest reproductive success, while rank among lower ranking females is
 1252 no longer associated with success, produces effect sizes close to what we observe (mean 0.32), whereas
 1253 values tend to be slightly lower if only the highest ranking female consistently has the highest success
 1254 (mean 0.18). The value of the overall effect size we observe compared to those under random expectations
 1255 indicates that social rank has a particular association with reproductive success beyond the random variation
 1256 we expect in social groups.

1257



1258

1259 **Figure 11.** The average effect size of dominance rank on female reproductive success we observe in our
 1260 sample (0.28; dotted vertical line) is in between the effect sizes expected for social groups in which there is

1261 either no (grey line) or a perfect association (black line) between each rank and the reproductive success
1262 of females. The observed value is close to a situation in which the two highest ranking females (red line) or
1263 only the highest ranking female (yellow line) always have the highest success in a group of twelve females.
1264 Lines represent the densities of 10,000 simulated samples showing the respective effect size for each of
1265 the four associations.

1266

1267 Among the social traits we investigated, the highest difference in the effect of rank on reproductive success
1268 was between cooperative breeders and plural/associated breeders. This result was expected given the
1269 higher reproductive skew that has been found among females in cooperative breeders (Lukas and Clutton-
1270 Brock (2012)). The contrast between breeding systems appears due to the degree of reproductive control
1271 that dominants in cooperative breeders have. Our results also show that other social factors, in particular the
1272 number of females in the group and their relatedness, influence effect sizes in opposite directions in cooper-
1273 ative breeders than in plural breeders. The observation that in cooperative breeders reproductive success
1274 is shared less in species with larger numbers of subordinates and higher relatedness among them is in line
1275 with theoretical predictions that complete monopolization of reproduction can be stable if subordinates are
1276 queuing to inherit the dominant position themselves (Kokko and Johnstone (1999)). The likely importance of
1277 reproductive control of dominant females in cooperative breeders compared to plural/associated breeders is
1278 also reflected in the effect of group size on the benefits of dominance in the different breeding systems. Sim-
1279 ilar to what has also been found in eusocial insects (Rubenstein et al. (2016)) and cooperatively breeding
1280 birds (Riehl (2017)), among cooperatively breeding mammals there usually is a single breeding dominant
1281 female and large groups occur when her reproductive output is high without loss of reproductive control. In
1282 contrast, among plural/associated breeding mammals groups grow large as more females/matrilines join a
1283 group leading to reduced reproductive control of dominants. In this context, it is important to again bear
1284 in mind that we only look at the association between rank and the variation in reproductive success within
1285 groups. In cooperative breeders, increases in group size might reduce the reproductive output of dominant
1286 females even if they still monopolize reproduction (Clutton-Brock et al. (2010)). In plural breeders, even
1287 though the relative difference between dominant and subordinate females might be lower in larger groups,
1288 in terms of overall fitness it might still be better to be dominant in a group of the optimal size than in a smaller
1289 group (e.g. small group where dominant has 3 versus subordinate has 2 offspring, i.e. 50% higher fitness,
1290 compared to a group where dominant has 4 while all other females have 3 offspring, i.e. 33% higher fitness).

1291 Among plural and associated breeders, effects of dominance rank on female reproductive success are higher
1292 when (i) females disperse, (ii) groups are smaller, and (iii) females form coalitions. These observations are
1293 somewhat opposite to the processes presumably linked to reproductive suppression in cooperative breeders.
1294 In addition, these findings also do not support accounts that focus on nepotism as a primary factor in leading
1295 to social groups with large differences among females. It appears that in situations of strong nepotism
1296 females in a group might have more similar reproductive success, with patterns such as youngest sister
1297 ascendancy potentially reducing differences among kin (Datta (1988), Bergstrom and Fedigan (2010), Lea
1298 et al. (2014)), as predicted when offspring production is costly (Cant and Johnstone (1999)). In species with
1299 high nepotism, differences might be predominantly among matrilines (Holekamp et al. (2012)) rather than
1300 among individuals, which our study focused on. In our sample we observe relatively strong effects of high

1301 dominance rank in plural breeders when females form social bonds with unfamiliar/unrelated individuals they
1302 encounter when joining new breeding units upon reaching maturity (e.g. Cameron et al. (2009)), such as
1303 among equids and gorillas. Groups in which females compete with and form complex bonds with unrelated
1304 females tend to be characterized by high relationship complexity (Lukas and Clutton-Brock (2018)). Rates
1305 of aggression tend to be high and dominance relationships are often based on age differences (Rutberg and
1306 Greenberg (1990)) with rare changes in the hierarchy, such that females who obtain high ranking positions
1307 in these units are likely to gain fitness benefits for extended periods of time. Overall though, effect sizes
1308 can be high independent of how females acquire and maintain rank, as also highlighted by the similarity in
1309 effect sizes across macaque species with different dominance styles. It thus sounds as if social inequality,
1310 regardless of its sources and forms, has broadly similar consequences on the variance of reproductive
1311 success.

1312 Of the ecological variables we investigated, only population density was associated with differences in effect
1313 sizes of dominance rank on reproductive success, again supporting the role of social interactions in shaping
1314 fitness outcomes of dominance interactions. The observation that other ecological factors do not mitigate
1315 the strength of the fitness benefit dominant females receive might suggest that dominants are consistently
1316 able to outcompete other females in the group rather than dominance only being important under challeng-
1317 ing conditions. While local ecological conditions, rather than the coarse species-level traits we used here,
1318 might modulate fitness benefits of high dominance rank for females, it seems unlikely that there would be a
1319 strong directional influence given that effect sizes from the same species tend to be similar, even in captive
1320 conditions. In line with this, previous work has shown that subordinate females may not always be the first
1321 to suffer under limiting conditions (Fedigan (1983)). Instead, a number of ecological challenges, such as
1322 for example predation or drought (Cheney et al. (2004)), particularly affect pregnant or lactating females.
1323 Accordingly, these costs are mainly carried by those females that have high reproductive output, thereby
1324 reducing variance in reproductive success and diminishing the relative benefits dominant females acquire
1325 (Altmann and Alberts (2003)).

1326 The overall effect size of dominance rank on female reproductive success across the species in our sample
1327 is slightly higher than that reported in a previous study, though we find a similar value when we restrict our
1328 sample to primate species, the focus of the previous study (the average in our sample is 0.28 across all
1329 species, and 0.23 across primates only, versus 0.20 in a previous report for primates Majolo et al. (2012)).
1330 These estimates of the effects of female dominance rank are lower than those previously reported for males.
1331 The previous study on primates reports an effect of male dominance rank on fecundity of 0.71 (Majolo et
1332 al. (2012)), and estimates in a different study of the effect of dominance rank on males' mating success are
1333 ~0.6 (Cowlshaw and Dunbar (1991)). Do these different estimates reflect that males benefit more from high
1334 dominance rank than females? We think that we cannot make such an inference at this stage. Measures
1335 of mating success might not necessarily translate in equally high skew in reproductive success (Fedigan
1336 (1983)). Studies measuring male reproductive success also tend to cover even shorter time periods than the
1337 studies that identify female reproductive success; when sampled over similar time frame, in particular when
1338 sampled across the whole lifespan, the variances in reproductive success of males and females appear more
1339 similar (Lukas and Clutton-Brock (2014)). This is partly because mammalian males often move between
1340 groups, thus are only sampled for a subset of their reproductive career. Several factors identified here as
1341 modulating the effect of dominance rank on reproductive success may also be linked to differences between

1342 females and males. For example, the benefits of dominance may be mostly reproductive in males, while
1343 they may affect both reproduction and survival in females, again potentially leading to more similar values
1344 when measured across the whole lifespan. It could be expected that sex differences in the benefits of
1345 dominance on lifetime reproductive success are largely modulated by the mating system, where males may
1346 benefit more than females in polygynous species, but not in promiscuous or monogamous ones. Overall,
1347 the benefits of rank differ qualitatively and quantitatively between males and females and only additional
1348 symmetrical meta-analyses in males can answer such a question.

1349 Our findings highlight that social factors can have important influences on demography and genetic evolu-
1350 tion by leading to systematic differences in reproductive success. The effect of high dominance rank on
1351 reproductive success influences the growth and composition of social groups across generations. In partic-
1352 ular when social rank is heritable, long-term changes are visible in the few studies which have been able
1353 to track reproductive success across multiple generations. For example, among spotted hyenas, the high-
1354 est ranking female in 1979 is the ancestor of more than half of the females in the clan in 2009 (Holekamp
1355 et al. (2012)). This perspective also nicely highlights how small differences in reproductive success can
1356 add up over long time frames. While in the case of this hyena clan the highest ranking female gained the
1357 benefits, chance variation might also reduce such differences. For most populations, the effect sizes we
1358 reported are far from perfect such that dominants do not consistently have the highest reproductive success.
1359 Our data cannot resolve whether there is phenotypic selection to gain high rank (Huchard et al. (2016)),
1360 or whether high ranking females have higher reproductive success because they obtained this position by
1361 chance (Snyder and Ellner (2018)) in particular during extreme conditions where only few females might
1362 survive or reproduce (Lewontin and Cohen (1969)), or whether there are some traits that lead to both higher
1363 rank and higher reproductive success (Fedigan (1983)).

1364 Our focus in this study was on the consequences of competition among females within groups, highlighting
1365 that some females (the subordinates) have a reduced fitness. It is important to bear in mind that such
1366 an approach overlooks selection that operates on competition between groups, which may be substantial
1367 in cooperative breeders where a single female mothers all offspring in a group, such that only one of her
1368 daughters can inherit the highest rank. Accordingly, living in social groups might not necessarily maximize
1369 fitness differences among females compared to a situation where they would all be solitary. Instead, the
1370 fitness benefits of social life may outweigh its costs for most females, such that even subordinates have a
1371 higher relative fitness when group-living compared to living alone. Nevertheless, our findings clearly show
1372 that these benefits are unequally shared, and that this is true across environmental conditions. They draw
1373 a complex landscape of the level of social inequality across mammalian societies, where the benefits of
1374 social dominance are modulated by aspects of life-history, demography and sociality that affect the form
1375 and intensity of reproductive and social competition, more than by ecological competition.

1376 Ethics

1377 Our study relies on previously published data and did not involve working directly with animals.

1378 Author contributions

1379 **Shivani:** Hypothesis development, data collection, data analysis and interpretation, revising/editing.

1380 **Huchard:** Hypothesis development, data analysis and interpretation, write up, revising/editing.

1381 **Lukas:** Hypothesis development, data collection, data analysis and interpretation, write up, revising/editing,
1382 materials/funding.

1383 Data and code availability

1384 The dataset has been published at KNB doi:10.5063/F1PZ578P. The code of the current version is archived
1385 at Edmond doi:10.17617/3.80

1386 Funding

1387 Shivani received funding from the INSPIRE programme of the Department of Science & Technology of the
1388 Government of India. This research was supported by the Department of Human Behavior, Ecology and
1389 Culture at the Max Planck Institute for Evolutionary Anthropology.

1390 Conflict of interest disclosure

1391 We, the authors, declare that we have no financial conflicts of interest with the content of this article. Elise
1392 Huchard and Dieter Lukas are Recommenders at PCI Ecology.

1393

1394 Acknowledgements

1395 We thank our PCI Ecology Recommender, Matthieu Paquet, and our reviewers, Bonaventura Majolo and
1396 two anonymous reviewers, for their valuable feedback both on our preregistration and the manuscript, that
1397 greatly improved this piece of research. We are grateful to the members of the Department of Human
1398 Behavior, Ecology and Culture at the Max Planck Institute for Evolutionary Anthropology for feedback during
1399 the early stages of this project.

1400

1401 References

1402 Alexander RD (1974) The evolution of social behavior. Annual review of ecology and systematics 5:325–383
1403 Altmann J, Alberts SC (2003) Variability in reproductive success viewed from a life-history perspective in
1404 baboons. American Journal of Human Biology 15:401–409
1405 Balasubramaniam KN, Dittmar K, Berman CM, et al (2012) Hierarchical steepness, counter-aggression, and
1406 macaque social style scale. American journal of primatology 74:915–925

- 1407 Barsbai T, Lukas D, Ponderfer A (2021) Local convergence of behavior across species. *Science* 371:292–
1408 295
- 1409 Bercovitch FB (1991) Social stratification, social strategies, and reproductive success in primates. *Ethology*
1410 and *Sociobiology* 12:315–333
- 1411 Bergstrom ML, Fedigan LM (2010) Dominance among female white-faced capuchin monkeys (*cebus ca-*
1412 *pucinus*): Hierarchical linearity, nepotism, strength and stability. *Behaviour* 899–931
- 1413 Botero CA, Dor R, McCain CM, Safran RJ (2014) Environmental harshness is positively correlated with
1414 intraspecific divergence in mammals and birds. *Molecular ecology* 23:259–268
- 1415 Brown GR, Silk JB (2002) Reconsidering the null hypothesis: Is maternal rank associated with birth sex
1416 ratios in primate groups? *Proceedings of the National Academy of Sciences* 99:11252–11255
- 1417 Burgin CJ, Colella JP, Kahn PL, Upham NS (2018) How many species of mammals are there? *Journal of*
1418 *Mammalogy* 99:1–14
- 1419 Cameron EZ, Setsaas TH, Linklater WL (2009) Social bonds between unrelated females increase reproduc-
1420 tive success in feral horses. *Proceedings of the National Academy of Sciences* 106:13850–13853
- 1421 Cant MA, Johnstone RA (1999) Costly young and reproductive skew in animal societies. *Behavioral Ecology*
1422 10:178–184
- 1423 Cavigelli S, Dubovick T, Levash W, et al (2003) Female dominance status and fecal corticoids in a coop-
1424 erative breeder with low reproductive skew: Ring-tailed lemurs (*lemur catta*). *Hormones and Behavior*
1425 43:166–179
- 1426 Chamberlain SA, Hovick SM, Dibble CJ, et al (2012) Does phylogeny matter? Assessing the impact of
1427 phylogenetic information in ecological meta-analysis. *Ecology Letters* 15:627–636
- 1428 Cheney DL, Seyfarth RM, Fischer J, et al (2004) Factors affecting reproduction and mortality among baboons
1429 in the okavango delta, botswana. *International Journal of Primatology* 25:401–428
- 1430 Clutton-Brock TH, Hodge SJ, Flower TP, et al (2010) Adaptive suppression of subordinate reproduction in
1431 cooperative mammals. *The American Naturalist* 176:664–673
- 1432 Clutton-Brock T, Huchard E (2013) Social competition and its consequences in female mammals. *Journal*
1433 *of Zoology* 289:151–171
- 1434 Cowlshaw G, Dunbar RI (1991) Dominance rank and mating success in male primates. *Animal Behaviour*
1435 41:1045–1056
- 1436 Datta S (1988) The acquisition of dominance among free-ranging rhesus monkey siblings. *Animal behaviour*
1437 36:754–772
- 1438 Digby LJ, Ferrari SF, Saltzman W (2006) The role of competition in cooperatively breeding species. *Primates*
1439 in perspective Oxford University Press, New York 85–106
- 1440 Drummond AJ, Suchard MA, Xie D, Rambaut A (2012) Bayesian phylogenetics with BEAUti and the BEAST
1441 1.7. *Molecular biology and evolution* 29:1969–1973
- 1442 Ellis L (1995) Dominance and reproductive success among nonhuman animals: A cross-species compari-
1443 son. *Ethology and sociobiology* 16:257–333
- 1444 Fedigan LM (1983) Dominance and reproductive success in primates. *American Journal of Physical Anthro-*
1445 *pology* 26:91–129
- 1446 Fedigan LM, Jack KM (2013) Sexual conflict in white-faced capuchins. *Evolution's Empress*, eds Fisher ML,
1447 Garcia JR (Oxford Univ Press, New York) 281–303
- 1448 Fortunato L (2019) Lineal kinship organization in cross-specific perspective. *Philosophical Transactions of*

- 1449 the Royal Society B 374:20190005
- 1450 Frank LG (1986) Social organization of the spotted hyaena *crocuta crocuta*. II. Dominance and reproduction.
1451 *Animal Behaviour* 34:1510–1527
- 1452 Giles SL, Nicol CJ, Harris PA, Rands SA (2015) Dominance rank is associated with body condition in outdoor-
1453 living domestic horses (*equus caballus*). *Applied animal behaviour science* 166:71–79
- 1454 Holekamp KE, Smale L (1991) Dominance acquisition during mammalian social development: The “inheri-
1455 tance” of maternal rank. *American Zoologist* 31:306–317
- 1456 Holekamp KE, Smith JE, Strelhoff CC, et al (2012) Society, demography and genetic structure in the spotted
1457 hyena. *Molecular Ecology* 21:613–632
- 1458 Huchard E, English S, Bell MB, et al (2016) Competitive growth in a cooperative mammal. *Nature* 533:532–
1459 534
- 1460 Isaac JL (2005) Potential causes and life-history consequences of sexual size dimorphism in mammals.
1461 *Mammal Review* 35:101–115
- 1462 Jarman P (1983) Mating system and sexual dimorphism in large terrestrial, mammalian herbivores. *Biolog-
1463 ical Reviews* 58:485–520
- 1464 Jones KE, Bielby J, Cardillo M, et al (2009) PanTHERIA: A species-level database of life history, ecology, and
1465 geography of extant and recently extinct mammals: Ecological archives E090-184. *Ecology* 90:2648–
1466 2648
- 1467 Kappeler PM, Nunn CL, Vining AQ, Goodman SM (2019) Evolutionary dynamics of sexual size dimorphism
1468 in non-volant mammals following their independent colonization of madagascar. *Scientific reports* 9:1–14
- 1469 Kokko H, Johnstone RA (1999) Social queuing in animal societies: A dynamic model of reproductive skew.
1470 *Proceedings of the Royal Society of London Series B: Biological Sciences* 266:571–578
- 1471 Kurz S (2019) Statistical rethinking with brms, ggplot2, and the tidyverse. available at: <https://solomonkurz.netlify.com/post/ba>
1472 [meta-analysis/](https://solomonkurz.netlify.com/post/ba)
- 1473 Lajeunesse MJ, Koricheva J, Gurevitch J, Mengersen K (2013) Recovering missing or partial data from
1474 studies: A survey of conversions and imputations for meta-analysis. *Handbook of meta-analysis in
1475 ecology and evolution* 195–206
- 1476 Lakens D (2013) Calculating and reporting effect sizes to facilitate cumulative science: A practical primer
1477 for t-tests and ANOVAs. *Frontiers in psychology* 4:863
- 1478 Lea AJ, Learn NH, Theus MJ, et al (2014) Complex sources of variance in female dominance rank in a
1479 nepotistic society. *Animal behaviour* 94:87–99
- 1480 Lemaître J-F, Ronget V, Gaillard J-M (2020) Female reproductive senescence across mammals: A high
1481 diversity of patterns modulated by life history and mating traits. *Mechanisms of Ageing and Development*
1482 192:111377
- 1483 Lewontin RC, Cohen D (1969) On population growth in a randomly varying environment. *Proceedings of
1484 the National Academy of sciences* 62:1056–1060
- 1485 Loison A, Gaillard J-M, Pélabon C, Yoccoz NG (1999) What factors shape sexual size dimorphism in ungu-
1486 lates? *Evolutionary Ecology Research* 1:611–633
- 1487 Lukas D, Clutton-Brock T (2017) Climate and the distribution of cooperative breeding in mammals. *Royal
1488 Society open science* 4:160897
- 1489 Lukas D, Clutton-Brock T (2018) Social complexity and kinship in animal societies. *Ecology letters* 21:1129–
1490 1134

- 1491 Lukas D, Clutton-Brock T (2012) Cooperative breeding and monogamy in mammalian societies. *Proceed-*
1492 *ings of the Royal Society B: Biological Sciences* 279:2151–2156
- 1493 Lukas D, Clutton-Brock T (2014) Costs of mating competition limit male lifetime breeding success in polyg-
1494 ynous mammals. *Proceedings of the Royal Society B: Biological Sciences* 281:20140418
- 1495 Lukas D, Huchard E (2019) The evolution of infanticide by females in mammals. *Philosophical Transactions*
1496 *of the Royal Society B* 374:20180075
- 1497 Lukas D, Huchard E (2014) The evolution of infanticide by males in mammalian societies. *Science* 346:841–
1498 844
- 1499 Lukas D, Reynolds V, Boesch C, Vigilant L (2005) To what extent does living in a group mean living with
1500 kin? *Molecular Ecology* 14:2181–2196
- 1501 Majolo B, Lehmann J, Bortoli Vizioli A de, Schino G (2012) Fitness-related benefits of dominance in primates.
1502 *American journal of physical anthropology* 147:652–660
- 1503 McElreath R (2020) *Statistical rethinking: A bayesian course with examples in r and stan*. CRC press
- 1504 Nakagawa S, Lagisz M, Jennions MD, et al (2021a) Methods for testing publication bias in ecological and
1505 evolutionary meta-analyses
- 1506 Nakagawa S, Lagisz M, O’Dea RE, et al (2021b) The orchard plot: Cultivating a forest plot for use in ecology,
1507 evolution, and beyond. *Research Synthesis Methods* 12:4–12
- 1508 Nakagawa S, Santos ES (2012) Methodological issues and advances in biological meta-analysis. *Evolu-*
1509 *tionary Ecology* 26:1253–1274
- 1510 Pandit SA, Schaik CP van (2003) A model for leveling coalitions among primate males: Toward a theory of
1511 egalitarianism. *Behavioral Ecology and Sociobiology* 55:161–168
- 1512 Paradis E, Schliep K (2019) *Ape 5.0: An environment for modern phylogenetics and evolutionary analyses*
1513 *in r*. *Bioinformatics* 35:526–528
- 1514 Preston C, Ashby D, Smyth R (2004) Adjusting for publication bias: Modelling the selection process. *Journal*
1515 *of Evaluation in Clinical Practice* 10:313–322
- 1516 Pusey A (2012) Magnitude and sources of variation in female reproductive performance. *The evolution of*
1517 *primate societies* 343–366
- 1518 Pusey A, Williams J, Goodall J (1997) The influence of dominance rank on the reproductive success of
1519 female chimpanzees. *science* 277:828–831
- 1520 R Core Team (2020) *R: A language and environment for statistical computing*
- 1521 Riehl C (2017) Kinship and incest avoidance drive patterns of reproductive skew in cooperatively breeding
1522 birds. *The American Naturalist* 190:774–785
- 1523 Rubenstein DR, Botero CA, Lacey EA (2016) Discrete but variable structure of animal societies leads to the
1524 false perception of a social continuum. *Royal Society open science* 3:160147
- 1525 Rutberg AT, Greenberg SA (1990) Dominance, aggression frequencies and modes of aggressive competi-
1526 tion in feral pony mares. *Animal Behaviour* 40:322–331
- 1527 Smith RJ (1999) Statistics of sexual size dimorphism. *Journal of Human Evolution* 36:423–458
- 1528 Smith RJ, Cheverud JM (2002) Scaling of sexual dimorphism in body mass: A phylogenetic analysis of
1529 rensch’s rule in primates. *International Journal of Primatology* 23:1095–1135
- 1530 Snyder RE, Ellner SP (2018) Pluck or luck: Does trait variation or chance drive variation in lifetime repro-
1531 ductive success? *The American Naturalist* 191:E90–E107
- 1532 Solomon NG, French JA, et al (1997) *Cooperative breeding in mammals*. Cambridge University Press

- 1533 Stan Development Team (2020) Stan modeling language users guide and reference manual
- 1534 Stockley P (2003) Female multiple mating behaviour, early reproductive failure and litter size variation in
1535 mammals. *Proceedings of the Royal Society of London Series B: Biological Sciences* 270:271–278
- 1536 Stockley P, Bro-Jørgensen J (2011) Female competition and its evolutionary consequences in mammals.
1537 *Biological Reviews* 86:341–366
- 1538 Strauss ED, DeCasien AR, Galindo G, et al (2022) DomArchive: A century of published dominance data.
1539 *Philosophical Transactions of the Royal Society B* 377:20200436
- 1540 Swedell L, Leedom L, Saunders J, Pines M (2014) Sexual conflict in a polygynous primate: Costs and
1541 benefits of a male-imposed mating system. *Behavioral ecology and sociobiology* 68:263–273
- 1542 Thierry B (2007) Unity in diversity: Lessons from macaque societies. *Evolutionary Anthropology: Issues,*
1543 *News, and Reviews: Issues, News, and Reviews* 16:224–238
- 1544 Thouless C, Guinness F (1986) Conflict between red deer hinds: The winner always wins. *Animal Behaviour*
1545 34:1166–1171
- 1546 Tibbetts EA, Pardo-Sanchez J, Weise C (2022) The establishment and maintenance of dominance hierar-
1547 chies. *Philosophical Transactions of the Royal Society B* 377:20200450
- 1548 Upham NS, Esselstyn JA, Jetz W (2019) Inferring the mammal tree: Species-level sets of phylogenies for
1549 questions in ecology, evolution, and conservation. *PLoS Biology* 17:
- 1550 Van Noordwijk MA, Van Schaik CP (1988) Scramble and contest in feeding competition among female long-
1551 tailed macaques (*macaca fascicularis*). *Behaviour* 105:77–98
- 1552 Vehrencamp SL (1983) A model for the evolution of despotic versus egalitarian societies. *Animal Behaviour*
1553 31:667–682
- 1554 Viechtbauer W (2010) Conducting meta-analyses in r with the metafor package. *Journal of statistical soft-*
1555 *ware* 36:1–48
- 1556 Ward A, Webster M (2016) *Sociality: The behaviour of group-living animals*. Springer
- 1557 West MJ (1967) Foundress associations in polistine wasps: Dominance hierarchies and the evolution of
1558 social behavior. *Science* 157:1584–1585
- 1559 Williams GC (1966) *Adaptation and natural selection: A critique of some current evolutionary thought*. Prince-
1560 *ton science library OCLC*
- 1561 Wilman H, Belmaker J, Simpson J, et al (2014) EltonTraits 1.0: Species-level foraging attributes of the
1562 world's birds and mammals: Ecological archives E095-178. *Ecology* 95:2027–2027
- 1563 Wilson DB (2019) Practical meta-analysis effect size calculator [online calculator]. retrieved from:
1564 <https://www.campbellcollaboration.org/research-resources/research-for-resources/effect-size-calculator.html>

Supplement: The effect of dominance rank on female reproductive success in social mammals

Shivani, Elise Huchard, Dieter Lukas

07/10/2021

Supplementary data

Data Table. References for the effect sizes of dominance rank on female reproductive success, for the dominance system in a given population, and for the average relatedness among females in social groups in a given population.

Id	Species	Reference effect size	Reference dominance system	Reference relatedness
1	<i>Cervus elaphus</i>	(Clutton-Brock, et al. 1984)	(HALL, 2010)	(Nussey, et al., 2005)
2	<i>Crocota crocuta</i>	(Holekamp, et al., 1996)	(Hofer and East, 2003)	(Horn, et al., 2004)
3	<i>Macaca arctoides</i>	(Nieuwenhuijsen, et al., 1985)	(HOLEKAMP and SMALE, 1991)	NA
4	<i>Macaca fuscata</i>	(Gouzoules, et al. 1982)	(Koyama et al. 2003)	(Baxter and Fedigan, 1979)
5	<i>Macaca fuscata</i>	(Takahata, et al., 1998)	(Koyama et al. 2003)	(Nakagawa, et al., 2015)
6	<i>Macaca fuscata</i>	(Takahata, et al., 1998)	(Koyama et al. 2003)	(Nakagawa, et al., 2015)
7	<i>Macaca fuscata</i>	(Takahata, et al., 1998)	(Koyama et al. 2003)	(Nakagawa, et al., 2015)
8	<i>Macaca mulatta</i>	(Drickamer, 1974)	(Deutsch and Lee, 1991)	NA
9	<i>Mandrillus sphinx</i>	(Setchell, et al. 2005)	(Setchell et al. 2002)	NA
10	<i>Papio cynocephalus</i>	(, 2021)	(Packer, et al., 1995)	NA
11	<i>Papio cynocephalus</i>	(Wasser, et al., 2004)	(Packer, et al., 1995)	(Wasser and Starling, 1988)
12	<i>Rangifer tarandus</i>	(Holand, et al., 2004)	(Holand, et al., 2004)	(Djakovifa et al., 2011)
13	<i>Callithrix jacchus</i>	(Sousa, et al., 2005)	(Digby, 1995)	(Nievergelt et al. 2009)
14	<i>Chlorocebus aethiops</i>	(Fairbanks and McGuire, 1984)	(HOLEKAMP and SMALE, 1991)	(Fairbanks, et al., 2011)
15	<i>Chlorocebus aethiops</i>	(Fairbanks and McGuire, 1984)	(HOLEKAMP and SMALE, 1991)	(Fairbanks, et al., 2011)
16	<i>Crocota crocuta</i>	(Holekamp, et al., 1996)	(Hofer and East, 2003)	(Horn, et al., 2004)
17	<i>Crocota crocuta</i>	(Holekamp, et al., 1996)	(Hofer and East, 2003)	(Horn, et al., 2004)
18	<i>Lemur catta</i>	(Takahata, et al., 2007)	(Taylor and Sussman, 1985)	(Parga, et al., 2015)
19	<i>Macaca fuscata</i>	(Gouzoules, et al. 1982)	(Koyama et al. 2003)	(Baxter and Fedigan, 1979)
20	<i>Macaca fuscata</i>	(Gouzoules, et al. 1982)	(Koyama et al. 2003)	(Baxter and Fedigan, 1979)
21	<i>Macaca fuscata</i>	(Wolfe, 1984)	(Koyama et al. 2003)	(Koyama et al. 2003)
22	<i>Macaca sylvanus</i>	(Kümmerli and Martin, 2005)	(Paul and Kuester, 1987)	(Kuemmerli and Martin, 2008)
23	<i>Macaca sylvanus</i>	(Kümmerli and Martin, 2005)	(Paul and Kuester, 1987)	(Kuemmerli and Martin, 2008)
24	<i>Mesocricetus auratus</i>	(Huck, Lisk, and McKay, 1988)	(Huck, Lisk, and McKay, 1988)	(Huck, Lisk, and McKay, 1988)
25	<i>Mesocricetus auratus</i>	(Huck, Lisk, and McKay, 1988)	(Huck, Lisk, and McKay, 1988)	(Huck, Lisk, and McKay, 1988)

26	Mesocricetus_auratus	(Huck, Lisk, and McKay, 1988)	(Huck, Lisk, and McKay, 1988)	(Huck, Lisk, and McKay, 1988)
27	Oreamnos_americanus	(Cote and Festa-Bianchet, 2001)	(Cote, 2000)	(Shafer, et al., 2012)
28	Oryctolagus_cuniculus	(von Holst, et al., 2002)	(von Holst, et al., 2002)	(Surrridge, et al., 1999)
29	Oryctolagus_cuniculus	(von Holst, et al., 2002)	(von Holst, et al., 2002)	(Surrridge, et al., 1999)
30	Papio_cynocephalus	(Wasser, et al., 2004)	(Packer, Collins, Sindimwo, et al., 1995)	(Wasser and Starling, 1988)
31	Semnopithecus_entellus	(Borries, et al. 1991)	(Borries, Sommer, and Srivastava, 1991)	NA
32	Rangifer_tarandus	(Holand, et al., 2004)	(Holand, Gjonstein, Losvar, et al., 2004)	(Djakovifa et al., 2011)
33	Sciurus_vulgaris	(Wauters and Dhondt, 1989)	(Wauters and Dhondt, 1989)	NA
34	Sciurus_vulgaris	(Wauters and Dhondt, 1989)	(Wauters and Dhondt, 1989)	NA
35	Theropithecus_gelada	(DUNBAR and DUNBAR, 1977)	(Dunbar, 1980)	(Snyder-Mackler, et al., 2014)
36	Papio_ursinus	(Cheney et al. 2006)	(HOLEKAMP and SMALE, 1991)	(Silk, Cheney, and Seyfarth, 1999)
37	Papio_ursinus	(Bulger and Hamilton, 1987)	(HOLEKAMP and SMALE, 1991)	(Silk, Cheney, and Seyfarth, 1999)
38	Papio_ursinus	(Bulger and Hamilton, 1987)	(HOLEKAMP and SMALE, 1991)	(Silk, Cheney, and Seyfarth, 1999)
39	Cervus_elaphus	(Clutton-Brock, et al., 1984)	(HALL, 2010)	(Nussey, et al., 2005)
40	Crocota_crocota	(Holekamp, et al. 1996)	(Hofer and East, 2003)	(Horn, et al., 2004)
41	Gorilla_beringei	(Robbins, et al., 2007)	(Robbins, et al., 2007)	(Watts, 1994)
42	Lemur_catta	(Takahata, et al., 2007)	(Taylor and Sussman, 1985)	(Parga, et al., 2015)
43	Macaca_fascicularis	(VanNoordwijk & VanSchaik, 1999)	(van Noordwijk and van Schaik, 1987)	(Ruiter and Geffen, 1998)
44	Macaca_fascicularis	(VanNoordwijk & VanSchaik, 1999)	(van Noordwijk and van Schaik, 1987)	(Ruiter and Geffen, 1998)
45	Macaca_fascicularis	(VanNoordwijk & VanSchaik, 1999)	(van Noordwijk and van Schaik, 1987)	(Ruiter and Geffen, 1998)
46	Macaca_fascicularis	(VanNoordwijk & VanSchaik, 1999)	(van Noordwijk and van Schaik, 1987)	(Ruiter and Geffen, 1998)
47	Macaca_fascicularis	(VanNoordwijk & VanSchaik, 1999)	(van Noordwijk and van Schaik, 1987)	(Ruiter and Geffen, 1998)
48	Macaca_fascicularis	(VanNoordwijk & VanSchaik, 1999)	(van Noordwijk and van Schaik, 1987)	(Ruiter and Geffen, 1998)
49	Macaca_fascicularis	(VanNoordwijk & VanSchaik, 1999)	(van Noordwijk and van Schaik, 1987)	(Ruiter and Geffen, 1998)
50	Macaca_fascicularis	(VanNoordwijk & VanSchaik, 1999)	(van Noordwijk and van Schaik, 1987)	(Ruiter and Geffen, 1998)
51	Macaca_fascicularis	(VanNoordwijk & VanSchaik, 1999)	(van Noordwijk and van Schaik, 1987)	(Ruiter and Geffen, 1998)
52	Macaca_fascicularis	(VanNoordwijk & VanSchaik, 1999)	(van Noordwijk and van Schaik, 1987)	(Ruiter and Geffen, 1998)
53	Macaca_fascicularis	(VanNoordwijk & VanSchaik, 1999)	(van Noordwijk and van Schaik, 1987)	(Ruiter and Geffen, 1998)
54	Macaca_fascicularis	(VanNoordwijk & VanSchaik, 1999)	(van Noordwijk and van Schaik, 1987)	(Ruiter and Geffen, 1998)
55	Macaca_fascicularis	(VanNoordwijk & VanSchaik, 1999)	(van Noordwijk and van Schaik, 1987)	(Ruiter and Geffen, 1998)
56	Macaca_fascicularis	(VanNoordwijk & VanSchaik, 1999)	(van Noordwijk and van Schaik, 1987)	(Ruiter and Geffen, 1998)
57	Macaca_fascicularis	(VanNoordwijk & VanSchaik, 1999)	(van Noordwijk and van Schaik, 1987)	(Ruiter and Geffen, 1998)
58	Macaca_fascicularis	(VanNoordwijk & VanSchaik, 1999)	(van Noordwijk and van Schaik, 1987)	(Ruiter and Geffen, 1998)
59	Macaca_fascicularis	(VanNoordwijk & VanSchaik, 1999)	(van Noordwijk and van Schaik, 1987)	(Ruiter and Geffen, 1998)
60	Macaca_fascicularis	(VanNoordwijk & VanSchaik, 1999)	(van Noordwijk and van Schaik, 1987)	(Ruiter and Geffen, 1998)
61	Macaca_fascicularis	(VanNoordwijk & VanSchaik, 1999)	(van Noordwijk and van Schaik, 1987)	(Ruiter and Geffen, 1998)
62	Macaca_fascicularis	(VanNoordwijk & VanSchaik, 1999)	(van Noordwijk and van Schaik, 1987)	(Ruiter and Geffen, 1998)
63	Macaca_fascicularis	(VanNoordwijk & VanSchaik, 1999)	(van Noordwijk and van Schaik, 1987)	(Ruiter and Geffen, 1998)
64	Macaca_fuscata	(Takahata, et al., 1998)	(Koyama et al. 2003)	(Nakagawa, et al., 2015)
65	Macaca_mulatta	(Meikle and Vessey, 1988)	(Deutsch and Lee, 1991)	NA
66	Oreamnos_americanus	(Cote and Festa-Bianchet, 2001)	(Fa, 2000)	(Shafer, et al., 2012)
67	Oreamnos_americanus	(Cote and Festa-Bianchet, 2001)	(Fa, 2000)	(Shafer, et al., 2012)
68	Oryctolagus_cuniculus	(von Holst, et al., 2002)	(von Holst, et al., 2002)	(Surrridge, et al., 1999)
69	Pan_troglodytes	(Pusey, 1997)	(Wittig et al. 2003)	(Vigilant, et al., 2001)

70	Papio_anubis	(Packer, et al., 1995)	(Johnson, 1987)	(Kopp 2015)
71	Papio_anubis	(Packer, et al., 1995)	(Johnson, 1987)	(Kopp 2015)
72	Papio_anubis	(Packer, et al., 1995)	(Johnson, 1987)	(Kopp 2015)
73	Papio_anubis	(Packer, et al., 1995)	(Johnson, 1987)	(Kopp 2015)
74	Papio_anubis	(Packer, et al., 1995)	(Johnson, 1987)	(Kopp 2015)
75	Papio_cynocephalus	(Wasser, et al., 2004)	(Packer, Collins, Sindimwo, et al., 1995)	(Wasser and Starling, 1988)
76	Papio_cynocephalus	(Silk, 2003)	(Packer, Collins, Sindimwo, et al., 1995)	(Horn, et al., 2007)
77	Papio_cynocephalus	(Silk, 2003)	(Packer, Collins, Sindimwo, et al., 1995)	(Horn, et al., 2007)
78	Semnopithecus_entellus	(Borries, et al., 1991)	(Borries, Sommer, and Srivastava, 1991)	NA
79	Semnopithecus_entellus	(Borries, et al., 1991)	(Borries, Sommer, and Srivastava, 1991)	NA
80	Crocuta_crocata	(Hofer and East, 2003)	(Hofer and East, 2003)	NA
81	Papio_ursinus	(Cheney et al. 2006)	(HOLEKAMP and SMALE, 1991)	(Silk, et al., 1999)
82	Papio_ursinus	(Cheney et al. 2006)	(HOLEKAMP and SMALE, 1991)	(Silk, et al., 1999)
83	Papio_ursinus	(Bulger and Hamilton, 1987)	(HOLEKAMP and SMALE, 1991)	(Silk, et al., 1999)
84	Papio_ursinus	(Bulger and Hamilton, 1987)	(HOLEKAMP and SMALE, 1991)	(Silk, et al., 1999)
85	Macaca_fuscata	(Gouzoules, et al., 1982)	(Koyama et al. 2003)	(Baxter and Fedigan, 1979)
86	Macaca_fuscata	(Takahata, et al., 1998)	(Koyama et al. 2003)	(Nakagawa, et al., 2015)
87	Mandrillus_sphinx	(Setchell et al. 2002)	(Setchell et al. 2002)	NA
88	Papio_anubis	(Cheney et al. 2006)	(Johnson, 1987)	NA
89	Papio_ursinus	NA	(HOLEKAMP and SMALE, 1991)	(Silk, et al., 1999)
90	Papio_ursinus	(Cheney et al. 2006)	(HOLEKAMP and SMALE, 1991)	(Silk, et al., 1999)
91	Chlorocebus_aethiops	(Fairbanks and McGuire, 1984)	(HOLEKAMP and SMALE, 1991)	(Fairbanks, et al., 2011)
92	Crocuta_crocata	(Holekamp, et al., 1996)	(Hofer and East, 2003)	(Horn, et al., 2004)
93	Crocuta_crocata	(Holekamp, et al., 1996)	(Hofer and East, 2003)	(Horn, et al., 2004)
94	Crocuta_crocata	(Holekamp, et al., 1996)	(Hofer and East, 2003)	(Horn, et al., 2004)
95	Crocuta_crocata	(Holekamp, et al., 1996)	(Hofer and East, 2003)	(Horn, et al., 2004)
96	Crocuta_crocata	(Holekamp, et al., 1996)	(Hofer and East, 2003)	(Horn, et al., 2004)
97	Gorilla_beringei	(Robbins, et al., 2007)	(Robbins, et al., 2005)	(Watts, 1994)
98	Macaca_arctoides	(Nieuwenhuijsen, et al., 1985)	(HOLEKAMP and SMALE, 1991)	NA
99	Mandrillus_sphinx	(Setchell et al. 2002)	(Setchell et al. 2002)	NA
100	Mandrillus_sphinx	(Setchell et al. 2002)	(Setchell et al. 2002)	NA
101	Papio_anubis	(Packer, et al., 1995)	(Johnson, 1987)	NA
102	Papio_anubis	(Packer, et al., 1995)	(Johnson, 1987)	(Kopp 2015)
103	Papio_anubis	(Packer, et al., 1995)	(Johnson, 1987)	NA
104	Papio_anubis	(Packer, et al., 1995)	(Johnson, 1987)	(Kopp 2015)
105	Papio_anubis	(Garcia, Lee, and Rosetta, 2006)	(Johnson, 1987)	NA
106	Papio_anubis	(Garcia, Lee, and Rosetta, 2006)	(Johnson, 1987)	NA
107	Papio_cynocephalus	(Wasser, et al., 2004)	(Packer, Collins, Sindimwo, et al., 1995)	(Wasser and Starling, 1988)
108	Papio_cynocephalus	(Wasser, et al., 2004)	(Packer, Collins, Sindimwo, et al., 1995)	(Wasser and Starling, 1988)
109	Papio_cynocephalus	(Wasser, et al., 2004)	(Packer, Collins, Sindimwo, et al., 1995)	(Wasser and Starling, 1988)
110	Papio_anubis	(Barton and Whiten, 1993)	(Johnson, 1987)	(Lynch 2016)
111	Papio_ursinus	(Bulger and Hamilton, 1987)	(HOLEKAMP and SMALE, 1991)	(Silk, et al., 1999)
112	Papio_ursinus	(Bulger and Hamilton, 1987)	(HOLEKAMP and SMALE, 1991)	(Silk, et al., 1999)
113	Gorilla_beringei	(Robbins, et al., 2007)	(Robbins, et al., 2005)	(Watts, 1994)

114	<i>Macaca fascicularis</i>	(VanNoordwijk VanSchaik, 1999)	(van Noordwijk and van Schaik, 1987)	(Ruiter and Geffen, 1998)
115	<i>Macaca fascicularis</i>	(VanNoordwijk VanSchaik, 1999)	(van Noordwijk and van Schaik, 1987)	(Ruiter and Geffen, 1998)
116	<i>Macaca fascicularis</i>	(VanNoordwijk VanSchaik, 1999)	(van Noordwijk and van Schaik, 1987)	(Ruiter and Geffen, 1998)
117	<i>Macaca fascicularis</i>	(VanNoordwijk VanSchaik, 1999)	(van Noordwijk and van Schaik, 1987)	(Ruiter and Geffen, 1998)
118	<i>Macaca fascicularis</i>	(VanNoordwijk VanSchaik, 1999)	(van Noordwijk and van Schaik, 1987)	(Ruiter and Geffen, 1998)
119	<i>Macaca fascicularis</i>	(VanNoordwijk VanSchaik, 1999)	(van Noordwijk and van Schaik, 1987)	(Ruiter and Geffen, 1998)
120	<i>Macaca fascicularis</i>	(VanNoordwijk VanSchaik, 1999)	(van Noordwijk and van Schaik, 1987)	(Ruiter and Geffen, 1998)
121	<i>Macaca fascicularis</i>	(VanNoordwijk VanSchaik, 1999)	(van Noordwijk and van Schaik, 1987)	(Ruiter and Geffen, 1998)
122	<i>Macaca fuscata</i>	(Takahata, et al., 1998)	(Koyama et al. 2003)	(Nakagawa, et al., 2015)
123	<i>Macaca fuscata</i>	(Takahata, et al., 1998)	(Koyama et al. 2003)	(Nakagawa, et al., 2015)
124	<i>Macaca fuscata</i>	(Takahata, et al., 1998)	(Koyama et al. 2003)	(Nakagawa, et al., 2015)
125	<i>Macaca fuscata</i>	(Takahata, et al., 1998)	(Koyama et al. 2003)	(Nakagawa, et al., 2015)
126	<i>Mandrillus sphinx</i>	(Setchell, et al., 2005)	(Setchell et al. 2002)	NA
127	<i>Ovis canadensis</i>	(Festa-Bianchet, 1991)	(Festa-Bianchet, 1991)	(Fournier & Festa-Bianchet, 1995)
128	<i>Papio anubis</i>	(Packer, et al., 1995)	(Johnson, 1987)	(Kopp 2015)
129	<i>Papio anubis</i>	(Packer, et al., 1995)	(Johnson, 1987)	(Kopp 2015)
130	<i>Papio cynocephalus</i>	(Wasser, et al., 2004)	(Packer, Collins, Sindimwo, et al., 1995)	(Wasser and Starling, 1988)
131	<i>Crocota crocuta</i>	(Hofer and East, 2003)	(Hofer and East, 2003)	NA
132	<i>Macaca fuscata</i>	(Takahata, 1980)	(Koyama et al. 2003)	(Koyama)2003
133	<i>Oryctolagus cuniculus</i>	(von Holst, Hutzelmeyer, Kaetzke, et al., 2002)	(von Holst, Hutzelmeyer, Kaetzke, et al., 2002)	(Surrridge, et al., 1999)
134	<i>Papio anubis</i>	(Packer, et al., 1995)	(Johnson, 1987)	(Kopp 2015)
135	<i>Papio anubis</i>	(Packer, et al., 1995)	(Johnson, 1987)	(Kopp 2015)
136	<i>Papio cynocephalus</i>	(Wasser, et al., 2004)	(Packer, Collins, Sindimwo, et al., 1995)	(Wasser and Starling, 1988)
137	<i>Papio cynocephalus</i>	(Wasser, et al., 2004)	(Packer, Collins, Sindimwo, et al., 1995)	(Wasser and Starling, 1988)
138	<i>Papio cynocephalus</i>	(Wasser, et al., 2004)	(Packer, Collins, Sindimwo, et al., 1995)	(Wasser and Starling, 1988)
139	<i>Crocota crocuta</i>	(Hofer and East, 2003)	(Hofer and East, 2003)	NA
140	<i>Papio ursinus</i>	(Cheney et al. 2006)	(HOLEKAMP and SMALE, 1991)	(Silk, et al., 1999)
141	<i>Papio ursinus</i>	(Cheney et al. 2006)	(HOLEKAMP and SMALE, 1991)	(Silk, et al., 1999)
142	<i>Cervus elaphus</i>	(Clutton-Brock, et al., 1984)	(HALL, 2010)	(Nussey, et al., 2005)
143	<i>Cervus elaphus</i>	(Clutton-Brock, et al., 1984)	(HALL, 2010)	(Nussey, et al., 2005)
144	<i>Macaca mulatta</i>	(Wilson, et al., 1978)	(Deutsch and Lee, 1991)	(Bernstein and Ehardt, 1986)
145	<i>Macaca mulatta</i>	(Wilson, et al., 1978)	(Deutsch and Lee, 1991)	(Bernstein and Ehardt, 1986)
146	<i>Macaca sinica</i>	(Dittus, 1979)	(Dittus, 1986)	NA
147	<i>Macaca sinica</i>	(Dittus, 1979)	(Dittus, 1986)	NA
148	<i>Lycaon pictus</i>	(Creel, et al., 1997)	(Spiering, et al., 2009)	(Girman, et al., 1997)
149	<i>Fukomys damarensis</i>	(Burland, et al., 2004)	(Gaylard, Harrison, and Bennett, 1998)	(Burland, et al., 2002)
150	<i>Macaca fuscata</i>	(Fedigan, et al., 1986)	(Koyama et al. 2003)	(Baxter and Fedigan, 1979)
151	<i>Macaca fuscata</i>	(Fedigan, et al., 1986)	(Koyama et al. 2003)	(Baxter and Fedigan, 1979)
152	<i>Macaca fuscata</i>	(Fedigan, et al., 1986)	(Koyama et al. 2003)	(Baxter and Fedigan, 1979)
153	<i>Macaca fuscata</i>	(Fedigan, et al., 1986)	(Koyama et al. 2003)	(Baxter and Fedigan, 1979)
154	<i>Helogale parvula</i>	(Keane, et al., 1994)	(Creel, 2005)	(Creel and Waser, 1994)
155	<i>Helogale parvula</i>	(Keane, et al., 1994)	(Creel, 2005)	(Creel and Waser, 1994)
156	<i>Helogale parvula</i>	(Keane, et al., 1994)	(Creel, 2005)	(Creel and Waser, 1994)
157	<i>Marmota caligata</i>	(Wasser and Barash, 1983)	(Patil, Karels, and Hik, 2015)	NA

158	<i>Marmota_caligata</i>	(Wasser and Barash, 1983)	(Patil, Karels, and Hik, 2015)	NA
159	<i>Marmota_caligata</i>	(Wasser and Barash, 1983)	(Patil, Karels, and Hik, 2015)	NA
160	<i>Marmota_caligata</i>	(Wasser and Barash, 1983)	(Patil, Karels, and Hik, 2015)	NA
161	<i>Macaca_radiata</i>	(Silk, et al., 1981)	(HOLEKAMP and SMALE, 1991)	NA
162	<i>Macaca_radiata</i>	(Silk, et al., 1981)	(HOLEKAMP and SMALE, 1991)	NA
163	<i>Macaca_radiata</i>	(Silk, et al., 1981)	(HOLEKAMP and SMALE, 1991)	NA
164	<i>Marmota_flaviventris</i>	(Huang, et al., 2011)	(Huang, Wey, and Blumstein, 2011)	(Armitage, et al., 2011)
165	<i>Marmota_flaviventris</i>	(Huang, et al., 2011)	(Huang, Wey, and Blumstein, 2011)	(Armitage, et al., 2011)
166	<i>Marmota_flaviventris</i>	(Huang, et al., 2011)	(Huang, Wey, and Blumstein, 2011)	(Armitage, et al., 2011)
167	<i>Marmota_flaviventris</i>	(Huang, et al., 2011)	(Huang, Wey, and Blumstein, 2011)	(Armitage, et al., 2011)
168	<i>Alouatta_palliata</i>	(Glander, 1980)	(Jones, 1980)	NA
169	<i>Alouatta_palliata</i>	(Glander, 1980)	(Jones, 1980)	NA
170	<i>Equus_quagga</i>	(Pluhacek, and Plausik, 2006)	(Lloyd and Rasa, 1994)	NA
171	<i>Equus_quagga</i>	(Pluhacek, and Plausik, 2006)	(Lloyd and Rasa, 1994)	NA
172	<i>Equus_zebra</i>	(Lloyd and Rasa, 1989)	(Lloyd and Rasa, 1994)	NA
173	<i>Equus_zebra</i>	(Lloyd and Rasa, 1989)	(Lloyd and Rasa, 1994)	NA
174	<i>Equus_zebra</i>	(Lloyd and Rasa, 1989)	(Lloyd and Rasa, 1994)	NA
175	<i>Equus_zebra</i>	(Lloyd and Rasa, 1989)	(Lloyd and Rasa, 1994)	NA
176	<i>Equus_zebra</i>	(Lloyd and Rasa, 1989)	(Lloyd and Rasa, 1994)	NA
177	<i>Equus_caballus</i>	(Rubenstein et al. 2009)	(Sinderbrand 2011)	NA
178	<i>Equus_caballus</i>	(Rubenstein et al. 2009)	(Sinderbrand 2011)	NA
179	<i>Equus_caballus</i>	(Rubenstein et al. 2009)	NA	NA
180	<i>Mirounga_angustirostris</i>	(Cheney et al. 1988)	(Christenson and Boeuf, 1978)	NA
181	<i>Ovis_canadensis</i>	(Hass, 1991)	(Festa-Bianchet, 1991)	(Fournier & Festa-Bianchet, 1995)
182	<i>Ovis_canadensis</i>	(Hass, 1991)	(Festa-Bianchet, 1991)	(Fournier & Festa-Bianchet, 1995)
183	<i>Ovis_canadensis</i>	(Hass, 1991)	(Festa-Bianchet, 1991)	(Fournier & Festa-Bianchet, 1995)
184	<i>Hyaena_brunnea</i>	(Owens and Owens, 1996)	(OWENS and OWENS, 1996)	(Knowles, et al., 2009)
185	<i>Hyaena_brunnea</i>	(Owens and Owens, 1996)	(OWENS and OWENS, 1996)	(Knowles, et al., 2009)
186	<i>Mus_musculus</i>	(Rusu and Krackow, 2004)	(Rusu and Krackow, 2004)	(Rusu and Krackow, 2004)
187	<i>Mus_musculus</i>	(Koenig, 1994)	(Rusu and Krackow, 2004)	(Koenig, 1994)
188	<i>Mus_musculus</i>	(Koenig, 1994)	(Rusu and Krackow, 2004)	(Koenig, 1994)
189	<i>Mus_musculus</i>	(Koenig, 1994)	(Rusu and Krackow, 2004)	(Koenig, 1994)
190	<i>Mus_musculus</i>	(Koenig, 1994)	(Rusu and Krackow, 2004)	(Koenig, 1994)
191	<i>Rhabdomys_pumilio</i>	(Kinahan and Pillay, 2007)	(Kinahan and Pillay, 2007)	(Kinahan and Pillay, 2007)
192	<i>Rhabdomys_pumilio</i>	(Kinahan and Pillay, 2007)	(Kinahan and Pillay, 2007)	(Kinahan and Pillay, 2007)
193	<i>Rhabdomys_pumilio</i>	(Kinahan and Pillay, 2007)	(Kinahan and Pillay, 2007)	(Kinahan and Pillay, 2007)
194	<i>Rhabdomys_pumilio</i>	(Kinahan and Pillay, 2007)	(Kinahan and Pillay, 2007)	(Kinahan and Pillay, 2007)
195	<i>Rhabdomys_pumilio</i>	(Kinahan and Pillay, 2007)	(Kinahan and Pillay, 2007)	(Kinahan and Pillay, 2007)
196	<i>Rhabdomys_pumilio</i>	(Kinahan and Pillay, 2007)	(Kinahan and Pillay, 2007)	(Kinahan and Pillay, 2007)
197	<i>Apodemus_sylvaticus</i>	(Gerlach, 2002)	(Gerlach, 2002)	(Gerlach, 2002)
198	<i>Apodemus_sylvaticus</i>	(Gerlach, 2002)	(Gerlach, 2002)	(Gerlach, 2002)
199	<i>Apodemus_sylvaticus</i>	(Gerlach, 2002)	(Gerlach, 2002)	(Gerlach, 2002)
200	<i>Apodemus_sylvaticus</i>	(Gerlach, 2002)	(Gerlach, 2002)	(Gerlach, 2002)
201	<i>Apodemus_sylvaticus</i>	(Gerlach, 2002)	(Gerlach, 2002)	(Gerlach, 2002)

202	<i>Apodemus sylvaticus</i>	(Gerlach, 2002)	(Gerlach, 2002)	(Gerlach, 2002)
203	<i>Apodemus sylvaticus</i>	(Gerlach, 2002)	(Gerlach, 2002)	(Gerlach, 2002)
204	<i>Apodemus sylvaticus</i>	(Gerlach, 2002)	(Gerlach, 2002)	(Gerlach, 2002)
205	<i>Apodemus sylvaticus</i>	(Gerlach, 2002)	(Gerlach, 2002)	(Gerlach, 2002)
206	<i>Apodemus sylvaticus</i>	(Gerlach, 2002)	(Gerlach, 2002)	(Gerlach, 2002)
207	<i>Apodemus sylvaticus</i>	(Gerlach, 2002)	(Gerlach, 2002)	(Gerlach, 2002)
208	<i>Apodemus sylvaticus</i>	(Gerlach, 2002)	(Gerlach, 2002)	(Gerlach, 2002)
209	<i>Rattus norvegicus</i>	(Schultz and Lore, 1993)	(Ziporyn and McClintock, 1991)	(Schultz and Lore, 1993)
210	<i>Marmota marmota</i>	(Hacklaender, et al., 2003)	(Lardy, and Cohas, 2013)	(Hacklaender, et al. 2003)
211	<i>Heterocephalus glaber</i>	(Faulkes and Bennett, 2001)	(Clarke and Faulkes, 1997)	NA
212	<i>Fukomys damarensis</i>	(Faulkes and Bennett, 2001)	(Gaylard, Harrison, and Bennett, 1998)	(Burland, et al., 2002)
213	<i>Cryptomys hottentotus</i>	(Faulkes and Bennett, 2001)	(Gaylard, Harrison, and Bennett, 1998)	NA
214	<i>Suricata suricatta</i>	(Griffin, 2003)	(Russell, et al., 2004)	(Griffin, 2003)
215	<i>Leontopithecus rosalia</i>	(Henry, et al., 2013)	(Baker et al. 2002)	NA
216	<i>Leontopithecus rosalia</i>	(Henry, et al., 2013)	(Baker et al. 2002)	NA
217	<i>Leontopithecus rosalia</i>	(Henry, et al., 2013)	(Baker et al. 2002)	NA
218	<i>Leontopithecus rosalia</i>	(Dietz and Baker, 1993)	NA	NA
219	<i>Leontocebus fuscicollis</i>	(Goldizen, et al., 1996)	(Goldizen, et al., 1996)	NA
220	<i>Saguinus mystax</i>	(Garber, et al., 1993)	(Smith 2000)	NA
221	<i>Cebus capucinus</i>	(Fedigan, et al, 2008)	(Fedigan and Bergstrom, 2010)	NA
222	<i>Cebus capucinus</i>	(Fedigan, et al, 2008)	(Fedigan and Bergstrom, 2010)	NA
223	<i>Cercopithecus mitis</i>	(Cords, 2002)	(Klass and Cords, 2015)	NA
224	<i>Chlorocebus aethiops</i>	NA	(HOLEKAMP and SMALE, 1991)	NA
225	<i>Chlorocebus aethiops</i>	(Cheney et al. 1988)	(HOLEKAMP and SMALE, 1991)	NA
226	<i>Chlorocebus aethiops</i>	(Cheney et al. 1988)	(HOLEKAMP and SMALE, 1991)	NA
227	<i>Chlorocebus aethiops</i>	(Whitten et al. 1983)	(HOLEKAMP and SMALE, 1991)	NA
228	<i>Chlorocebus aethiops</i>	(Whitten et al. 1983)	(HOLEKAMP and SMALE, 1991)	NA
229	<i>Chlorocebus aethiops</i>	(Whitten et al. 1983)	(HOLEKAMP and SMALE, 1991)	NA
230	<i>Chlorocebus aethiops</i>	(Whitten et al. 1983)	(HOLEKAMP and SMALE, 1991)	NA
231	<i>Pan troglodytes</i>	(Jones, et al., 2010)	(Wittig et al. 2003)	(Vigilant, et al., 2001)
232	<i>Papio anubis</i>	(Smuts and Nicolson, 1989)	(Johnson, 1987)	NA
233	<i>Papio anubis</i>	(Smuts and Nicolson, 1989)	(Johnson, 1987)	NA
234	<i>Macaca fuscata</i>	(Itoigawa,et al. 1992)	(Koyama et al. 2003)	NA
235	<i>Macaca fuscata</i>	(Itoigawa, et al., 1992)	(Koyama et al. 2003)	NA
236	<i>Macaca fuscata</i>	(Itoigawa, et al., 1992)	(Koyama et al. 2003)	NA
237	<i>Macaca fuscata</i>	(Itoigawa, et al., 1992)	(Koyama et al. 2003)	NA
238	<i>Macaca fuscata</i>	(Itoigawa, et al., 1992)	(Koyama et al. 2003)	NA
239	<i>Macaca fuscata</i>	(Itoigawa, et al., 1992)	(Koyama et al. 2003)	NA
240	<i>Ovis canadensis</i>	(Eccles and Shackleton, 1986)	(Festa-Bianchet, 1991)	(Fournier & Festa-Bianchet, 1995)
241	<i>Ovis canadensis</i>	(Eccles and Shackleton, 1986)	(Festa-Bianchet, 1991)	(Fournier & Festa-Bianchet, 1995)
242	<i>Ammotragus lervia</i>	(Cassinello and Alados, 1996)	(Cassinello, 1995)	NA
243	<i>Ammotragus lervia</i>	(Cassinello and Alados, 1996)	(Cassinello, 1995)	NA
244	<i>Ammotragus lervia</i>	(Cassinello and Alados, 1996)	(Cassinello, 1995)	NA
245	<i>Ammotragus lervia</i>	(Cassinello and Alados, 1996)	(Cassinello, 1995)	NA

246	<i>Antilocapra americana</i>	(Clancey and Byers, 2015)	(Dennehy, 2001)	(Carling, et al., 2003)
247	<i>Antilocapra americana</i>	(Clancey and Byers, 2015)	(Dennehy, 2001)	(Carling, et al., 2003)
248	<i>Antilocapra americana</i>	(Clancey and Byers, 2015)	(Dennehy, 2001)	(Carling, et al., 2003)
249	<i>Nanger dama</i>	(Alados and Escez, 1992)	(Alados and Escvez, 2021)	NA
250	<i>Gazella cuvieri</i>	(Alados and Escez, 1992)	(Alados and Escvez, 2021)	NA
251	<i>Gazella cuvieri</i>	(Alados and Escez, 1992)	(Alados and Escvez, 2021)	NA
252	<i>Gazella cuvieri</i>	(Alados and Escez, 1992)	(Alados and Escvez, 2021)	NA
253	<i>Gazella cuvieri</i>	(Alados and Escez, 1992)	(Alados and Escvez, 2021)	NA
254	<i>Nanger dama</i>	(Alados and Escez, 1992)	(Alados and Escvez, 2021)	NA
255	<i>Nanger dama</i>	(Alados and Escez, 1992)	(Alados and Escvez, 2021)	NA
256	<i>Nanger dama</i>	(Alados and Escez, 1992)	(Alados and Escvez, 2021)	NA
257	<i>Capra nubiana</i>	(Shargal, et al., 2008)	(Greenberg-Cohen, et al., 2010)	NA
258	<i>Ozotoceros bezoarticus</i>	(Morales-Picerva, et al., 2014)	(Morales-Pisterva, et al., 2014)	NA
259	<i>Ozotoceros bezoarticus</i>	(Morales-Picerva, et al., 2014)	(Morales-Pisterva, et al., 2014)	NA
260	<i>Mus musculus</i>	(Drickamer, 1985)	(Rusu and Krackow, 2004)	(Drickamer, 1985)
261	<i>Mus musculus</i>	(Drickamer, 1985)	(Rusu and Krackow, 2004)	(Drickamer, 1985)
262	<i>Mus musculus</i>	(Drickamer, 1985)	(Rusu and Krackow, 2004)	(Drickamer, 1985)
263	<i>Helogale parvula</i>	(Rood, 1980)	(Creel, 2005)	(Creel and Waser, 1994)
264	<i>Macaca mulatta</i>	(Gomendio, et al. 1990)	(Deutsch and Lee, 1991)	NA
265	<i>Macaca mulatta</i>	(Gomendio, et al. 1990)	(Deutsch and Lee, 1991)	NA
266	<i>Cervus elaphus</i>	(Gomendio, et al. 1990)	(HALL, 2010)	(Nussey, et al., 2005)
267	<i>Cervus elaphus</i>	(Gomendio, et al. 1990)	(HALL, 2010)	(Nussey, et al., 2005)
268	<i>Macaca mulatta</i>	(Gomendio, et al. 1990)	(Deutsch and Lee, 1991)	NA
269	<i>Crocuta crocuta</i>	(Frank et al. 1995)	(Hofer and East, 2003)	(Horn, et al., 2007)
270	<i>Crocuta crocuta</i>	(Frank et al. 1995)	(Hofer and East, 2003)	(Horn, et al., 2007)
271	<i>Crocuta crocuta</i>	(Frank et al. 1995)	(Hofer and East, 2003)	(Horn, et al., 2007)
272	<i>Crocuta crocuta</i>	(Frank et al. 1995)	(Hofer and East, 2003)	(Horn, et al., 2007)
273	<i>Crocuta crocuta</i>	(Frank et al. 1995)	(Hofer and East, 2003)	(Horn, et al., 2007)
274	<i>Ateles paniscus</i>	(Symington, 1987)	(van Roosmalen 1980)	NA
275	<i>Crocuta crocuta</i>	(White, 2005)	(Hofer and East, 2003)	(Horn, et al., 2007)
276	<i>Crocuta crocuta</i>	(White, 2005)	(Hofer and East, 2003)	(Horn, et al., 2007)
277	<i>Crocuta crocuta</i>	(White, 2005)	(Hofer and East, 2003)	(Horn, et al., 2007)
278	<i>Petrogale concinna</i>	(Nelson and Goldstone, 1986)	(Nelson and Goldstone, 1986)	NA
279	<i>Macaca assamensis</i>	(Heesen, et al., 2013)	(Fuertbauerr 2011)	(Moor, et al., 2020)
280	<i>Papio ursinus</i>	(Busse 1982)	(HOLEKAMP and SMALE, 1991)	(Silk, et al. 1999)
281	<i>Macaca fuscata</i>	(Wolfe, 1984)	(Koyama et al. 2003)	(Koyama et al. 2003)
282	<i>Macaca fuscata</i>	(Wolfe, 1984)	(Koyama et al. 2003)	(Koyama et al. 2003)
283	<i>Macaca fuscata</i>	(Wolfe, 1984)	(Koyama et al. 2003)	(Koyama et al. 2003)
284	<i>Theropithecus gelada</i>	(le Roux, et al., 2010)	(Dunbar, 1980)	(Snyder-Mackler, et al., 2014)
285	<i>Theropithecus gelada</i>	(le Roux, et al., 2010)	(Dunbar, 1980)	(Snyder-Mackler, et al., 2014)
286	<i>Marmota marmota</i>	(King and Cote, 2002)	(Lardy, and Cohas, 2013)	NA
287	<i>Marmota marmota</i>	(King and Cote, 2002)	(Lardy, and Cohas, 2013)	NA
288	<i>Papio cynocephalus</i>	(Beehner, et al., 2006)	(Packer, et al., 1995)	(Horn, et al., 2007)
289	<i>Papio cynocephalus</i>	(Beehner, et al., 2006)	(Packer, et al., 1995)	(Horn, et al., 2007)

290	Papio_cynocephalus	NA	(Packer, et al., 1995)	(Horn, et al., 2007)
291	Papio_cynocephalus	(Altmann & Alberts 2003)	(Packer, et al., 1995)	(Horn, et al., 2007)
292	Papio_ursinus	(Baniel et al. 2021)	(Holekamp and Smale, 1991)	(Baniel, et al. 2018)
293	Vulpes_vulpes	(Baker, et al., 1998)	(Baker et al., 1998)	(Iossa, et al., 2008)
294	Semnopithecus_entellus	(Dolhinow, et al., 1979)	(Borries, Sommer, and Srivastava, 1991)	NA
295	Sapajus_apella	(DiBitetti et al. 2001)	(Welker, et al., 1990)	NA
296	Miopithecus_talapoin	(Abbott, 1987)	(Abbott, 1987)	NA
297	Mungos_mungo	(Nichols,et al., 2010)	(de Luca and Ginsberg, 2001)	(Nichols, et al., 2012)
298	Mungos_mungo	(Nichols,et al., 2010)	(de Luca and Ginsberg, 2001)	(Nichols, et al., 2012)
299	Mungos_mungo	(Nichols,et al., 2010)	(de Luca and Ginsberg, 2001)	(Nichols, et al., 2012)
300	Mungos_mungo	(Nichols,et al., 2010)	(de Luca and Ginsberg, 2001)	(Nichols, et al., 2012)
301	Mungos_mungo	(de Luca and Ginsberg, 2001)	(de Luca and Ginsberg, 2001)	(Nichols, et al., 2012)
302	Canis_simensis	(Randall, et al., 2007)	(HOLEKAMP and SMALE, 1991)	(Randall, et al., 2007)
303	Procapra_capensis	(Koren and Geffen, 2009)	(Visser, Robinson, and van Vuuren, 2020)	(Visser 2013)
304	Bison_bison	(Vervaecke, Roden, and de Vries, 2005)	(Vervaecke, Roden, and de Vries, 2005)	NA
305	Bison_bison	(Vervaecke, Roden, and de Vries, 2005)	(Vervaecke, Roden, and de Vries, 2005)	NA
306	Capra_pyrenaica	(Santiago-Moreno, et al., 2007)	(Santiago et al. 2013)	NA
307	Sus_scrofa	(Meikle, et al., 2010)	(Gaillard et al. 1993)	(Meikle, et al., 2010)
308	Papio_cynocephalus	(Altmann et al. 1988)	(Packer, Collins, Sindimwo, et al., 1995)	(Horn, et al., 2007)
309	Macaca_sylvanus	(Paul & Kuester 1996)	(Paul and Kuester, 1987)	(Kuemmerli and Martin, 2008)
310	Macaca_sylvanus	(Paul & Kuester 1996)	(Paul and Kuester, 1987)	(Kuemmerli and Martin, 2008)
311	Macaca_sylvanus	NA	(Paul and Kuester, 1987)	(Kuemmerli and Martin, 2008)
312	Papio_ursinus	(Baniel et al. 2021)	(HOLEKAMP and SMALE, 1991)	(Baniel, et al., 2018)
313	Papio_ursinus	(Baniel et al. 2021)	(HOLEKAMP and SMALE, 1991)	(Baniel, et al., 2018)
314	Papio_ursinus	(McFarland, et al., 2017)	(HOLEKAMP and SMALE, 1991)	NA
315	Papio_ursinus	(McFarland, et al., 2017)	(HOLEKAMP and SMALE, 1991)	NA
316	Papio_cynocephalus	(McFarland, et al., 2017)	(Packer, Collins, Sindimwo, et al., 1995)	(Horn, et al., 2007)
317	Lama_guanicoe	(Correa, et al., 2013)	(Correa, et al., 2013)	NA
318	Bos_taurus	(Hohenbrink et al., 2012)	(Spinka et al., 2013)	NA
319	Capra_hircus	(Barroso, et al., 2000)	(Barroso, Alados, and Boza, 2000)	NA
320	Sus_scrofa	(Mendl, et al. 1995)	(Cappa, Lombardini, and Meriggi, 2021)	NA
321	Bison_bison	(Green and Rothstein, 1991)	(Vervaecke, Roden, and de Vries, 2005)	NA
322	Bison_bison	(Green and Rothstein, 1991)	(Vervaecke, Roden, and de Vries, 2005)	NA
323	Antilocapra_americana	(Byers 1997)	(Dennehy, 2001)	(Carling, et al., 2003)
324	Antilocapra_americana	(Byers 1997)	(Dennehy, 2001)	(Carling, et al., 2003)
325	Antilocapra_americana	(Byers 1997)	(Dennehy, 2001)	(Carling, et al., 2003)
326	Antilocapra_americana	(Byers 1997)	(Dennehy, 2001)	(Carling, et al., 2003)
327	Suricata_suricatta	(MacLeod & Clutton-Brock, 2013)	(Russell, Carlson, McIlrath, et al., 2004)	(Griffin, 2003)
328	Suricata_suricatta	(MacLeod & Clutton-Brock, 2013)	(Russell, Carlson, McIlrath, et al., 2004)	(Griffin, 2003)
329	Mesocricetus_auratus	(Pratt and Lisk, 1989)	(Huck, Lisk, and McKay, 1988)	(Huck, et al. 1988)
330	Mesocricetus_auratus	(Pratt and Lisk, 1989)	(Huck, Lisk, and McKay, 1988)	(Huck, et al. 1988)
331	Gorilla_beringei	(Robbins, et al., 2011)	(Robbins, Gerald-Steklis, Robbins, et al., 2005)	(Watts, 1994)
332	Gorilla_beringei	(Robbins, et al., 2011)	(Robbins, Gerald-Steklis, Robbins, et al., 2005)	(Watts, 1994)
333	Gorilla_beringei	(Robbins, et al., 2011)	(Robbins, Gerald-Steklis, Robbins, et al., 2005)	(Watts, 1994)

334	Papio_anubis	(Smuts and Nicolson, 1989)	(Johnson, 1987)	NA
335	Papio_anubis	(Smuts and Nicolson, 1989)	(Johnson, 1987)	NA
336	Papio_anubis	(Smuts and Nicolson, 1989)	(Johnson, 1987)	NA
337	Macaca_mulatta	(Small and Hrdy, 1986)	(Deutsch and Lee, 1991)	NA
338	Cercopithecus_mitis	(Roberts and Cords, 2013)	(Klass and Cords, 2015)	NA
339	Suricata_suricatta	(Macdonald and Doolan, 1997)	(Russell, Carlson, McIlrath, et al., 2004)	NA
340	Microtus_arvalis	(Dobly, 2008)	(Dobly, 2008)	(Dobly, 2008)
341	Microtus_ochrogaster	(Wolff, et al., 2001)	(Wolff, Dunlap, and Ritchhart, 2001)	(Wolff, et al., 2001)
342	Microtus_pinetorum	(Wolff, et al., 2001)	(Wolff, Dunlap, and Ritchhart, 2001)	(Wolff, et al., 2001)
343	Macaca_mulatta	(Meikle, et al. 1984)	(Deutsch and Lee, 1991)	NA
344	Macaca_sylvanus	(Paul and Thommen, 1984)	(Paul and Kuester, 1987)	NA
345	Macaca_sylvanus	(Paul and Thommen, 1984)	(Paul and Kuester, 1987)	NA
346	Macaca_sylvanus	(Paul and Thommen, 1984)	(Paul and Kuester, 1987)	NA
347	Equus_quagga	(Schilder and Boer, 1987)	(Lloyd and Rasa, 1994)	NA
348	Equus_quagga	(Schilder and Boer, 1987)	(Lloyd and Rasa, 1994)	NA
349	Macaca_mulatta	(Berman, 1988)	(Deutsch and Lee, 1991)	(Chepko-Sade & Olivier, 1979)
350	Macaca_arctoides	(Rhine, 1994)	(HOLEKAMP and SMALE, 1991)	NA
351	Papio_cynocephalus	(Rhine, et al., 1992)	(Packer, Collins, Sindimwo, et al., 1995)	(Wasser & Starling, 1988)
352	Canis_latrans	(Gese 2004)	(Gese 2004)	NA
353	Canis_latrans	(Gese 2004)	(Gese 2004)	NA
354	Macaca_mulatta	(Brent, et al. 2017)	(Deutsch and Lee, 1991)	(Chepko-Sade & Olivier, 1979)
355	Suricata_suricatta	(Cram, et al., 2018)	(Russell, Carlson, McIlrath, et al., 2004)	(Griffin, 2003)
356	Fukomys_mechowi	(Dammann, et al., 2011)	(Wallace and Bennett, 1998)	(Dammann, et al., 2011)
357	Papio_ursinus	(Silk, et al. 2010)	(HOLEKAMP and SMALE, 1991)	(Silk, et al., 1999)
358	Papio_cynocephalus	(Archie, et al., 2014)	(Packer, Collins, Sindimwo, et al., 1995)	(Horn, et al., 2007)
359	Crocuta_crocuta	(Watts, et al., 2009)	(Hofer and East, 2003)	(Horn, et al., 2007)
360	Crocuta_crocuta	(Strauss and Holekamp, 2019)	(Hofer and East, 2003)	(Horn, et al., 2007)
361	Propithecus_verreauxi	(Kubzdela 1998)	(Kubzdela 1998)	(Lawler, et al. 2003)
362	Propithecus_verreauxi	(Kubzdela 1998)	(Kubzdela 1998)	(Lawler, et al. 2003)
363	Propithecus_verreauxi	(Kubzdela 1998)	(Kubzdela 1998)	(Lawler, et al. 2003)
364	Macaca_mulatta	(Blomquist, et al., 2010)	(Deutsch and Lee, 1991)	(Chepko-Sade & Olivier, 1979)
365	Macaca_mulatta	(Blomquist, et al., 2010)	(Deutsch and Lee, 1991)	(Chepko-Sade & Olivier, 1979)
366	Macaca_mulatta	(Blomquist, et al., 2010)	(Deutsch and Lee, 1991)	(Chepko-Sade & Olivier, 1979)
367	Papio_ursinus	(Ron, Henzi, and Motro, 1996)	(HOLEKAMP and SMALE, 1991)	NA
368	Papio_ursinus	(Ron, Henzi, and Motro, 1996)	(HOLEKAMP and SMALE, 1991)	NA
369	Papio_ursinus	(Ron, Henzi, and Motro, 1996)	(HOLEKAMP and SMALE, 1991)	NA
370	Macaca_mulatta	(Simpson and Simpson, 1982)	(Deutsch and Lee, 1991)	NA
371	Macaca_fuscata	(Koyama, et al. 1992)	(Koyama et al. 2003)	(Koyama et al. 2003)
372	Macaca_fuscata	(Koyama, et al. 1992)	(Borries, Sommer, and Srivastava, 1991)	(Koyama et al. 2003)
373	Macaca_mulatta	(Maestripietri, 2001)	(Deutsch and Lee, 1991)	(Bernstein & Ehardt, 1986)
374	Macaca_mulatta	(Maestripietri, 2001)	(Deutsch and Lee, 1991)	(Bernstein & Ehardt, 1986)
375	Semnopithecus_schistaceus	(Vries et al., 2016)	(VRIES, KOENIG, and BORRIES, 2016)	NA
376	Semnopithecus_schistaceus	(Vries et al., 2016)	(VRIES, KOENIG, and BORRIES, 2016)	NA
377	Semnopithecus_schistaceus	(Vries et al., 2016)	(VRIES, KOENIG, and BORRIES, 2016)	NA

378	Mungos_mungo	(Sanderson, et al. 2015)	(de Luca and Ginsberg, 2001)	(Nichols, et al., 2012)
379	Mungos_mungo	(Sanderson, et al. 2015)	(de Luca and Ginsberg, 2001)	(Nichols, et al., 2012)
380	Mesocricetus_auratus	(Chelini, et al., 2011)	(Huck, Lisk, and McKay, 1988)	(Pratt and Lisk, 1989)
381	Mesocricetus_auratus	(Chelini, et al., 2011)	(Huck, Lisk, and McKay, 1988)	(Pratt and Lisk, 1989)
382	Mesocricetus_auratus	(Chelini, et al., 2011)	(Huck, Lisk, and McKay, 1988)	(Pratt and Lisk, 1989)
383	Macaca_mulatta	(Liu, et al. 2018)	(Deutsch and Lee, 1991)	NA
384	Macaca_mulatta	(Liu, et al. 2018)	(Deutsch and Lee, 1991)	NA
385	Macaca_mulatta	(Liu, et al. 2018)	(Deutsch and Lee, 1991)	NA
386	Macaca_mulatta	(Liu, et al. 2018)	(Deutsch and Lee, 1991)	NA
387	Ceratotherium_simum	(Metrione and Harder, 2011)	(Metrione, Penfold, and Waring, 2007)	(Metrione and Harder, 2011)
388	Cebus_capucinus	(Kalbitzer, et al. 2017)	(Fedigan and Bergstrom, 2010)	NA
389	Canis_lupus	(Cafazzo, et al., 2014)	(Cafazzo, Valsecchi, Bonanni, and Natoli, 2010)	NA
390	Macaca_nigra	(Kerhoas, et al., 2014)	(Duboscq, et al., 2017)	NA
391	Equus_caballus	(Cameron, et al., 2009)	(Sinderbrand 2011)	(Cameron, et al., 2009)
392	Equus_caballus	(Cameron, et al., 2009)	(Sinderbrand 2011)	(Cameron, et al., 2009)
393	Odocoileus_virginianus	(Michel, et al., 2015)	(Townsend and Bailey, 1981)	NA
394	Papio_cynocephalus	(Archie, et al., 2014)	(Packer, Collins, Sindimwo, et al., 1995)	(Horn, et al., 2007)
395	Macaca_mulatta	(Ellis, et al., 2019)	(Deutsch and Lee, 1991)	(Chepko-Sade & Olivier, 1979)
396	Cervus_elaphus	(Ceacero, et al., 2018)	(HALL, 2010)	(Ceacero, et al., 2018)
397	Cervus_elaphus	(Ceacero, et al., 2018)	(HALL, 2010)	(Ceacero, et al., 2007)
398	Cervus_elaphus	(Ceacero, et al., 2018)	(HALL, 2010)	(Ceacero, et al., 2007)
399	Cervus_elaphus	(Ceacero, et al., 2018)	(HALL, 2010)	(Ceacero, et al., 2007)
400	Bos_taurus	(Spinka, and Ceacero, 2017)	(Spinka, et al., 2013)	NA
401	Bos_taurus	(Spinka, and Ceacero, 2017)	(Spinka, et al., 2013)	NA
402	Bos_taurus	(Spinka, and Ceacero, 2017)	(Spinka, et al., 2013)	NA
403	Bos_taurus	(Spinka, and Ceacero, 2017)	(Spinka, et al., 2013)	NA
404	Bos_taurus	(Spinka, and Ceacero, 2017)	(Spinka, et al., 2013)	NA
405	Oryctolagus_cuniculus	(Mykytowycz, 1959)	(von Holst, Hutzelmeyer, Kaetzke, et al., 2002)	NA
406	Oryctolagus_cuniculus	(Mykytowycz, 1959)	(von Holst, Hutzelmeyer, Kaetzke, et al., 2002)	NA
407	Heterocephalus_glaber	(Jarvis, 1981)	(Clarke and Faulkes, 1997)	NA
408	Canis_rufus	(Zimen, 2010)	(Sparkman, et al. 2010)	NA
409	Canis_rufus	(Zimen, 2010)	(Sparkman, et al. 2010)	NA
410	Lycaon_pictus	(Malcolm and Marten, 1982)	(Spiering, Somers, Maldonado, et al., 2009)	(Girman, et al., 1997)
411	Lycaon_pictus	(Malcolm and Marten, 1982)	(Spiering, Somers, Maldonado, et al., 2009)	(Girman, et al., 1997)
412	Macaca_mulatta	(Anderson and Simpson, 1979)	(Deutsch and Lee, 1991)	NA
413	Macaca_fuscata	(Sugiyama and Ohsawa, 1982)	(Koyama et al. 2003)	NA
414	Macaca_fuscata	(Sugiyama and Ohsawa, 1982)	(Koyama et al. 2003)	NA
415	Macaca_fuscata	(Sugiyama and Ohsawa, 1982)	(Koyama et al. 2003)	NA
416	Macaca_fuscata	(Sugiyama and Ohsawa, 1982)	(Koyama et al. 2003)	NA
417	Macaca_mulatta	(Stucki, Dow, and Sade, 1991)	(Deutsch and Lee, 1991)	(Chepko-Sade & Olivier, 1979)
418	Macaca_mulatta	(Bercovitch and Berard, 1993)	(Deutsch and Lee, 1991)	(Chepko-Sade & Olivier, 1979)
419	Theropithecus_gelada	(Dunbar, 1980)	(Dunbar, 1980)	(Snyder-Mackler, et al., 2014)
420	Theropithecus_gelada	(Dunbar, 1980)	(Dunbar, 1980)	(Snyder-Mackler, et al., 2014)
421	Theropithecus_gelada	(Dunbar, 1980)	(Dunbar, 1980)	(Snyder-Mackler, et al., 2014)

422	<i>Theropithecus gelada</i>	(Dunbar, 1980)	(Dunbar, 1980)	(Snyder-Mackler, et al., 2014)
423	<i>Theropithecus gelada</i>	(Dunbar, 1980)	(Dunbar, 1980)	(Snyder-Mackler, et al., 2014)
424	<i>Theropithecus gelada</i>	(Dunbar, 1985)	(Dunbar, 1980)	(Snyder-Mackler, et al., 2014)
425	<i>Callithrix jacchus</i>	(Rothe, 2010)	(Digby, 1995)	(Rothe, 2010)
426	<i>Callithrix jacchus</i>	(Arruda, et al., 2005)	(Digby, 1995)	(Nievergelt et al. 2000)
427	<i>Callithrix jacchus</i>	(Arruda, et al., 2005)	(Digby, 1995)	(Nievergelt et al. 2000)
428	<i>Callithrix jacchus</i>	(Abbott, et al., 1981)	(Digby, 1995)	(Abbott, et al., 1981)
429	<i>Erythrocebus patas</i>	(Loy, 1981)	(Isbell & Pruett 1988)	NA
430	<i>Saimiri sciureus</i>	(Coe, et al., 1981)	(Mitchell, Boinski, and van Schaik, 1991)	NA
431	<i>Saimiri sciureus</i>	(Coe, et al., 1981)	(Mitchell, Boinski, and van Schaik, 1991)	NA
432	<i>Saimiri sciureus</i>	(Coe, et al., 1981)	(Mitchell, Boinski, and van Schaik, 1991)	NA
433	<i>Chlorocebus aethiops</i>	(Wrangham, 1981)	(HOLEKAMP and SMALE, 1991)	NA
434	<i>Macaca mulatta</i>	(Blomquist, 2009)	(Deutsch and Lee, 1991)	(Chepko-Sade & Olivier, 1979)
435	<i>Pan troglodytes</i>	(Boesch, 1997)	(Wittig et al. 2003)	(Lukas et al., 2005)
436	<i>Pan troglodytes</i>	(Boesch, 1997)	(Wittig et al. 2003)	(Lukas et al., 2005)
437	<i>Lemur catta</i>	(Nunn and Pereira, 2000)	(Taylor and Sussman, 1985)	(Taylor and Sussman, 1985)
438	<i>Macaca fascicularis</i>	(Schaik, et al., 1989)	(Wittig et al. 2003)	NA
439	<i>Pan troglodytes</i>	(Stanton, et al., 2017)	NA	(Vigilant, et al., 2001)
440	<i>Pan troglodytes</i>	(Stanton, et al., 2017)	(Wittig et al. 2003)	(Vigilant, et al., 2001)
441	<i>Gorilla beringei</i>	(Eckardt, et al., 2016)	(Robbins, Gerald-Steklis, Robbins, et al., 2005)	(Watts, 1994)
442	<i>Macaca sylvanus</i>	(Modolo and Martin, 2007)	(Paul and Kuester, 1987)	(Kuemmerli and Martin, 2008)
443	<i>Lophocebus albigena</i>	(Arlet, et al., 2014)	(Arlet, et al., 2014)	NA
444	<i>Trachypithecus phayrei</i>	(Borries, et al., 2004)	(Koenig, Larney, Lu, and Borries, 2004)	(Larney 2013)

Supplementary references

- [1] Nievergelt, C.M., Digby, L.J., “Ramakrishnan, U. and Woodruff, D.S., 2000. Genetic analysis of group composition and breeding system in a wild common marmoset (*Callithrix jacchus*) population”. In: *International Journal of Primatology*, 21(1), pp.1-20.
- [2] R. Spinka, et al. “Pay respect to the elders: age, more than body mass, determines dominance in female beef cattle”. In: *Animal Behaviour* 86.6 (Dec. 2013), pp. 1315-1323. DOI: 10.1016/j.anbehav.2013.10.002. <URL: <https://doi.org/10.1016/j.anbehav.2013.10.002>>.
- [3] R. Spinka, et al., and F. Ceacero. “Higher dominance position does not result in higher reproductive success in female beef cattle1,2”. In: *Journal of Animal Science* 95.8 (Aug. 2017), pp. 3301-3309. DOI: 10.2527/jas.2017.1415. <URL: <https://doi.org/10.2527/jas.2017.1415>>.
- [4] D. H. Abbott. “Behaviourally mediated suppression of reproduction in female primates”. In: *Journal of Zoology* 213.3 (Nov. 1987), pp. 455-470. DOI: 10.1111/j.1469-7998.1987.tb03720.x. <URL: <https://doi.org/10.1111/j.1469-7998.1987.tb03720.x>>.
- [5] D. H. Abbott, A. S. McNeilly, S. F. Lunn, et al. “Inhibition of ovarian function in subordinate female marmoset monkeys (*Callithrix jacchus*)”. In: *Reproduction* 63.2 (Nov. 1981), pp. 335-345. DOI: 10.1530/jrf.0.0630335. <URL: <https://doi.org/10.1530/jrf.0.0630335>>.
- [6] C. Alados and J. Escós. “The determinants of social status and the effect of female rank on reproductive success in *Dama* and *Cuvier’s* gazelles”. In: *Ethology Ecology & Evolution* 4.2 (2021), pp. 151-164. ISSN: 0394-9370. DOI: 10.1080/08927014.1992.9525336. <URL: <http://dx.doi.org/10.1080/08927014.1992.9525336>>.

- [7] C. Alados and J. Escós. “The determinants of social status and the effect of female rank on reproductive success in Dama and Cuvier’s gazelles”. In: *Ethology Ecology & Evolution* 4.2 (2021), pp. 151-164. ISSN: 0394-9370. DOI: 10.1080/08927014.1992.9525336. <URL: <http://dx.doi.org/10.1080/08927014.1992.9525336>>.
- [8] C. Alados and J. Escós. “The determinants of social status and the effect of female rank on reproductive success in Dama and Cuvier’s gazelles”. In: *Ethology Ecology & Evolution* 4.2 (2021), pp. 151-164. ISSN: 0394-9370. DOI: 10.1080/08927014.1992.9525336. <URL: <http://dx.doi.org/10.1080/08927014.1992.9525336>>.
- [9] C. Alados and J. Escós. “The determinants of social status and the effect of female rank on reproductive success in Dama and Cuvier’s gazelles”. In: *Ethology Ecology & Evolution* 4.2 (Apr. 1992), pp. 151-164. DOI: 10.1080/08927014.1992.9525336. <URL: <https://doi.org/10.1080/08927014.1992.9525336>>.
- [10] D. M. Anderson and M. J. A. Simpson. “Breeding Performance of a Captive Colony of Rhesus Macaques (*Macaca Mulatto*)”. In: *Laboratory Animals* 13.3 (Jul. 1979), pp. 275-282. DOI: 10.1258/002367779780937834. <URL: <https://doi.org/10.1258/002367779780937834>>.
- [11] E. A. Archie, J. Tung, M. Clark, et al. “Social affiliation matters: both same-sex and opposite-sex relationships predict survival in wild female baboons”. In: *Proceedings of the Royal Society B: Biological Sciences* 281.1793 (Oct. 2014), p. 20141261. DOI: 10.1098/rspb.2014.1261. <URL: <https://doi.org/10.1098/rspb.2014.1261>>.
- [12] M. E. Arlet, L. A. Isbell, A. Kaasik, et al. “Determinants of Reproductive Performance Among Female Gray-Cheeked Mangabeys (*Lophocebus albigena*) in Kibale National Park, Uganda”. In: *International Journal of Primatology* 36.1 (Dec. 2014), pp. 55-73. DOI: 10.1007/s10764-014-9810-4. <URL: <https://doi.org/10.1007/s10764-014-9810-4>>.
- [13] K. B. Armitage, D. H. V. Vuren, A. Ozgul, et al. “Proximate causes of natal dispersal in female yellow-bellied marmots, *Marmota flaviventris*”. In: *Ecology* 92.1 (Jan. 2011), pp. 218-227. DOI: 10.1890/10-0109.1. <URL: <https://doi.org/10.1890/10-0109.1>>.
- [14] M. Arruda, A. Araújo, M. Sousa, et al. “Two Breeding Females within Free-Living Groups May Not Always Indicate Polygyny: Alternative Subordinate Female Strategies in Common Marmosets (*Callithrix jacchus*)”. In: *Folia Primatologica* 76.1 (2005), pp. 10-20. DOI: 10.1159/000082451. <URL: <https://doi.org/10.1159/000082451>>.
- [15] P. J. BAKER, C. P. ROBERTSON, S. M. FUNK, et al. “Potential fitness benefits of group living in the red fox, *Vulpes vulpes*”. In: *Animal Behaviour* 56.6 (Dec. 1998), pp. 1411-1424. DOI: 10.1006/anbe.1998.0950. <URL: <https://doi.org/10.1006/anbe.1998.0950>>.
- [16] A. Baniël, G. Cowlshaw, and E. Huchard. “Context dependence of female reproductive competition in wild chacma baboons”. In: *Animal Behaviour* 139 (May. 2018), pp. 37-49. DOI: 10.1016/j.anbehav.2018.03.001. <URL: <https://doi.org/10.1016/j.anbehav.2018.03.001>>.
- [17] F. Barroso, C. Alados, and J. Boza. “Social hierarchy in the domestic goat: effect on food habits and production”. In: *Applied Animal Behaviour Science* 69.1 (Aug. 2000), pp. 35-53. DOI: 10.1016/S0168-1591(00)00113-1. <URL: [https://doi.org/10.1016/S0168-1591\(00\)00113-1](https://doi.org/10.1016/S0168-1591(00)00113-1)>.
- [18] R. A. Barton and A. Whiten. “Feeding competition among female olive baboons, *Papio anubis*”. In: *Animal Behaviour* 46.4 (Oct. 1993), pp. 777-789. DOI: 10.1006/anbe.1993.1255. <URL: <https://doi.org/10.1006/anbe.1993.1255>>.
- [19] M. J. Baxter and L. M. Fedigan. “Grooming and consort partner selection in a troop of Japanese monkeys (*Macaca fuscata*)”. In: *Archives of Sexual Behavior* 8.5 (Sep. 1979), pp. 445-458. DOI: 10.1007/bf01541200. <URL: <https://doi.org/10.1007/bf01541200>>.

- [20] J. C. Beehner, D. A. Onderdonk, S. C. Alberts, et al. “The ecology of conception and pregnancy failure in wild baboons”. In: *Behavioral Ecology* 17.5 (Jun. 2006), pp. 741-750. DOI: 10.1093/beheco/arl006. <URL: <https://doi.org/10.1093/beheco/arl006>>.
- [21] F. B. Bercovitch and J. D. Berard. “Life history costs and consequences of rapid reproductive maturation in female rhesus macaques”. In: *Behavioral Ecology and Sociobiology* 32.2 (Feb. 1993), pp. 103-109. DOI: 10.1007/bf00164042. <URL: <https://doi.org/10.1007/bf00164042>>.
- [22] C. M. Berman. “Maternal Condition and Offspring Sex Ratio in a Group of Free-Ranging Rhesus Monkeys: An Eleven-Year Study”. In: *The American Naturalist* 131.3 (Mar. 1988), pp. 307-328. DOI: 10.1086/284792. <URL: <https://doi.org/10.1086/284792>>.
- [23] I. S. Bernstein and C. Ehardt. “The influence of kinship and socialization on aggressive behaviour in rhesus monkeys (*Macaca mulatta*)”. In: *Animal Behaviour* 34.3 (Jun. 1986), pp. 739-747. DOI: 10.1016/s0003-3472(86)80057-4. <URL: [https://doi.org/10.1016/s0003-3472\(86\)80057-4](https://doi.org/10.1016/s0003-3472(86)80057-4)>.
- [24] G. E. Blomquist. “Environmental and genetic causes of maturational differences among rhesus macaque matriline”. In: *Behavioral Ecology and Sociobiology* 63.9 (May. 2009), pp. 1345-1352. DOI: 10.1007/s00265-009-0792-8. <URL: <https://doi.org/10.1007/s00265-009-0792-8>>.
- [25] G. E. Blomquist, D. S. Sade, and J. D. Berard. “Rank-Related Fitness Differences and Their Demographic Pathways in Semi-Free-Ranging Rhesus Macaques (*Macaca mulatta*)”. In: *International Journal of Primatology* 32.1 (Nov. 2010), pp. 193-208. DOI: 10.1007/s10764-010-9461-z. <URL: <https://doi.org/10.1007/s10764-010-9461-z>>.
- [26] C. BOESCH. “Evidence for dominant wild female chimpanzees investing more in sons”. In: *Animal Behaviour* 54.4 (Oct. 1997), pp. 811-815. DOI: 10.1006/anbe.1996.0510. <URL: <https://doi.org/10.1006/anbe.1996.0510>>.
- [27] C. Borries, E. Larney, A. Derby, et al. “Temporary Absence and Dispersal in Phayre’s Leaf Monkeys (*Trachypithecus phayrei*)”. In: *Folia Primatologica* 75.1 (Jan. 01, 2004), pp. 27-30. ISSN: 0015-5713. DOI: 10.1159/000073428. <URL: <http://dx.doi.org/10.1159/000073428>>.
- [28] C. Borries, V. Sommer, and A. Srivastava. “Dominance, age, and reproductive success in free-ranging female hanuman langurs (*Presbytis entellus*)”. In: *International Journal of Primatology* 12.3 (Jun. 1991), pp. 231-257. DOI: 10.1007/bf02547586. <URL: <https://doi.org/10.1007/bf02547586>>.
- [29] L. J. N. Brent, A. Ruiz-Lambides, and M. L. Platt. “Family network size and survival across the lifespan of female macaques”. In: *Proceedings of the Royal Society B: Biological Sciences* 284.1854 (May. 2017), p. 20170515. DOI: 10.1098/rspb.2017.0515. <URL: <https://doi.org/10.1098/rspb.2017.0515>>.
- [30] J. Bulger and W. J. Hamilton. “Rank and density correlates of inclusive fitness measures in a natural chacma baboon (*Papio ursinus*) troop”. In: *International Journal of Primatology* 8.6 (Dec. 1987), pp. 635-650. DOI: 10.1007/bf02735781. <URL: <https://doi.org/10.1007/bf02735781>>.
- [31] T. M. Burland, N. C. Bennett, J. U. M. Jarvis, et al. “Eusociality in African mole-rats: new insights from patterns of genetic relatedness in the Damaraland mole-rat (*Cryptomys damarensis*)”. In: *Proceedings of the Royal Society of London. Series B: Biological Sciences* 269.1495 (May. 2002), pp. 1025-1030. DOI: 10.1098/rspb.2002.1978. <URL: <https://doi.org/10.1098/rspb.2002.1978>>.
- [32] T. M. BURLAND, N. C. BENNETT, J. U. M. JARVIS, et al. “Colony structure and parentage in wild colonies of co-operatively breeding Damaraland mole-rats suggest incest avoidance alone may not maintain reproductive skew”. In: *Molecular Ecology* 13.8 (Jul. 2004), pp. 2371-2379. DOI: 10.1111/j.1365-294x.2004.02233.x. <URL: <https://doi.org/10.1111/j.1365-294x.2004.02233.x>>.
- [33] S. Cafazzo, R. Bonanni, P. Valsecchi, et al. “Social Variables Affecting Mate Preferences, Copulation and Reproductive Outcome in a Pack of Free-Ranging Dogs”. In: *PLoS ONE* 9.6 (Jun. 2014). Ed. by C. Wicker-Thomas, p. e98594. DOI: 10.1371/journal.pone.0098594. <URL: <https://doi.org/10.1371/journal.pone.0098594>>.

- [34] S. Cafazzo, P. Valsecchi, R. Bonanni, et al. “Dominance in relation to age, sex, and competitive contexts in a group of free-ranging domestic dogs”. In: *Behavioral Ecology* 21.3 (2010), pp. 443-455. DOI: 10.1093/beheco/arq001. <URL: <https://doi.org/10.1093/beheco/arq001>>.
- [35] E. Z. Cameron, T. H. Setsaas, and W. L. Linklater. “Social bonds between unrelated females increase reproductive success in feral horses”. In: *Proceedings of the National Academy of Sciences* 106.33 (Aug. 2009), pp. 13850-13853. DOI: 10.1073/pnas.0900639106. <URL: <https://doi.org/10.1073/pnas.0900639106>>.
- [36] F. Cappa, M. Lombardini, and A. Meriggi. “Influence of seasonality, environmental and anthropic factors on crop damage by wild boar *Sus scrofa*”. In: *Folia Zoologica* 68.4 (2021), p. 261. ISSN: 0139-7893. DOI: 10.25225/fozo.015.2019. <URL: <http://dx.doi.org/10.25225/fozo.015.2019>>.
- [37] M. D. Carling, P. A. Wiseman, and J. A. Byers. “MICROSATELLITE ANALYSIS REVEALS MULTIPLE PATERNITY IN A POPULATION OF WILD PRONGHORN ANTELOPES (*ANTILOCAPRA AMERICANA*)”. In: *Journal of Mammalogy* 84.4 (Nov. 2003), pp. 1237-1243. DOI: 10.1644/brb-116. <URL: <https://doi.org/10.1644/brb-116>>.
- [38] J. Cassinello. “Factors modifying female social ranks in *Ammotragus*”. In: *Applied Animal Behaviour Science* 45.1-2 (Oct. 1995), pp. 175-180. DOI: 10.1016/0168-1591(95)00583-e. <URL: [https://doi.org/10.1016/0168-1591\(95\)00583-e](https://doi.org/10.1016/0168-1591(95)00583-e)>.
- [39] J. Cassinello and C. L. Alados. “Female reproductive success in captive *Ammotragus lervia* (Bovidae, Artiodactyla). Study of its components and effects of hierarchy and inbreeding”. In: *Journal of Zoology* 239.1 (May. 1996), pp. 141-153. DOI: 10.1111/j.1469-7998.1996.tb05442.x. <URL: <https://doi.org/10.1111/j.1469-7998.1996.tb05442.x>>.
- [40] F. Ceacero, M. K. á, A. J. Garc, et al. “Different maternal investment strategies for male and female calves in a polygynous mammal”. In: *Current Zoology* 65.3 (Jun. 2018). Ed. by Z. Jia, pp. 269-277. DOI: 10.1093/cz/zoy049. <URL: <https://doi.org/10.1093/cz/zoy049>>.
- [41] F. Ceacero, T. Landete-Castillejos, A. J. Garc, et al. “Kinship Discrimination and Effects on Social Rank and Aggressiveness Levels in Iberian Red Deer Hinds”. In: *Ethology* 113.12 (Dec. 2007), pp. 1133-1140. DOI: 10.1111/j.1439-0310.2007.01427.x. <URL: <https://doi.org/10.1111/j.1439-0310.2007.01427.x>>.
- [42] M. O. M. Chelini, R. Palme, and E. Otta. “Social stress and reproductive success in the female Syrian hamster: Endocrine and behavioral correlates”. In: *Physiology & Behavior* 104.5 (Oct. 2011), pp. 948-954. DOI: 10.1016/j.physbeh.2011.06.006. <URL: <https://doi.org/10.1016/j.physbeh.2011.06.006>>.
- [43] B. D. Chepko-Sade and T. J. Olivier. “Coefficient of genetic relationship and the probability of intragenealogical fission in *Macaca mulatta*”. In: *Behavioral Ecology and Sociobiology* 5.3 (1979), pp. 263-278. DOI: 10.1007/bf00293675. <URL: <https://doi.org/10.1007/bf00293675>>.
- [44] T. Christenson and B. L. Boeuf. “Aggression in the Female Northern Elephant Seal, *Mirounga angustirostris*”. In: *Behaviour* 64.1-2 (1978), pp. 158-171. DOI: 10.1163/156853978x00495. <URL: <https://doi.org/10.1163/156853978x00495>>.
- [45] E. Clancey and J. A. Byers. “A comprehensive test of the Trivershypothesis in pronghorn (*Antilocapra americana*)”. In: *Journal of Mammalogy* 97.1 (Oct. 2015), pp. 179-186. DOI: 10.1093/jmammal/gyv168. <URL: <https://doi.org/10.1093/jmammal/gyv168>>.
- [46] F. M. Clarke and C. G. Faulkes. “Dominance and queen succession in captive colonies of the eusocial naked mole, *Heterocephalus glaber*”. In: *Proceedings of the Royal Society of London. Series B: Biological Sciences* 264.1384 (Jul. 1997), pp. 993-1000. DOI: 10.1098/rspb.1997.0137. <URL: <https://doi.org/10.1098/rspb.1997.0137>>.

- [47] T. H. Clutton-Brock, S. D. Albon, and F. E. Guinness. “Maternal dominance, breeding success and birth sex ratios in red deer”. In: *Nature* 308.5957 (Mar. 1984), pp. 358-360. DOI: 10.1038/308358a0. <URL: <https://doi.org/10.1038/308358a0>>.
- [48] C. L. Coe, J. Chen, E. L. Lowe, et al. “Hormonal and behavioral changes at puberty in the squirrel monkey”. In: *Hormones and Behavior* 15.1 (Mar. 1981), pp. 36-53. DOI: 10.1016/0018-506x(81)90033-7. <URL: [https://doi.org/10.1016/0018-506x\(81\)90033-7](https://doi.org/10.1016/0018-506x(81)90033-7)>.
- [49] M. Cords. “Friendship among adult female blue monkeys (*Cercopithecus mitis*)”. In: *Behaviour* 139.2 (2002), pp. 291-314. DOI: 10.1163/156853902760102681. <URL: <https://doi.org/10.1163/156853902760102681>>.
- [50] L. A. Correa, B. Zapata, H. Samaniego, et al. “Social structure in a family group of Guanaco (*Lama guanicoe*, Ungulate): Is female hierarchy based on prior attributes’ or social dynamics’?” In: *Behavioural Processes* 98 (Sep. 2013), pp. 92-97. DOI: 10.1016/j.beproc.2013.05.003. <URL: <https://doi.org/10.1016/j.beproc.2013.05.003>>.
- [51] D. L. Cram, P. Monaghan, R. Gillespie, et al. “Rank-Related Contrasts in Longevity Arise from Extra-Group Excursions Not Delayed Senescence in a Cooperative Mammal”. In: *Current Biology* 28.18 (Sep. 2018), pp. 2934-2939.e4. DOI: 10.1016/j.cub.2018.07.021. <URL: <https://doi.org/10.1016/j.cub.2018.07.021>>.
- [52] S. Creel. “DOMINANCE, AGGRESSION, AND GLUCOCORTICOID LEVELS IN SOCIAL CARNIVORES”. In: *Journal of Mammalogy* 86.2 (Apr. 2005), pp. 255-264. DOI: 10.1644/bhe-002.1. <URL: <https://doi.org/10.1644/bhe-002.1>>.
- [53] S. R. Creel and P. M. Waser. “Inclusive fitness and reproductive strategies in dwarf mongooses”. In: *Behavioral Ecology* 5.3 (1994), pp. 339-348. DOI: 10.1093/beheco/5.3.339. <URL: <https://doi.org/10.1093/beheco/5.3.339>>.
- [54] S. Creel, N. M. Creel, M. G. L. Mills, et al. “Rank and reproduction in cooperatively breeding African wild dogs: behavioral and endocrine correlates”. In: *Behavioral Ecology* 8.3 (1997), pp. 298-306. DOI: 10.1093/beheco/8.3.298. <URL: <https://doi.org/10.1093/beheco/8.3.298>>.
- [55] P. Dammann, R. Šumbera, C. Maßmann, et al. “Extended Longevity of Reproductives Appears to be Common in *Fukomys* Mole-Rats (Rodentia, Bathyergidae)”. In: *PLoS ONE* 6.4 (Apr. 2011). Ed. by G. G. de Polavieja, p. e18757. DOI: 10.1371/journal.pone.0018757. <URL: <https://doi.org/10.1371/journal.pone.0018757>>.
- [56] J. J. Dennehy. “Influence of social dominance rank on diet quality of pronghorn females”. In: *Behavioral Ecology* 12.2 (Mar. 2001), pp. 177-181. DOI: 10.1093/beheco/12.2.177. <URL: <https://doi.org/10.1093/beheco/12.2.177>>.
- [57] J. C. Deutsch and P. C. Lee. “Dominance and feeding competition in captive rhesus monkeys”. In: *International Journal of Primatology* 12.6 (Dec. 1991), pp. 615-628. DOI: 10.1007/bf02547673. <URL: <https://doi.org/10.1007/bf02547673>>.
- [58] J. M. Dietz and A. J. Baker. “Polygyny and female reproductive success in golden lion tamarins, *Leontopithecus rosalia*”. In: *Animal Behaviour* 46.6 (Dec. 1993), pp. 1067-1078. DOI: 10.1006/anbe.1993.1297. <URL: <https://doi.org/10.1006/anbe.1993.1297>>.
- [59] L. J. Digby. “Social organization in a wild population of *Callithrix jacchus*: II. Intragroup social behavior”. In: *Primates* 36.3 (Jul. 1995), pp. 361-375. DOI: 10.1007/bf02382859. <URL: <https://doi.org/10.1007/bf02382859>>.
- [60] W. P. Dittus. “The Evolution of Behaviors Regulating Density and Age-Specific Sex Ratios in a Primate Population”. In: *Behaviour* 69.3-4 (1979), pp. 265-301. DOI: 10.1163/156853979x00511. <URL: <https://doi.org/10.1163/156853979x00511>>.

- [61] W. P. J. Dittus. “Sex differences in fitness following a group take-over among Toque macaques: testing models of social evolution”. In: *Behavioral Ecology and Sociobiology* 19.4 (Sep. 1986), pp. 257-266. DOI: 10.1007/bf00300640. <URL: <https://doi.org/10.1007/bf00300640>>.
- [62] N. Djaković, Ø. Holand, A. L. Hovland, et al. “Association patterns and kinship in female reindeer (*Rangifer tarandus*) during rut”. In: *acta ethologica* 15.2 (Dec. 2011), pp. 165-171. DOI: 10.1007/s10211-011-0121-x. <URL: <https://doi.org/10.1007/s10211-011-0121-x>>.
- [63] A. Dobby. “Breeding suppression between two unrelated and initially unfamiliar females occurs with or without social tolerance in common voles (*Microtus arvalis*)”. In: *Journal of Ethology* 27.3 (Oct. 2008), pp. 299-306. DOI: 10.1007/s10164-008-0118-8. <URL: <https://doi.org/10.1007/s10164-008-0118-8>>.
- [64] P. Dolhinow, J. J. McKenna, and J. V. H. Laws. “Rank and reproduction among female langur monkeys: Aging and improvement (They’re not just getting older, they’re getting better)”. In: *Aggressive Behavior* 5.1 (1979), pp. 19-30. DOI: 10.1002/1098-2337(1979)5:1<19::aid-ab2480050104>3.0.co;2-7. <URL: [https://doi.org/10.1002/1098-2337\(1979\)5:1<19::aid-ab2480050104>3.0.co;2-7](https://doi.org/10.1002/1098-2337(1979)5:1<19::aid-ab2480050104>3.0.co;2-7)>.
- [65] L. C. Drickamer. “A Ten-Year Summary of Reproductive Data for Free-Ranging *Macaca mulatta*”. In: *Folia Primatologica* 21.1 (1974), pp. 61-80. DOI: 10.1159/000155596. <URL: <https://doi.org/10.1159/000155596>>.
- [66] L. C. Drickamer. “Social dominance, reproduction, and release of the maturation-delaying chemosignal in the urine of female house mice (*Mus musculus*)”. In: *Journal of Comparative Psychology* 99.4 (Dec. 1985), pp. 411-419. DOI: 10.1037/0735-7036.99.4.411. <URL: <https://doi.org/10.1037/0735-7036.99.4.411>>.
- [67] J. Duboscq, C. Neumann, M. Agil, et al. “Degrees of freedom in social bonds of crested macaque females”. In: *Animal Behaviour* 123 (Jan. 2017), pp. 411-426. DOI: 10.1016/j.anbehav.2016.11.010. <URL: <https://doi.org/10.1016/j.anbehav.2016.11.010>>.
- [68] R. Dunbar. *Reproductive Decisions*. Princeton University Press, Dec. 1985. DOI: 10.1515/9781400853847. <URL: <https://doi.org/10.1515/9781400853847>>.
- [69] R. I. M. Dunbar. “Determinants and evolutionary consequences of dominance among female gelada baboons”. In: *Behavioral Ecology and Sociobiology* 7.4 (Nov. 1980), pp. 253-265. DOI: 10.1007/bf00300665. <URL: <https://doi.org/10.1007/bf00300665>>.
- [70] R. I. M. DUNBAR and E. P. DUNBAR. “Dominance and reproductive success among female gelada baboons”. In: *Nature* 266.5600 (Mar. 1977), pp. 351-352. DOI: 10.1038/266351a0. <URL: <https://doi.org/10.1038/266351a0>>.
- [71] S. Cote. “DOMINANCE HIERARCHIES IN FEMALE MOUNTAIN GOATS: STABILITY, AGGRESSIVENESS AND DETERMINANTS OF RANK”. In: *Behaviour* 137.11 (2000), pp. 1541-1566. DOI: 10.1163/156853900502718. <URL: <https://doi.org/10.1163/156853900502718>>.
- [72] S. Cote and M. Festa-Bianchet. “Reproductive success in female mountain goats: the influence of age and social rank”. In: *Animal Behaviour* 62.1 (Jul. 2001), pp. 173-181. DOI: 10.1006/anbe.2001.1719. <URL: <https://doi.org/10.1006/anbe.2001.1719>>.
- [73] T. Eccles and D. Shackleton. “Correlates and consequences of social status in female bighorn sheep”. In: *Animal Behaviour* 34.5 (Oct. 1986), pp. 1392-1401. DOI: 10.1016/s0003-3472(86)80210-x. <URL: [https://doi.org/10.1016/s0003-3472\(86\)80210-x](https://doi.org/10.1016/s0003-3472(86)80210-x)>.
- [74] W. Eckardt, K. Fawcett, and A. W. Fletcher. “Weaned age variation in the Virunga mountain gorillas (*Gorilla beringei beringei*): influential factors”. In: *Behavioral Ecology and Sociobiology* 70.4 (Feb. 2016), pp. 493-507. DOI: 10.1007/s00265-016-2066-6. <URL: <https://doi.org/10.1007/s00265-016-2066-6>>.

- [75] S. Ellis, N. Snyder-Mackler, A. Ruiz-Lambides, et al. “Deconstructing sociality: the types of social connections that predict longevity in a group-living primate”. In: *Proceedings of the Royal Society B: Biological Sciences* 286.1917 (Dec. 2019), p. 20191991. DOI: 10.1098/rspb.2019.1991. <URL: <https://doi.org/10.1098/rspb.2019.1991>>.
- [76] L. A. Fairbanks, M. J. Jorgensen, J. N. Bailey, et al. “Heritability and genetic correlation of hair cortisol in vervet monkeys in low and higher stress environments”. In: *Psychoneuroendocrinology* 36.8 (Sep. 2011), pp. 1201-1208. DOI: 10.1016/j.psyneuen.2011.02.013. <URL: <https://doi.org/10.1016/j.psyneuen.2011.02.013>>.
- [77] L. A. Fairbanks and M. T. McGuire. “Determinants of fecundity and reproductive success in captive vervet monkeys”. In: *American Journal of Primatology* 7.1 (1984), pp. 27-38. DOI: 10.1002/ajp.1350070106. <URL: <https://doi.org/10.1002/ajp.1350070106>>.
- [78] C. G. Faulkes and N. C. Bennett. “Family values: group dynamics and social control of reproduction in African mole-rats”. In: *Trends in Ecology & Evolution* 16.4 (Apr. 2001), pp. 184-190. DOI: 10.1016/s0169-5347(01)02116-4. <URL: [https://doi.org/10.1016/s0169-5347\(01\)02116-4](https://doi.org/10.1016/s0169-5347(01)02116-4)>.
- [79] L. M. Fedigan, S. D. Carnegie, and K. M. Jack. “Predictors of reproductive success in female white-faced capuchins (*Cebus capucinus*)”. In: *American Journal of Physical Anthropology* 137.1 (Sep. 2008), pp. 82-90. DOI: 10.1002/ajpa.20848. <URL: <https://doi.org/10.1002/ajpa.20848>>.
- [80] L. M. Fedigan, L. Fedigan, S. Gouzoules, et al. “Lifetime Reproductive Success in Female Japanese Macaques”. In: *Folia Primatologica* 47.2-3 (1986), pp. 143-157. DOI: 10.1159/000156271. <URL: <https://doi.org/10.1159/000156271>>.
- [81] L. Fedigan and M. Bergstrom. “Dominance among female white-faced capuchin monkeys (*Cebus capucinus*): hierarchical linearity, nepotism, strength and stability”. In: *Behaviour* 147.7 (2010), pp. 899-931. DOI: 10.1163/000579510x497283. <URL: <https://doi.org/10.1163/000579510x497283>>.
- [82] M. Festa-Bianchet. “The social system of bighorn sheep: grouping patterns, kinship and female dominance rank”. In: *Animal Behaviour* 42.1 (Jul. 1991), pp. 71-82. DOI: 10.1016/s0003-3472(05)80607-4. <URL: [https://doi.org/10.1016/s0003-3472\(05\)80607-4](https://doi.org/10.1016/s0003-3472(05)80607-4)>.
- [83] F. Fournier and M. Festa-Bianchet. “Social dominance in adult female mountain goats”. In: *Animal Behaviour* 49.6 (Jun. 1995), pp. 1449-1459. DOI: 10.1016/0003-3472(95)90066-7. <URL: [https://doi.org/10.1016/0003-3472\(95\)90066-7](https://doi.org/10.1016/0003-3472(95)90066-7)>.
- [84] P. A. Garber, F. E. On, L. Moya, et al. “Demographic and reproductive patterns in moustached tamarin monkeys (*Saguinus mystax*): Implications for reconstructing platyrrhine mating systems”. In: *American Journal of Primatology* 29.4 (1993), pp. 235-254. DOI: 10.1002/ajp.1350290402. <URL: <https://doi.org/10.1002/ajp.1350290402>>.
- [85] C. Garcia, P. Lee, and L. Rosetta. “Dominance and reproductive rates in captive female olive baboons, *Papio anubis*”. In: *American Journal of Physical Anthropology* 131.1 (2006), pp. 64-72. DOI: 10.1002/ajpa.20405. <URL: <https://doi.org/10.1002/ajpa.20405>>.
- [86] A. Gaylard, Y. Harrison, and N. C. Bennett. “Temporal changes in the social structure of a captive colony of the Damaraland mole-rat, *Cryptomys damarensis*: the relationship of sex and age to dominance and burrow-maintenance activity”. In: *Journal of Zoology* 244.3 (Mar. 1998), pp. 313-321. DOI: 10.1111/j.1469-7998.1998.tb00035.x. <URL: <https://doi.org/10.1111/j.1469-7998.1998.tb00035.x>>.
- [87] G. Gerlach. “Reproductive skew, costs, and benefits of cooperative breeding in female wood mice (*Apodemus sylvaticus*)”. In: *Behavioral Ecology* 13.3 (May. 2002), p. 408-418. ISSN: 1465-7279. DOI: 10.1093/beheco/13.3.408. <URL: <http://dx.doi.org/10.1093/beheco/13.3.408>>.
- [88] G. Gerlach. “Reproductive skew, costs, and benefits of cooperative breeding in female wood mice (*Apodemus sylvaticus*)”. In: *Behavioral Ecology* 13.3 (May. 2002), pp. 408-418. DOI: 10.1093/beheco/13.3.408. <URL: <https://doi.org/10.1093/beheco/13.3.408>>.

- [89] L. R. Gesquiere, J. Altmann, E. A. Archie, et al. “Interbirth intervals in wild baboons: Environmental predictors and hormonal correlates”. In: *American Journal of Physical Anthropology* 166.1 (Feb. 2018), pp. 107-126. DOI: 10.1002/ajpa.23407. <URL: <https://doi.org/10.1002/ajpa.23407>>.
- [90] D. J. Girman, M. G. L. Mills, E. Geffen, et al. “A molecular genetic analysis of social structure, dispersal, and interpack relationships of the African wild dog (*Lycaon pictus* 1mu)”. In: *Behavioral Ecology and Sociobiology* 40.3 (Mar. 1997), pp. 187-198. DOI: 10.1007/s002650050332. <URL: <https://doi.org/10.1007/s002650050332>>.
- [91] K. E. Glander. “Reproduction and population growth in free-ranging mantled howling monkeys”. In: *American Journal of Physical Anthropology* 53.1 (Jul. 1980), pp. 25-36. DOI: 10.1002/ajpa.1330530106. <URL: <https://doi.org/10.1002/ajpa.1330530106>>.
- [92] A. W. Goldizen, J. Mendelson, M. van Vlaardingen, et al. “Saddle-back tamarin (*Saguinus fuscicollis*) reproductive strategies: Evidence from a thirteen-year study of a marked population”. In: *American Journal of Primatology* 38.1 (1996), pp. 57-83. DOI: 10.1002/(sici)1098-2345(1996)38:1<57::aid-ajp6>3.0.co;2-s. <URL: [https://doi.org/10.1002/\(sici\)1098-2345\(1996\)38:1<57::aid-ajp6>3.0.co;2-s](https://doi.org/10.1002/(sici)1098-2345(1996)38:1<57::aid-ajp6>3.0.co;2-s)>.
- [93] M. Gomendio. “The influence of maternal rank and infant sex on maternal investment trends in rhesus macaques: birth sex ratios, inter-birth intervals and suckling patterns”. In: *Behavioral Ecology and Sociobiology* 27.5 (1990), pp. 365-375. DOI: 10.1007/bf00164008. <URL: <https://doi.org/10.1007/bf00164008>>.
- [94] M. Gomendio, T. H. Clutton-Brock, S. D. Albon, et al. “Mammalian sex ratios and variation in costs of rearing sons and daughters”. In: *Nature* 343.6255 (Jan. 1990), pp. 261-263. DOI: 10.1038/343261a0. <URL: <https://doi.org/10.1038/343261a0>>.
- [95] H. Gouzoules, S. Gouzoules, and L. Fedigan. “Behavioural dominance and reproductive success in female Japanese monkeys (*Macaca fuscata*)”. In: *Animal Behaviour* 30.4 (Nov. 1982), pp. 1138-1150. DOI: 10.1016/s0003-3472(82)80204-2. <URL: [https://doi.org/10.1016/s0003-3472\(82\)80204-2](https://doi.org/10.1016/s0003-3472(82)80204-2)>.
- [96] W. C. Green and A. Rothstein. “Sex bias or equal opportunity? Patterns of maternal investment in bison”. In: *Behavioral Ecology and Sociobiology* 29.5 (Dec. 1991), pp. 373-384. DOI: 10.1007/bf00165963. <URL: <https://doi.org/10.1007/bf00165963>>.
- [97] D. Greenberg-Cohen, P. U. Alkon, and Y. Yom-Tov. “A Linear Dominance Hierarchy in Female Nubian Ibex”. In: *Ethology* 98.3-4 (Apr. 2010), pp. 210-220. DOI: 10.1111/j.1439-0310.1994.tb01072.x. <URL: <https://doi.org/10.1111/j.1439-0310.1994.tb01072.x>>.
- [98] A. S. Griffin. “A genetic analysis of breeding success in the cooperative meerkat (*Suricata suricatta*)”. In: *Behavioral Ecology* 14.4 (Jul. 2003), pp. 472-480. DOI: 10.1093/beheco/arg040. <URL: <https://doi.org/10.1093/beheco/arg040>>.
- [99] K. Hackländer, E. Möstl, and W. Arnold. “Reproductive suppression in female Alpine marmots, *Marmota marmota*”. In: *Animal Behaviour* 65.6 (Jun. 2003), pp. 1133-1140. DOI: 10.1006/anbe.2003.2159. <URL: <https://doi.org/10.1006/anbe.2003.2159>>.
- [100] M. J. HALL. “Social Organization in an Enclosed Group of Red Deer (*Cervus elaphus* L.) on Rhum. I. The Dominance Hierarchy of Females and their Offspring”. In: *Zeitschrift für Tierpsychologie* 61.3 (Apr. 2010), pp. 250-262. DOI: 10.1111/j.1439-0310.1983.tb01341.x. <URL: <https://doi.org/10.1111/j.1439-0310.1983.tb01341.x>>.
- [101] C. C. Hass. “Social status in female bighorn sheep (*Ovis canadensis*): expression, development and reproductive correlates”. In: *Journal of Zoology* 225.3 (Nov. 1991), pp. 509-523. DOI: 10.1111/j.1469-7998.1991.tb03832.x. <URL: <https://doi.org/10.1111/j.1469-7998.1991.tb03832.x>>.
- [102] M. Heesen, S. Rogahn, J. Ostner, et al. “Food abundance affects energy intake and reproduction in frugivorous female Assamese macaques”. In: *Behavioral Ecology and Sociobiology* 67.7 (Apr. 2013), pp. 1053-1066. DOI: 10.1007/s00265-013-1530-9. <URL: <https://doi.org/10.1007/s00265-013-1530-9>>.

1530-9>.

[103] M. D. Henry, S. J. Hankerson, J. M. Siani, et al. “High rates of pregnancy loss by subordinates leads to high reproductive skew in wild golden lion tamarins (*Leontopithecus rosalia*)”. In: *Hormones and Behavior* 63.5 (May. 2013), pp. 675-683. DOI: 10.1016/j.yhbeh.2013.02.009. <URL: <https://doi.org/10.1016/j.yhbeh.2013.02.009>>.

[104] H. Hofer and M. L. East. “Behavioral processes and costs of co-existence in female spotted hyenas: a life history perspective”. In: *Evolutionary Ecology* 17.4 (Jul. 2003), pp. 315-331. DOI: 10.1023/a:1027352517231. <URL: <https://doi.org/10.1023/a:1027352517231>>.

[105] S. Hohenbrink and S. Meinecke-Tillmann. “Influence of social dominance on the secondary sex ratio and factors affecting hierarchy in Holstein dairy cows”. In: *Journal of Dairy Science* 95.10 (Oct. 2012), pp. 5694-5701. DOI: 10.3168/jds.2011-5281. <URL: <https://doi.org/10.3168/jds.2011-5281>>.

[106] O. Holand, H. Gjostein, A. Losvar, et al. “Social rank in female reindeer (*Rangifer tarandus*): effects of body mass, antler size and age”. In: *Journal of Zoology* 263.4 (Aug. 2004), pp. 365-372. DOI: 10.1017/s0952836904005382. <URL: <https://doi.org/10.1017/s0952836904005382>>.

[107] O. Holand, R. B. Weladji, H. Gjostein, et al. “Reproductive effort in relation to maternal social rank in reindeer (*Rangifer tarandus*)”. In: *Behavioral Ecology and Sociobiology* 57.1 (Jul. 2004), pp. 69-76. DOI: 10.1007/s00265-004-0827-0. <URL: <https://doi.org/10.1007/s00265-004-0827-0>>.

[108] K. E. HOLEKAMP and L. SMALE. “Dominance Acquisition During Mammalian Social Development: The of Maternal Rank”. In: *American Zoologist* 31.2 (Apr. 1991), pp. 306-317. DOI: 10.1093/icb/31.2.306. <URL: <https://doi.org/10.1093/icb/31.2.306>>.

[109] K. E. Holekamp, L. Smale, and M. Szykman. “Rank and reproduction in the female spotted hyaena”. In: *Reproduction* 108.2 (Nov. 1996), pp. 229-237. DOI: 10.1530/jrf.0.1080229. <URL: <https://doi.org/10.1530/jrf.0.1080229>>.

[110] D. von Holst, H. Hutzelmeyer, P. Kaetzke, et al. “Social rank, fecundity and lifetime reproductive success in wild European rabbits (*Oryctolagus cuniculus*)”. In: *Behavioral Ecology and Sociobiology* 51.3 (Feb. 2002), pp. 245-254. DOI: 10.1007/s00265-001-0427-1. <URL: <https://doi.org/10.1007/s00265-001-0427-1>>.

[111] R. C. V. Horn, J. C. Buchan, J. Altmann, et al. “Divided destinies: group choice by female savannah baboons during social group fission”. In: *Behavioral Ecology and Sociobiology* 61.12 (Jun. 2007), pp. 1823-1837. DOI: 10.1007/s00265-007-0415-1. <URL: <https://doi.org/10.1007/s00265-007-0415-1>>.

[112] R. C. V. Horn, A. L. Engh, K. T. Scribner, et al. “Behavioural structuring of relatedness in the spotted hyena (*Crocuta crocuta*) suggests direct fitness benefits of clan-level cooperation”. In: *Molecular Ecology* 13.2 (Jan. 2004), pp. 449-458. DOI: 10.1046/j.1365-294x.2003.02071.x. <URL: <https://doi.org/10.1046/j.1365-294x.2003.02071.x>>.

[113] B. Huang, T. W. Wey, and D. T. Blumstein. “Correlates and Consequences of Dominance in a Social Rodent”. In: *Ethology* 117.7 (May. 2011), pp. 573-585. DOI: 10.1111/j.1439-0310.2011.01909.x. <URL: <https://doi.org/10.1111/j.1439-0310.2011.01909.x>>.

[114] U. Huck, R. D. Lisk, and M. V. McKay. “Social dominance and reproductive success in pregnant and lactating golden hamsters (*Mesocricetus auratus*) under seminatural conditions”. In: *Physiology & Behavior* 44.3 (Jan. 1988), pp. 313-319. DOI: 10.1016/0031-9384(88)90031-5. <URL: [https://doi.org/10.1016/0031-9384\(88\)90031-5](https://doi.org/10.1016/0031-9384(88)90031-5)>.

[115] G. Iossa, C. D. Soulsbury, P. J. Baker, et al. “Behavioral changes associated with a population density decline in the facultatively social red fox”. In: *Behavioral Ecology* 20.2 (Dec. 2008), pp. 385-395. DOI: 10.1093/beheco/arn149. <URL: <https://doi.org/10.1093/beheco/arn149>>.

- [116] N. Itoigawa, T. Tanaka, N. Ukai, et al. “Demography and reproductive parameters of a free-ranging group of Japanese macaques (*Macaca fuscata*) at Katsuyama”. In: *Primates* 33.1 (Jan. 1992), pp. 49-68. DOI: 10.1007/bf02382762. <URL: <https://doi.org/10.1007/bf02382762>>.
- [117] J. Jarvis. “Eusociality in a mammal: cooperative breeding in naked mole-rat colonies”. In: *Science* 212.4494 (May. 1981), pp. 571-573. DOI: 10.1126/science.7209555. <URL: <https://doi.org/10.1126/science.7209555>>.
- [118] J. A. Johnson. “Dominance rank in juvenile olive baboons, *Papio anubis*: the influence of gender, size, maternal rank and orphaning”. In: *Animal Behaviour* 35.6 (Dec. 1987), pp. 1694-1708. DOI: 10.1016/s0003-3472(87)80062-3. <URL: [https://doi.org/10.1016/s0003-3472\(87\)80062-3](https://doi.org/10.1016/s0003-3472(87)80062-3)>.
- [119] C. B. Jones. “The functions of status in the mantled howler monkey, *Alouatta palliata* Gray: Intraspecific competition for group membership in a folivorous neotropical primate”. In: *Primates* 21.3 (Jul. 1980), pp. 389-405. DOI: 10.1007/bf02390468. <URL: <https://doi.org/10.1007/bf02390468>>.
- [120] J. H. Jones, M. L. Wilson, C. Murray, et al. “Phenotypic quality influences fertility in Gombe chimpanzees”. In: *Journal of Animal Ecology* 79.6 (Apr. 2010), pp. 1262-1269. DOI: 10.1111/j.1365-2656.2010.01687.x. <URL: <https://doi.org/10.1111/j.1365-2656.2010.01687.x>>.
- [121] U. Kalbitzer, M. L. Bergstrom, S. D. Carnegie, et al. “Female sociality and sexual conflict shape offspring survival in a Neotropical primate”. In: *Proceedings of the National Academy of Sciences* 114.8 (Feb. 2017), pp. 1892-1897. DOI: 10.1073/pnas.1608625114. <URL: <https://doi.org/10.1073/pnas.1608625114>>.
- [122] B. Keane, P. Waser, S. Creel, et al. “Subordinate reproduction in dwarf mongooses”. In: *Animal Behaviour* 47.1 (Jan. 1994), pp. 65-75. DOI: 10.1006/anbe.1994.1008. <URL: <https://doi.org/10.1006/anbe.1994.1008>>.
- [123] D. Kerhoas, D. Perwitasari-Farajallah, M. Agil, et al. “Social and ecological factors influencing offspring survival in wild macaques”. In: *Behavioral Ecology* 25.5 (2014), pp. 1164-1172. DOI: 10.1093/beheco/aru099. <URL: <https://doi.org/10.1093/beheco/aru099>>.
- [124] A. A. Kinahan and N. Pillay. “Dominance status influences female reproductive strategy in a territorial African rodent *Rhabdomys pumilio*”. In: *Behavioral Ecology and Sociobiology* 62.4 (Sep. 2007), pp. 579-587. DOI: 10.1007/s00265-007-0482-3. <URL: <https://doi.org/10.1007/s00265-007-0482-3>>.
- [125] W. J. King and D. A. é. “Social, maternal, and environmental influences on reproductive success in female Alpine marmots (*Marmota marmota*)”. In: *Canadian Journal of Zoology* 80.12 (Dec. 2002), pp. 2137-2143. DOI: 10.1139/z02-205. <URL: <https://doi.org/10.1139/z02-205>>.
- [126] K. Klass and M. Cords. “Agonism and dominance in female blue monkeys”. In: *American Journal of Primatology* 77.12 (Sep. 2015), pp. 1299-1315. DOI: 10.1002/ajp.22481. <URL: <https://doi.org/10.1002/ajp.22481>>.
- [127] J. C. Knowles, P. J. V. C. de Groot, I. Wiesel, et al. “Microsatellite Variation in Namibian Brown Hyenas (*Hyaena brunnea*): Population Structure and Mating System Implications”. In: *Journal of Mammalogy* 90.6 (Dec. 2009), pp. 1381-1391. DOI: 10.1644/08-mamm-a-298r1.1. <URL: <https://doi.org/10.1644/08-mamm-a-298r1.1>>.
- [128] A. Koenig, E. Larney, A. Lu, et al. “Agonistic behavior and dominance relationships in female phayre’s leaf monkeys - preliminary results”. In: *American Journal of Primatology* 64.3 (2004), pp. 351-357. DOI: 10.1002/ajp.20084. <URL: <https://doi.org/10.1002/ajp.20084>>.
- [129] B. König. “Fitness effects of communal rearing in house mice: the role of relatedness versus familiarity”. In: *Animal Behaviour* 48.6 (Dec. 1994), pp. 1449-1457. DOI: 10.1006/anbe.1994.1381. <URL: <https://doi.org/10.1006/anbe.1994.1381>>.

- [130] L. Koren and E. Geffen. “Androgens and social status in female rock hyraxes”. In: *Animal Behaviour* 77.1 (Jan. 2009), pp. 233-238. DOI: 10.1016/j.anbehav.2008.09.031. <URL: <https://doi.org/10.1016/j.anbehav.2008.09.031>>.
- [131] N. Koyama, Y. Takahata, M. A. Huffman, et al. “Reproductive parameters of female Japanese macaques: Thirty years data from the arashiyama troops, Japan”. In: *Primates* 33.1 (Jan. 1992), pp. 33-47. DOI: 10.1007/bf02382761. <URL: <https://doi.org/10.1007/bf02382761>>.
- [132] R. Kümmerli and R. D. Martin. “Male and Female Reproductive Success in *Macaca sylvanus* in Gibraltar: No Evidence for Rank Dependence”. In: *International Journal of Primatology* 26.6 (Dec. 2005), pp. 1229-1249. DOI: 10.1007/s10764-005-8851-0. <URL: <https://doi.org/10.1007/s10764-005-8851-0>>.
- [133] R. Kümmerli and R. D. Martin. “Patterns of infant handling and relatedness in Barbary macaques (*Macaca sylvanus*) on Gibraltar”. In: *Primates* 49.4 (Sep. 2008), pp. 271-282. DOI: 10.1007/s10329-008-0100-7. <URL: <https://doi.org/10.1007/s10329-008-0100-7>>.
- [134] S. Lardy, and A. Cohas. “Intrasexual competition and female dominance in a singular breeding mammal, the Alpine marmot”. In: *Animal Behaviour* 86.6 (Dec. 2013), pp. 1155-1163. DOI: 10.1016/j.anbehav.2013.09.017. <URL: <https://doi.org/10.1016/j.anbehav.2013.09.017>>.
- [135] R. R. Lawler, A. F. Richard, and M. A. Riley. “Genetic population structure of the white sifaka (*Propithecus verreauxi verreauxi*) at Beza Mahafaly Special Reserve, southwest Madagascar (1992)”. In: *Molecular Ecology* 12.9 (Jul. 2003), pp. 2307-2317. DOI: 10.1046/j.1365-294x.2003.01909.x. <URL: <https://doi.org/10.1046/j.1365-294x.2003.01909.x>>.
- [136] B. Liu, C. Wu, P. A. Garber, et al. “Effects of group size and rank on mother-infant relationships and reproductive success in rhesus macaques (*Macaca mulatta*)”. In: *American Journal of Primatology* 80.7 (Jun. 2018), p. e22881. DOI: 10.1002/ajp.22881. <URL: <https://doi.org/10.1002/ajp.22881>>.
- [137] P. H. Lloyd and O. A. E. Rasa. “Status, reproductive success and fitness in Cape mountain zebra (*Equus zebra zebra*)”. In: *Behavioral Ecology and Sociobiology* 25.6 (Dec. 1989), pp. 411-420. DOI: 10.1007/bf00300187. <URL: <https://doi.org/10.1007/bf00300187>>.
- [138] P. Lloyd and O. Rasa. “Incest Avoidance and Attainment of Dominance By Females in a Cape Mountain Zebra (*Equus Zebra Zebra*) Population”. In: *Behaviour* 128.3-4 (1994), pp. 169-188. DOI: 10.1163/156853994x00253. <URL: <https://doi.org/10.1163/156853994x00253>>.
- [139] J. Loy. “The reproductive and heterosexual behaviours of adult patas monkeys in captivity”. In: *Animal Behaviour* 29.3 (Aug. 1981), pp. 714-726. DOI: 10.1016/s0003-3472(81)80006-1. <URL: [https://doi.org/10.1016/s0003-3472\(81\)80006-1](https://doi.org/10.1016/s0003-3472(81)80006-1)>.
- [140] D. de Luca and J. Ginsberg. “Dominance, reproduction and survival in banded mongooses: towards an egalitarian social system?” In: *Animal Behaviour* 61.1 (Jan. 2001), pp. 17-30. DOI: 10.1006/anbe.2000.1559. <URL: <https://doi.org/10.1006/anbe.2000.1559>>.
- [141] D. LUKAS, V. REYNOLDS, C. BOESCH, et al. “To what extent does living in a group mean living with kin?” In: *Molecular Ecology* 14.7 (Apr. 2005), pp. 2181-2196. DOI: 10.1111/j.1365-294x.2005.02560.x. <URL: <https://doi.org/10.1111/j.1365-294x.2005.02560.x>>.
- [142] D. W. Macdonald and S. P. Doolan. “Band Structure and Failures of Reproductive Suppression in a Cooperatively Breeding Carnivore, the Slender-Tailed Meerkat (*Suricata suricatta*)”. In: *Behaviour* 134.11-12 (1997), pp. 827-848. DOI: 10.1163/156853997x00179. <URL: <https://doi.org/10.1163/156853997x00179>>.
- [143] K. MacLeod and T. Clutton-Brock. “No evidence for adaptive sex ratio variation in the cooperatively breeding meerkat, *Suricata suricatta*”. In: *Animal Behaviour* 85.3 (Mar. 2013), pp. 645-653. DOI: 10.1016/j.anbehav.2012.12.028. <URL: <https://doi.org/10.1016/j.anbehav.2012.12.028>>.

- [144] D. Maestripieri. “Female-Biased Maternal Investment in Rhesus Macaques”. In: *Folia Primatologica* 72.1 (2001), pp. 44-47. DOI: 10.1159/000049920. <URL: <https://doi.org/10.1159/000049920>>.
- [145] J. R. Malcolm and K. Marten. “Natural selection and the communal rearing of pups in African wild dogs (*Lycaon pictus*)”. In: *Behavioral Ecology and Sociobiology* 10.1 (Feb. 1982), pp. 1-13. DOI: 10.1007/bf00296390. <URL: <https://doi.org/10.1007/bf00296390>>.
- [146] R. McFarland, D. Murphy, D. Lusseau, et al. “The ‘strength of weak ties’ among female baboons: fitness-related benefits of social bonds”. In: *Animal Behaviour* 126 (Apr. 2017), pp. 101-106. DOI: 10.1016/j.anbehav.2017.02.002. <URL: <https://doi.org/10.1016/j.anbehav.2017.02.002>>.
- [147] D. B. Meikle, L. C. Drickamer, S. H. Vessey, et al. “Dominance Rank and Parental Investment in Swine (*Sus scrofa domestica*)”. In: *Ethology* 102.8 (Apr. 2010), pp. 969-978. DOI: 10.1111/j.1439-0310.1996.tb01174.x. <URL: <https://doi.org/10.1111/j.1439-0310.1996.tb01174.x>>.
- [148] D. B. Meikle, B. L. Tilford, and S. H. Vessey. “Dominance Rank, Secondary Sex Ratio, and Reproduction of Offspring in Polygynous Primates”. In: *The American Naturalist* 124.2 (Aug. 1984), pp. 173-188. DOI: 10.1086/284262. <URL: <https://doi.org/10.1086/284262>>.
- [149] D. B. Meikle and S. H. Vessey. “Maternal dominance rank and lifetime survivorship of male and female rhesus monkeys”. In: *Behavioral Ecology and Sociobiology* 22.6 (Jun. 1988), p. 379–383. ISSN: 1432-0762. DOI: 10.1007/bf00294974. <URL: <http://dx.doi.org/10.1007/BF00294974>>.
- [150] M. Mendl, A. J. Zanella, D. M. Broom, et al. “Maternal social status and birth sex ratio in domestic pigs: an analysis of mechanisms”. In: *Animal Behaviour* 50.5 (1995), pp. 1361-1370. DOI: 10.1016/0003-3472(95)80051-4. <URL: [https://doi.org/10.1016/0003-3472\(95\)80051-4](https://doi.org/10.1016/0003-3472(95)80051-4)>.
- [151] L. C. Metrione and J. D. Harder. “Fecal corticosterone concentrations and reproductive success in captive female southern white rhinoceros”. In: *General and Comparative Endocrinology* 171.3 (May. 2011), pp. 283-292. DOI: 10.1016/j.ygcen.2011.02.010. <URL: <https://doi.org/10.1016/j.ygcen.2011.02.010>>.
- [152] L. C. Metrione, L. M. Penfold, and G. H. Waring. “Social and spatial relationships in captive southern white rhinoceros (*Ceratotherium simum simum*)”. In: *Zoo Biology* 26.6 (Jul. 2007), pp. 487-502. DOI: 10.1002/zoo.20143. <URL: <https://doi.org/10.1002/zoo.20143>>.
- [153] E. S. Michel, S. Demarais, B. K. Strickland, et al. “Contrasting the Effects of Maternal and Behavioral Characteristics on Fawn Birth Mass in White-Tailed Deer”. In: *PLOS ONE* 10.8 (Aug. 2015). Ed. by T. Mappes, p. e0136034. DOI: 10.1371/journal.pone.0136034. <URL: <https://doi.org/10.1371/journal.pone.0136034>>.
- [154] C. L. Mitchell, S. Boinski, and C. P. van Schaik. “Competitive regimes and female bonding in two species of squirrel monkeys (*Saimiri oerstedii* and *S. sciureus*)”. In: *Behavioral Ecology and Sociobiology* 28.1 (Jan. 1991), pp. 55-60. DOI: 10.1007/bf00172139. <URL: <https://doi.org/10.1007/bf00172139>>.
- [155] L. Modolo and R. D. Martin. “Reproductive success in relation to dominance rank in the absence of prime-age males in Barbary macaques”. In: *American Journal of Primatology* 70.1 (2007), pp. 26-34. DOI: 10.1002/ajp.20452. <URL: <https://doi.org/10.1002/ajp.20452>>.
- [156] D. D. Moor, C. Roos, J. Ostner, et al. “Female Assamese macaques bias their affiliation to paternal and maternal kin”. In: *Behavioral Ecology* 31.2 (Jan. 2020). Ed. by L. Barrett, pp. 493-507. DOI: 10.1093/beheco/arz213. <URL: <https://doi.org/10.1093/beheco/arz213>>.
- [157] J. T. Morales-Pineyrua, G. Ciappesoni, and R. Ungerfeld. “Social rank and reproductive performance of pampas deer females (*Ozotoceros bezoarticus*, Linnaeus, 1758)”. In: *Behavioural Processes* 105 (Jun. 2014), pp. 49-52. DOI: 10.1016/j.beproc.2014.03.004. <URL: <https://doi.org/10.1016/j.beproc.2014.03.004>>.

- [158] R. Mykytowycz. “Social behaviour of an experimental colony of wild rabbits, *Oryctolagus cuniculus* (L.) II. First breeding season”. In: *CSIRO Wildlife Research* 4.1 (1959), p. 1. DOI: 10.1071/cwr9590001. <URL: <https://doi.org/10.1071/cwr9590001>>.
- [159] N. Nakagawa, M. Matsubara, Y. Shimooka, et al. “Embracing in a Wild Group of Yakushima Macaques (*Macaca fuscata yakui*) as an Example of Social Customs”. In: *Current Anthropology* 56.1 (Feb. 2015), pp. 104-120. DOI: 10.1086/679448. <URL: <https://doi.org/10.1086/679448>>.
- [160] J. Nelson and A. Goldstone. “Reproduction in Peradorcas-Concinna (Marsupialia, Macropodidae)”. In: *Wildlife Research* 13.4 (1986), p. 501. DOI: 10.1071/wr9860501. <URL: <https://doi.org/10.1071/wr9860501>>.
- [161] H. J. Nichols, W. Amos, M. A. Cant, et al. “Top males gain high reproductive success by guarding more successful females in a cooperatively breeding mongoose”. In: *Animal Behaviour* 80.4 (Oct. 2010), pp. 649-657. DOI: 10.1016/j.anbehav.2010.06.025. <URL: <https://doi.org/10.1016/j.anbehav.2010.06.025>>.
- [162] H. J. Nichols, M. B. V. Bell, S. J. Hodge, et al. “Resource limitation moderates the adaptive suppression of subordinate breeding in a cooperatively breeding mongoose”. In: *Behavioral Ecology* 23.3 (Feb. 2012), pp. 635-642. DOI: 10.1093/beheco/ars008. <URL: <https://doi.org/10.1093/beheco/ars008>>.
- [163] H. J. Nichols, N. R. Jordan, G. A. Jamie, et al. “Fine-scale spatiotemporal patterns of genetic variation reflect budding dispersal coupled with strong natal philopatry in a cooperatively breeding mammal”. In: *Molecular Ecology* 21.21 (Sep. 2012), pp. 5348-5362. DOI: 10.1111/mec.12015. <URL: <https://doi.org/10.1111/mec.12015>>.
- [164] K. Nieuwenhuijsen, A. J. J. C. Lammers, K. J. de Neef, et al. “Reproduction and social rank in female stumptail Macaques (*Macaca arctoides*)”. In: *International Journal of Primatology* 6.1 (Feb. 1985), pp. 77-99. DOI: 10.1007/bf02693697. <URL: <https://doi.org/10.1007/bf02693697>>.
- [165] M. A. van Noordwijk and C. P. van Schaik. “Competition among female long-tailed macaques, *Macaca fascicularis*”. In: *Animal Behaviour* 35.2 (Apr. 1987), pp. 577-589. DOI: 10.1016/s0003-3472(87)80284-1. <URL: [https://doi.org/10.1016/s0003-3472\(87\)80284-1](https://doi.org/10.1016/s0003-3472(87)80284-1)>.
- [166] M. A. van Noordwijk and C. P. van Schaik. “The effects of dominance rank and group size on female lifetime reproductive success in wild long-tailed macaques, *Macaca fascicularis*”. In: *Primates* 40.1 (Jan. 1999), pp. 105-130. DOI: 10.1007/bf02557705. <URL: <https://doi.org/10.1007/bf02557705>>.
- [167] M. A. van Noordwijk and C. P. van Schaik. “The effects of dominance rank and group size on female lifetime reproductive success in wild long-tailed macaques, *Macaca fascicularis*”. In: *Primates* 40.1 (Jan. 1999), p. 105-130. ISSN: 1610-7365. DOI: 10.1007/bf02557705. <URL: <http://dx.doi.org/10.1007/BF02557705>>.
- [168] C. L. Nunn and M. E. Pereira. “Group histories and offspring sex ratios in ringtailed lemurs (*Lemur catta*)”. In: *Behavioral Ecology and Sociobiology* 48.1 (Jun. 2000), pp. 18-28. DOI: 10.1007/s002650000206. <URL: <https://doi.org/10.1007/s002650000206>>.
- [169] D. H. NUSSEY, D. W. COLTMAN, T. COULSON, et al. “Rapidly declining fine-scale spatial genetic structure in female red deer”. In: *Molecular Ecology* 14.11 (Oct. 2005), pp. 3395-3405. DOI: 10.1111/j.1365-294x.2005.02692.x. <URL: <https://doi.org/10.1111/j.1365-294x.2005.02692.x>>.
- [170] D. OWENS and M. OWENS. “Social dominance and reproductive patterns in brown hyaenas, *Hyaena brunnea*, of the central Kalahari desert”. In: *Animal Behaviour* 51.3 (Mar. 1996), pp. 535-551. DOI: 10.1006/anbe.1996.0058. <URL: <https://doi.org/10.1006/anbe.1996.0058>>.
- [171] C. Packer, D. A. Collins, A. Sindimwo, et al. “Reproductive constraints on aggressive competition in female baboons”. In: *Nature* 373.6509 (Jan. 1995), pp. 60-63. DOI: 10.1038/373060a0. <URL: <https://doi.org/10.1038/373060a0>>.

- [172] J. A. Parga, M. L. Sauther, F. P. Cuzzo, et al. “Genetic Evidence for Male and Female Dispersal in Wild Lemur *catta*”. In: *Folia Primatologica* 86.1-2 (May. 2015), pp. 66-75. DOI: 10.1159/000369386. <URL: <https://doi.org/10.1159/000369386>>.
- [173] V. P. Patil, T. J. Karels, and D. S. Hik. “Ecological, Evolutionary and Social Constraints on Reproductive Effort: Are Hoary Marmots Really Biennial Breeders?” In: *PLOS ONE* 10.3 (Mar. 2015). Ed. by J. M. Waterman, p. e0119081. DOI: 10.1371/journal.pone.0119081. <URL: <https://doi.org/10.1371/journal.pone.0119081>>.
- [174] A. Paul and J. Kuester. “Dominance, kinship and reproductive value in female Barbary macaques (*Macaca sylvanus*) at Affenberg Salem”. In: *Behavioral Ecology and Sociobiology* 21.5 (Nov. 1987), pp. 323-331. DOI: 10.1007/bf00299970. <URL: <https://doi.org/10.1007/bf00299970>>.
- [175] A. Paul and D. Thommen. “Timing of Birth, Female Reproductive Success and Infant Sex Ratio in Semifree-Ranging Barbary Macaques (*Macaca sylvanus*)”. In: *Folia Primatologica* 42.1 (1984), pp. 2-16. DOI: 10.1159/000156140. <URL: <https://doi.org/10.1159/000156140>>.
- [176] J. Pluhacek, L. B. š, and L. Cul'. “High-ranking mares of captive plains zebra *Equus burchelli* have greater reproductive success than low-ranking mares”. In: *Applied Animal Behaviour Science* 99.3-4 (Sep. 2006), pp. 315-329. DOI: 10.1016/j.applanim.2005.11.003. <URL: <https://doi.org/10.1016/j.applanim.2005.11.003>>.
- [177] N. C. Pratt and R. D. Lisk. “Effects of social stress during early pregnancy on litter size and sex ratio in the golden hamster (*Mesocricetus auratus*)”. In: *Reproduction* 87.2 (Nov. 1989), pp. 763-769. DOI: 10.1530/jrf.0.0870763. <URL: <https://doi.org/10.1530/jrf.0.0870763>>.
- [178] A. Pusey. “The Influence of Dominance Rank on the Reproductive Success of Female Chimpanzees”. In: *Science* 277.5327 (Aug. 1997), p. 828–831. ISSN: 1095-9203. DOI: 10.1126/science.277.5327.828. <URL: <http://dx.doi.org/10.1126/science.277.5327.828>>.
- [179] D. A. Randall, J. P. Pollinger, R. K. Wayne, et al. “Inbreeding is reduced by female-biased dispersal and mating behavior in Ethiopian wolves”. In: *Behavioral Ecology* 18.3 (Mar. 2007), pp. 579-589. DOI: 10.1093/beheco/arm010. <URL: <https://doi.org/10.1093/beheco/arm010>>.
- [180] R. J. Rhine. “A twenty-one-year study of maternal dominance and secondary sex ratio in a colony group of stumptailed macaques (*Macaca arctoides*)”. In: *American Journal of Primatology* 32.2 (1994), pp. 145-148. DOI: 10.1002/ajp.1350320207. <URL: <https://doi.org/10.1002/ajp.1350320207>>.
- [181] R. J. Rhine, G. W. Norton, J. Rogers, et al. “Secondary sex ratio and maternal dominance rank among wild yellow baboons (*Papio cynocephalus*) of Mikumi National Park, Tanzania”. In: *American Journal of Primatology* 27.4 (1992), pp. 261-273. DOI: 10.1002/ajp.1350270404. <URL: <https://doi.org/10.1002/ajp.1350270404>>.
- [182] A. M. Robbins, T. Stoinski, K. Fawcett, et al. “Lifetime reproductive success of female mountain gorillas”. In: *American Journal of Physical Anthropology* 146.4 (Oct. 2011), pp. 582-593. DOI: 10.1002/ajpa.21605. <URL: <https://doi.org/10.1002/ajpa.21605>>.
- [183] M. M. Robbins, N. Gerald-Steklis, A. M. Robbins, et al. “Long-term dominance relationships in female mountain gorillas: strength, stability and determinants of rank”. In: *Behaviour* 142.6 (2005), pp. 779-809. DOI: 10.1163/1568539054729123. <URL: <https://doi.org/10.1163/1568539054729123>>.
- [184] M. M. Robbins, A. M. Robbins, N. Gerald-Steklis, et al. “Socioecological influences on the reproductive success of female mountain gorillas (*Gorilla beringei beringei*)”. In: *Behavioral Ecology and Sociobiology* 61.6 (Jan. 2007), pp. 919-931. DOI: 10.1007/s00265-006-0321-y. <URL: <https://doi.org/10.1007/s00265-006-0321-y>>.
- [185] M. M. Robbins, A. M. Robbins, N. Gerald-Steklis, et al. “Socioecological influences on the reproductive success of female mountain gorillas (*Gorilla beringei beringei*)”. In: *Behavioral Ecology and Sociobiology* 61.6 (Jan. 2007), p. 919–931. ISSN: 1432-0762. DOI: 10.1007/s00265-006-0321-y.

<URL: <http://dx.doi.org/10.1007/s00265-006-0321-y>>.

[186] S. Roberts and M. Cords. “Group size but not dominance rank predicts the probability of conception in a frugivorous primate”. In: *Behavioral Ecology and Sociobiology* 67.12 (Jul. 2013), pp. 1995-2009. DOI: 10.1007/s00265-013-1607-5. <URL: <https://doi.org/10.1007/s00265-013-1607-5>>.

[187] T. Ron, S. P. Henzi, and U. Motro. “Do Female Chacma Baboons Compete for a Safe Spatial Position in a Southern Woodland Habitat?”. In: *Behaviour* 133.5-6 (1996), pp. 475-490. DOI: 10.1163/156853996x00549. <URL: <https://doi.org/10.1163/156853996x00549>>.

[188] J. P. Rood. “Mating relationships and breeding suppression in the dwarf mongoose”. In: *Animal Behaviour* 28.1 (Feb. 1980), pp. 143-150. DOI: 10.1016/s0003-3472(80)80019-4. <URL: [https://doi.org/10.1016/s0003-3472\(80\)80019-4](https://doi.org/10.1016/s0003-3472(80)80019-4)>.

[189] H. Rothe. “Some Aspects of Sexuality and Reproduction in Groups of Captive Marmosets (*Callithrix jacchus*)”. In: *Zeitschrift für Tierpsychologie* 37.3 (Apr. 2010), pp. 255-273. DOI: 10.1111/j.1439-0310.1975.tb00880.x. <URL: <https://doi.org/10.1111/j.1439-0310.1975.tb00880.x>>.

[190] A. le Roux, J. C. Beehner, and T. J. Bergman. “Female philopatry and dominance patterns in wild geladas”. In: *American Journal of Primatology* 73.5 (Dec. 2010), pp. 422-430. DOI: 10.1002/ajp.20916. <URL: <https://doi.org/10.1002/ajp.20916>>.

[191] J. Ruiter and E. Geffen. “Relatedness of matriline, dispersing males and social groups in longmacaques (*Macaca fascicularis*)”. In: *Proceedings of the Royal Society of London. Series B: Biological Sciences* 265.1391 (Jan. 1998), pp. 79-87. DOI: 10.1098/rspb.1998.0267. <URL: <https://doi.org/10.1098/rspb.1998.0267>>.

[192] A. F. Russell, A. A. Carlson, G. M. McIlrath, et al. “ADAPTIVE SIZE MODIFICATION BY DOMINANT FEMALE MEERKATS”. In: *Evolution* 58.7 (Jul. 2004), pp. 1600-1607. DOI: 10.1111/j.0014-3820.2004.tb01739.x. <URL: <https://doi.org/10.1111/j.0014-3820.2004.tb01739.x>>.

[193] A. Rusu and S. Krackow. “Kin-preferential cooperation, dominance-dependent reproductive skew, and competition for mates in communally nesting female house mice”. In: *Behavioral Ecology and Sociobiology* 56.3 (Apr. 2004). DOI: 10.1007/s00265-004-0787-4. <URL: <https://doi.org/10.1007/s00265-004-0787-4>>.

[194] J. L. Sanderson, H. J. Nichols, H. H. Marshall, et al. “Elevated glucocorticoid concentrations during gestation predict reduced reproductive success in subordinate female banded mongooses”. In: *Biology Letters* 11.10 (Oct. 2015), p. 20150620. DOI: 10.1098/rsbl.2015.0620. <URL: <https://doi.org/10.1098/rsbl.2015.0620>>.

[195] J. Santiago-Moreno, A. Gómez-Brunet, A. Toledano-D', et al. “Social dominance and breeding activity in Spanish ibex (*Capra pyrenaica*) maintained in captivity”. In: *Reproduction, Fertility and Development* 19.3 (2007), p. 436. DOI: 10.1071/rd06122. <URL: <https://doi.org/10.1071/rd06122>>.

[196] C. P. V. Schaik, W. J. Netto, A. J. J. V. Amerongen, et al. “Social rank and sex ratio of captive long-tailed macaque females (*Macaca fascicularis*)”. In: *American Journal of Primatology* 19.3 (1989), pp. 147-161. DOI: 10.1002/ajp.1350190303. <URL: <https://doi.org/10.1002/ajp.1350190303>>.

[197] M. B. Schilder and P. L. Boer. “Ethological investigations on a herd of plains zebra in a safari park: Time-budgets, reproduction and food competition”. In: *Applied Animal Behaviour Science* 18.1 (Jul. 1987), pp. 45-56. DOI: 10.1016/0168-1591(87)90253-x. <URL: [https://doi.org/10.1016/0168-1591\(87\)90253-x](https://doi.org/10.1016/0168-1591(87)90253-x)>.

[198] L. A. Schultz and R. K. Lore. “Communal reproductive success in rats (*Rattus norvegicus*): Effects of group composition and prior social experience.” In: *Journal of Comparative Psychology* 107.2 (1993), pp. 216-222. DOI: 10.1037/0735-7036.107.2.216. <URL: <https://doi.org/10.1037/0735-7036.107.2.216>>.

- [199] J. M. Setchell, M. Charpentier, and E. J. Wickings. “Sexual selection and reproductive careers in mandrills (*Mandrillus sphinx*)”. In: *Behavioral Ecology and Sociobiology* 58.5 (May. 2005), pp. 474-485. DOI: 10.1007/s00265-005-0946-2. <URL: <https://doi.org/10.1007/s00265-005-0946-2>>.
- [200] A. B. A. Shafer, J. M. Northrup, K. S. White, et al. “Habitat selection predicts genetic relatedness in an alpine ungulate”. In: *Ecology* 93.6 (Jun. 2012), pp. 1317-1329. DOI: 10.1890/11-0815.1. <URL: <https://doi.org/10.1890/11-0815.1>>.
- [201] D. Shargal, L. Shore, N. Roteri, et al. “Fecal testosterone is elevated in high ranking female ibexes (*Capra nubiana*) and associated with increased aggression and a preponderance of male offspring”. In: *Theriogenology* 69.6 (Apr. 2008), pp. 673-680. DOI: 10.1016/j.theriogenology.2007.11.017. <URL: <https://doi.org/10.1016/j.theriogenology.2007.11.017>>.
- [202] J. B. Silk. “Social Bonds of Female Baboons Enhance Infant Survival”. In: *Science* 302.5648 (Nov. 2003), pp. 1231-1234. DOI: 10.1126/science.1088580. <URL: <https://doi.org/10.1126/science.1088580>>.
- [203] J. B. Silk, J. C. Beehner, T. J. Bergman, et al. “Strong and Consistent Social Bonds Enhance the Longevity of Female Baboons”. In: *Current Biology* 20.15 (Aug. 2010), pp. 1359-1361. DOI: 10.1016/j.cub.2010.05.067. <URL: <https://doi.org/10.1016/j.cub.2010.05.067>>.
- [204] J. B. Silk, C. B. Clark-Wheatley, P. S. Rodman, et al. “Differential reproductive success and facultative adjustment of sex ratios among captive female bonnet macaques (*Macaca radiata*)”. In: *Animal Behaviour* 29.4 (Nov. 1981), pp. 1106-1120. DOI: 10.1016/s0003-3472(81)80063-2. <URL: [https://doi.org/10.1016/s0003-3472\(81\)80063-2](https://doi.org/10.1016/s0003-3472(81)80063-2)>.
- [205] J. Silk, D. Cheney, and R. Seyfarth. “THE STRUCTURE OF SOCIAL RELATIONSHIPS AMONG FEMALE SAVANNA BABOONS IN MOREMI RESERVE, BOTSWANA”. In: *Behaviour* 136.6 (1999), pp. 679-703. DOI: 10.1163/156853999501522. <URL: <https://doi.org/10.1163/156853999501522>>.
- [206] M. J. A. Simpson and A. E. Simpson. “Birth sex ratios and social rank in rhesus monkey mothers”. In: *Nature* 300.5891 (Dec. 1982), pp. 440-441. DOI: 10.1038/300440a0. <URL: <https://doi.org/10.1038/300440a0>>.
- [207] M. F. Small and S. B. Hrdy. “Secondary sex ratios by maternal rank, parity, and age in captive rhesus macaques (*Macaca mulatta*)”. In: *American Journal of Primatology* 11.4 (1986), pp. 359-365. DOI: 10.1002/ajp.1350110406. <URL: <https://doi.org/10.1002/ajp.1350110406>>.
- [208] B. Smuts and N. Nicolson. “Reproduction in wild female olive baboons”. In: *American Journal of Primatology* 19.4 (1989), pp. 229-246. DOI: 10.1002/ajp.1350190405. <URL: <https://doi.org/10.1002/ajp.1350190405>>.
- [209] N. Snyder-Mackler, S. C. Alberts, and T. J. Bergman. “The socio-genetics of a complex society: female gelada relatedness patterns mirror association patterns in a multilevel society”. In: *Molecular Ecology* 23.24 (Nov. 2014), pp. 6179-6191. DOI: 10.1111/mec.12987. <URL: <https://doi.org/10.1111/mec.12987>>.
- [210] M. B. C. Sousa, A. C. S. da Rocha Albuquerque, F. da Silva Albuquerque, et al. “Behavioral strategies and hormonal profiles of dominant and subordinate common marmoset (*Callithrix jacchus*) females in wild monogamous groups”. In: *American Journal of Primatology* 67.1 (2005), pp. 37-50. DOI: 10.1002/ajp.20168. <URL: <https://doi.org/10.1002/ajp.20168>>.
- [211] A. M. Sparkman, J. R. Adams, T. D. Steury, et al. “Direct fitness benefits of delayed dispersal in the cooperatively breeding red wolf (*Canis rufus*)”. In: *Behavioral Ecology* 22.1 (Dec. 2010), pp. 199-205. DOI: 10.1093/beheco/arq194. <URL: <https://doi.org/10.1093/beheco/arq194>>.

- [212] P. A. Spiering, M. J. Somers, J. E. Maldonado, et al. “Reproductive sharing and proximate factors mediating cooperative breeding in the African wild dog (*Lycaon pictus*)”. In: *Behavioral Ecology and Sociobiology* 64.4 (Nov. 2009), pp. 583-592. DOI: 10.1007/s00265-009-0875-6. <URL: <https://doi.org/10.1007/s00265-009-0875-6>>.
- [213] M. A. Stanton, E. V. Lonsdorf, A. E. Pusey, et al. “Do juveniles help or hinder? Influence of juvenile offspring on maternal behavior and reproductive outcomes in wild chimpanzees (*Pan troglodytes*)”. In: *Journal of Human Evolution* 111 (Oct. 2017), pp. 152-162. DOI: 10.1016/j.jhevol.2017.07.012. <URL: <https://doi.org/10.1016/j.jhevol.2017.07.012>>.
- [214] E. D. Strauss and K. E. Holekamp. “Social alliances improve rank and fitness in convention-based societies”. In: *Proceedings of the National Academy of Sciences* 116.18 (Mar. 2019), pp. 8919-8924. DOI: 10.1073/pnas.1810384116. <URL: <https://doi.org/10.1073/pnas.1810384116>>.
- [215] B. R. Stucki, M. M. Dow, and D. S. Sade. “Variance in intrinsic rates of growth among free-ranging rhesus monkey groups”. In: *American Journal of Physical Anthropology* 84.2 (Feb. 1991), pp. 181-191. DOI: 10.1002/ajpa.1330840208. <URL: <https://doi.org/10.1002/ajpa.1330840208>>.
- [216] Y. Sugiyama and H. Ohsawa. “Population Dynamics of Japanese Monkeys with Special Reference to the Effect of Artificial Feeding”. In: *Folia Primatologica* 39.3-4 (1982), pp. 238-263. DOI: 10.1159/000156080. <URL: <https://doi.org/10.1159/000156080>>.
- [217] A. K. SURRIDGE, K. M. IBRAHIM, D. J. BELL, et al. “Fine-scale genetic structuring in a natural population of European wild rabbits (*Oryctolagus cuniculus*)”. In: *Molecular Ecology* 8.2 (Feb. 1999), pp. 299-307. DOI: 10.1046/j.1365-294x.1999.00570.x. <URL: <https://doi.org/10.1046/j.1365-294x.1999.00570.x>>.
- [218] M. M. Symington. “Sex ratio and maternal rank in wild spider monkeys: when daughters disperse”. In: *Behavioral Ecology and Sociobiology* 20.6 (Jun. 1987), pp. 421-425. DOI: 10.1007/bf00302985. <URL: <https://doi.org/10.1007/bf00302985>>.
- [219] Y. Takahata. “The reproductive biology of a free-ranging troop of Japanese monkeys”. In: *Primates* 21.3 (Jul. 1980), pp. 303-329. DOI: 10.1007/bf02390462. <URL: <https://doi.org/10.1007/bf02390462>>.
- [220] Y. Takahata, N. Koyama, S. Ichino, et al. “The relationship between female rank and reproductive parameters of the ringtailed lemur: a preliminary analysis”. In: *Primates* 49.2 (Dec. 2007), pp. 135-138. DOI: 10.1007/s10329-007-0076-8. <URL: <https://doi.org/10.1007/s10329-007-0076-8>>.
- [221] Y. Takahata, S. Suzuki, N. Agetsuma, et al. “Reproduction of wild Japanese macaque females of Yakushima and Kinkazan Islands: A preliminary report”. In: *Primates* 39.3 (Jul. 1998), pp. 339-349. DOI: 10.1007/bf02573082. <URL: <https://doi.org/10.1007/bf02573082>>.
- [222] L. Taylor and R. W. Sussman. “A preliminary study of kinship and social organization in a semi-free-ranging group of *Lemur catta*”. In: *International Journal of Primatology* 6.6 (Dec. 1985), pp. 601-614. DOI: 10.1007/bf02692291. <URL: <https://doi.org/10.1007/bf02692291>>.
- [223] T. W. Townsend and E. D. Bailey. “Effects of Age, Sex and Weight on Social Rank in Pinned White-tailed Deer”. In: *American Midland Naturalist* 106.1 (Jul. 1981), p. 92. DOI: 10.2307/2425138. <URL: <https://doi.org/10.2307/2425138>>.
- [224] R. C. Van Horn, J. C. Buchan, J. Altmann, et al. “Divided destinies: group choice by female savannah baboons during social group fission”. In: *Behavioral Ecology and Sociobiology* 61.12 (Jun. 2007), p. 1823-1837. ISSN: 1432-0762. DOI: 10.1007/s00265-007-0415-1. <URL: <http://dx.doi.org/10.1007/s00265-007-0415-1>>.
- [225] H. Vervaecke, C. Roden, and H. de Vries. “Dominance, fatness and fitness in female American bison, *Bison bison*”. In: *Animal Behaviour* 70.4 (Oct. 2005), pp. 763-770. DOI: 10.1016/j.anbehav.2004.12.018. <URL: <https://doi.org/10.1016/j.anbehav.2004.12.018>>.

- [226] L. Vigilant, M. Hofreiter, H. Siedel, et al. “Paternity and relatedness in wild chimpanzee communities”. In: *Proceedings of the National Academy of Sciences* 98.23 (Oct. 2001), pp. 12890-12895. DOI: 10.1073/pnas.231320498. <URL: <https://doi.org/10.1073/pnas.231320498>>.
- [227] J. Visser, T. Robinson, and B. J. van Vuuren. “Spatial genetic structure in the rock hyrax (*Procavia capensis*) across the Namaqualand and western Fynbos areas of South Africa — a mitochondrial and microsatellite perspective”. In: *Canadian Journal of Zoology* 98.8 (Aug. 2020), pp. 557-571. DOI: 10.1139/cjz-2019-0154. <URL: <https://doi.org/10.1139/cjz-2019-0154>>.
- [228] D. D. VRIES, A. KOENIG, and C. BORRIES. “Female reproductive success in a species with an age-inversed hierarchy”. In: *Integrative Zoology* 11.6 (Nov. 2016), pp. 433-446. DOI: 10.1111/1749-4877.12201. <URL: <https://doi.org/10.1111/1749-4877.12201>>.
- [229] E. D. Wallace and N. C. Bennett. “The colony structure and social organization of the giant Zambian mole-rat, *Cryptomys mechowii*”. In: *Journal of Zoology* 244.1 (Jan. 1998), pp. 51-61. DOI: 10.1111/j.1469-7998.1998.tb00006.x. <URL: <https://doi.org/10.1111/j.1469-7998.1998.tb00006.x>>.
- [230] S. K. Wasser and D. P. Barash. “Reproductive Suppression Among Female Mammals: Implications for Biomedicine and Sexual Selection Theory”. In: *The Quarterly Review of Biology* 58.4 (Dec. 1983), pp. 513-538. DOI: 10.1086/413545. <URL: <https://doi.org/10.1086/413545>>.
- [231] S. K. Wasser and A. K. Starling. “Proximate and ultimate causes of reproductive suppression among female yellow baboons at Mikumi National Park, Tanzania”. In: *American Journal of Primatology* 16.2 (1988), p. 97–121. ISSN: 1098-2345. DOI: 10.1002/ajp.1350160202. <URL: <http://dx.doi.org/10.1002/ajp.1350160202>>.
- [232] S. K. Wasser and A. K. Starling. “Proximate and ultimate causes of reproductive suppression among female yellow baboons at Mikumi National Park, Tanzania”. In: *American Journal of Primatology* 16.2 (1988), pp. 97-121. DOI: 10.1002/ajp.1350160202. <URL: <https://doi.org/10.1002/ajp.1350160202>>.
- [233] S. Wasser, G. Norton, S. Kleindorfer, et al. “Population trend alters the effects of maternal dominance rank on lifetime reproductive success in yellow baboons (*Papio cynocephalus*)”. In: *Behavioral Ecology and Sociobiology* 56.4 (May. 2004). DOI: 10.1007/s00265-004-0797-2. <URL: <https://doi.org/10.1007/s00265-004-0797-2>>.
- [234] D. P. Watts. “Social relationships of immigrant and resident female mountain gorillas, II: Relatedness, residence, and relationships between females”. In: *American Journal of Primatology* 32.1 (1994), pp. 13-30. DOI: 10.1002/ajp.1350320103. <URL: <https://doi.org/10.1002/ajp.1350320103>>.
- [235] H. E. Watts, J. B. Tanner, B. L. Lundrigan, et al. “Post-weaning maternal effects and the evolution of female dominance in the spotted hyena”. In: *Proceedings of the Royal Society B: Biological Sciences* 276.1665 (Mar. 2009), pp. 2291-2298. DOI: 10.1098/rspb.2009.0268. <URL: <https://doi.org/10.1098/rspb.2009.0268>>.
- [236] L. Wauters and A. A. Dhondt. “Body Weight, Longevity and Reproductive Success in Red Squirrels (*Sciurus vulgaris*)”. In: *The Journal of Animal Ecology* 58.2 (Jun. 1989), p. 637. DOI: 10.2307/4853. <URL: <https://doi.org/10.2307/4853>>.
- [237] C. Welker, H. Höl, and C. Schä Witt. “Significance of Kin Relations and Individual Preferences in the Social Behaviour of *Cebus apella*”. In: *Folia Primatologica* 54.3-4 (1990), pp. 166-170. DOI: 10.1159/000156440. <URL: <https://doi.org/10.1159/000156440>>.
- [238] P. A. White. “Maternal rank is not correlated with cub survival in the spotted hyena, *Crocuta crocuta*”. In: *Behavioral Ecology* 16.3 (Feb. 2005), pp. 606-613. DOI: 10.1093/beheco/ari033. <URL: <https://doi.org/10.1093/beheco/ari033>>.

- [239] M. E. Wilson, T. P. Gordon, and I. S. Bernstein. “Timing of Births and Reproductive Success in Rhesus Monkey Social Groups”. In: *Journal of Medical Primatology* 7.4 (1978), pp. 202-212. DOI: 10.1159/000459880. <URL: <https://doi.org/10.1159/000459880>>.
- [240] L. D. Wolfe. “Female rank and reproductive success among arashiyama B Japanese macaques (*Macaca fuscata*)”. In: *International Journal of Primatology* 5.2 (Apr. 1984), pp. 133-143. DOI: 10.1007/bf02735737. <URL: <https://doi.org/10.1007/bf02735737>>.
- [241] J. O. Wolff, A. S. Dunlap, and E. Ritchhart. “Adult female prairie voles and meadow voles do not suppress reproduction in their daughters”. In: *Behavioural Processes* 55.3 (Sep. 2001), pp. 157-162. DOI: 10.1016/s0376-6357(01)00176-0. <URL: [https://doi.org/10.1016/s0376-6357\(01\)00176-0](https://doi.org/10.1016/s0376-6357(01)00176-0)>.
- [242] R. Wrangham. “Drinking competition in vervet monkeys”. In: *Animal Behaviour* 29.3 (Aug. 1981), pp. 904-910. DOI: 10.1016/s0003-3472(81)80027-9. <URL: [https://doi.org/10.1016/s0003-3472\(81\)80027-9](https://doi.org/10.1016/s0003-3472(81)80027-9)>.
- [243] E. Zimen. “On the Regulation of Pack Size in Wolves”. In: *Zeitschrift für Tierpsychologie* 40.3 (Apr. 2010), pp. 300-341. DOI: 10.1111/j.1439-0310.1976.tb00939.x. <URL: <https://doi.org/10.1111/j.1439-0310.1976.tb00939.x>>.
- [244] T. Ziporyn and M. K. McClintock. “Passing as an Indicator of Social Dominance Among Female Wild and Domestic Norway Rats”. In: *Behaviour* 118.1-2 (1991), pp. 26-41. DOI: 10.1163/156853991x00184. <URL: <https://doi.org/10.1163/156853991x00184>>.
- [245] Altmann, Hausfater, J. 1988. “Determinants of Reproductive Success in Savannah Baboons, *Papio cynocephalus*.” In *Reproductive Success: Studies of Individual Variation in Contrasting Breeding Systems*, edited by T. H. Clutton-Brock, 403–18. Princeton University Press.
- [246] Altmann J, Alberts SC. 2003. “Intraspecific Variability in Fertility and Offspring Survival in a Nonhuman Primate: Behavioral Control of Ecological and Social Sources.” In *Offspring: Human Fertility Behavior in Biodemographic Perspective*, edited by Bulatao RA Wachter KW, 6. ashington (DC): National Academies Press (US).
- [247] Baker AJ, Dietz JM, Bales K. 2002. “Mating System and Group Dynamics in Lion Tamarins.” In *Lion Tamarins: Biology and Conservation*, edited by Rylands AB Kleiman DG, 188–212. Washington, Smithsonian Institution Press.
- [248] Baniel A, Huchard E, Carter AJ. in press. “Exploring Environmental and Social Predictors of Reproductive Pace in a Desert-Dwelling Baboon,” in press. Busse, C. 1982. “Social Dominance and Offspring Mortality Among Female Chacma Baboons.” *Int J Primatol* 3: 267.
- [249] Byers, John A. 1997. *American Pronghorn: Social Adaptations and the Ghosts of Predators Past*. University of Chicago Press.
- [250] Cheney, Dorothy L, Robert M Seyfarth, Julia Fischer, Jacinta C Beehner, Thore J Bergman, Sara E Johnson, Dawn M Kitchen, Ryne A Palombit, Drew Rendall, and Joan B Silk. 2006. “Reproduction, Mortality, and Female Reproductive Success in Chacma Baboons of the Okavango Delta, Botswana.” In *Reproduction and Fitness in Baboons: Behavioral, Ecological, and Life History Perspectives*, 147–76. Springer.
- [251] Cheney, R. M. Seyfarth, D. L., and P. C. Lee. 1988. “Reproductive Success in Vervet Monkeys.” In *Reproductive Success: Studies of Individual Variation in Contrasting Breeding Systems*, edited by T. H. Clutton-Brock, 384–402. Princeton University Press.
- [252] Di Bitetti, Mario S, and Charles H Janson. 2001. “Reproductive Socioecology of Tufted Capuchins (*Cebus Apella Nigrilus*) in Northeastern Argentina.” *International Journal of Primatology* 22 (2): 127–42.
- [253] Frank, Laurence G, Kay E Holekamp, and Laura Smale. 1995. “Dominance, Demography, and Reproductive Success of Female Spotted Hyenas.” *Serengeti II: Dynamics, Management, and Conservation of an Ecosystem*, 364–84.

- [254] Fürtbauer, Ines. 2011. “The Socio-Endocrinology of Female Reproductive Strategies in Wild Assamese Macaques (*Macaca Assamensis*).” PhD thesis, Göttingen University.
- [255] Gaillard, J-M, Serge Brandt, and J-M Jullien. 1993. “Body Weight Effect on Reproduction of Young Wild Boar (*Sus Scrofa*) Females: A Comparative Analysis.” *Folia Zoologica (Brno)* 42 (3): 204–12.
- [256] Gese, Eric M. 2004. “Coyotes in Yellowstone National Park: The Influence of Dominance on Foraging, Territoriality, and Fitness.” *Biology and Conservation of Wild Canids*. Oxford University Press, New York, New York, USA, 271–83.
- [257] Isbell, Lynne A, and Jill D Pruett. 1998. “Differences Between Vervets (*Cercopithecus Aethiops*) and Patas Monkeys (*Erythrocebus Patas*) in Agonistic Interactions Between Adult Females.” *International Journal of Primatology* 19 (5): 837–55.
- [258] Kopp, Gisela. 2015. “Gene Flow Dynamics in Baboons-the Influence of Social Systems.” PhD thesis, Göttingen University.
- [259] Koyama, Nicola F. 2003. “Matrilineal Cohesion and Social Networks in *Macaca Fuscata*.” *International Journal of Primatology* 24 (4): 797–811.
- [260] Kubzdela, Katarzyna Stefania. 1998. “Sociodemography in Diurnal Primates: The Effects of Group Size and Female Dominance Rank on Intragroup Spatial Distribution, Feeding Competition, Female Reproductive Success, and Female Dispersal Patterns in White Sifaka, *Propithecus Verreauxi Verreauxi*.” PhD thesis, University of Chicago.
- [261] Larney, Eileen. 2013. “The Influence of Genetic and Social Structure on Reproduction in Phayre’s Leaf Monkeys (*Trachypithecus Phayrei Crepusculus*).” PhD thesis, State University of New York at Stony Brook.
- [262] Lynch, Emily Claire. 2016. “Paternal Kinship in a Matrilocal Society of Olive Baboons (*Papio Hamadryas Anubis*) in Laikipia District, Kenya.” PhD thesis, Rutgers The State University of New Jersey-New Brunswick.
- [263] Nievergelt, Caroline M, Leslie J Digby, Uma Ramakrishnan, and David S Woodruff. 2000. “Genetic Analysis of Group Composition and Breeding System in a Wild Common Marmoset (*Callithrix Jacchus*) Population.” *International Journal of Primatology* 21 (1): 1–20.
- [264] Paul, Kuester, A. 1996. “Differential Reproduction in Male and Female Barbary Macaques.” In *Evolution and Ecology of Macaque Societies*, edited by Lindburg D. G. Fa J. E., 293–317. Cambridge University Press.
- [265] Roosmalen, Marc GM van. 1980. “Habitat Preferences, Diet, Feeding Strategy and Social Organization of the Black Spider Monkey (*Ateles Paniscus Paniscus* Linnaeus 1758) in Surinam.” PhD thesis, Roosmalen.
- [266] Rubenstein, Daniel I, and CASSANDRA M Nuñez. 2009. “Sociality and Reproductive Skew in Horses and Zebras.” *Reproductive Skew in Vertebrates: Proximate and Ultimate Causes*, 196–226.
- [267] Santiago-Moreno, Julián, Amelia Gómez-Brunet, Antonio González-Bulnes, Benoit Malpoux, Philippe Chemineau, Antonio Pulido-Pastor, and Antonio López-Sebastián. 2003. “Seasonal Ovulatory Activity and Plasma Prolactin Concentrations in the Spanish Ibex (*Capra Pyrenaica Hispanica*) Maintained in Captivity.” *Reproduction Nutrition Development* 43 (3): 217–24.
- [268] Setchell, Joanna M, Phyllis C Lee, E Jean Wickings, and Alan F Dixon. 2002. “Reproductive Parameters and Maternal Investment in Mandrills (*Mandrillus Sphinx*).” *International Journal of Primatology* 23 (1): 51–68.

[269] Sinderbrand, Carly Anne. 2011. "The Relationship of Dominance, Reproductive State and Stress in a Non-Cooperative Breeder, the Domestic Horse (*Equus Caballus*)." PhD thesis, Western Kentucky University. Smith, Andrew C, ER Tirado Herrera, Hannah M Buchanan-Smith, and Eckhard W Heymann. 2001. "Multiple Breeding Females and Allo-Nursing in a Wild Group of Moustached Tamarins (*Saguinus Mystax*)." *Neotropical Primates* 9 (2): 67–69.

[270] Visser, Jacobus Hendrik. 2013. "Gene-Flow in the Rock Hyrax (*Procavia Capensis*) at Different Spatial Scales." PhD thesis, Stellenbosch: Stellenbosch University.

[271] Whitten, Patricia L. 1983. "Diet and Dominance Among Female Vervet Monkeys (*Cercopithecus Aethiops*)." *American Journal of Primatology* 5 (2): 139–59.

[272] Wittig, Roman M, and Christophe Boesch. 2003. "Food Competition and Linear Dominance Hierarchy Among Female Chimpanzees of the Tai National Park." *International Journal of Primatology* 24 (4): 847–67.