

# The effect of dominance rank on female reproductive success in social mammals

Shivani<sup>1,2</sup>

Elise Huchard<sup>3</sup>

Dieter Lukas<sup>2\*</sup>

2022-06-19





## Affiliations

1. Indian Institute of Science Education and Research Kolkata

2. Department of Human Behavior, Ecology & Culture; Max Planck Institute for Evolutionary Anthropology  
Leipzig

3. Institut des Sciences de l'Evolution de Montpellier, Centre National de la Recherche Scientifique, Uni-  
versité de Montpellier

Correspondence: \* dieter\_lukas@eva.mpg.de

Open...  access;  code;  peer review;  data



The background, objectives, predictions, and methods have been peer reviewed prior to analyses and received an In Principle Recommendation on 07 July 2020 by:

Matthieu Paquet (2020) The effect of dominance rank on female reproductive success in social mammals. *Peer Community in Ecology*, 100056. [10.24072/pci.ecology.100056] (<https://doi.org/10.24072/pci.ecology.100056>) (Reviewers: Bonaventura Majolo and one anonymous reviewer)

The preregistration for this article can be found here: Shivani, Huchard E., Lukas D. 2020. [https://dieterlukas.github.io/Preregistration\\_MetaAnalysis\\_RankSuccess.html](https://dieterlukas.github.io/Preregistration_MetaAnalysis_RankSuccess.html) .

Deviations from pre-registered methods are explained within the manuscript.

## Abstract

Life in social groups, while potentially providing social benefits, inevitably leads to conflict among group members. In many social mammals, such conflicts lead to the formation of dominance hierarchies, where high-ranking individuals consistently outcompete other group members. Given that competition is a fundamental tenet of the theory of natural selection, it is generally assumed that high-ranking individuals have higher reproductive success than lower-ranking individuals. Previous reviews have indicated large variation across populations on the potential effect of dominance rank on reproductive success in female mammals. Here, we perform a meta-analysis based on 444 effect sizes from 187 studies on 86 mammal species to investigate how life-history, ecology and sociality modulate the relationship between female dominance rank and fitness. As predicted, we found that (1) dominance rank is generally positively associated with reproductive success, independent of the approach different studies have taken to answer this question; and that (2) the relationship between rank and reproductive success is conditional on life-history mechanisms, with higher effects of dominance rank on reproductive output than on survival, particularly in species with high reproductive investment. Contrary to our predictions, (3) the fitness benefits to high-ranking females appear consistent across ecological conditions rather than increasing when resources decrease. Instead, we found that the social environment consistently mitigates rank differences on reproductive success by modulating female competition, with, as predicted, (4) dominant females showing higher reproductive success than subordinates in two different types of societies: first, effect sizes are highest when females live in cooperatively breeding groups composed of a single dominant female and one or more subordinate females; second, they are also elevated when females form differentiated relationships which occurs when groups are composed of unrelated females. Our findings indicate that obtaining a high ranking position in a social group consistently provides female mammals with fitness benefits, even though future studies might show lower effects given various biases in the literature we were able to access, including, but not restricted to, a publication bias. They further draw a complex landscape of the level of social inequality across mammalian societies, reflected by variation in the benefits of social dominance, which appears to be shaped by reproductive and social competition more than by ecological competition.

## Background

In order for social groups to persist, group members need to find strategies to deal with the conflicts that inevitably occur (Ward and Webster (2016)). In many female social mammals, conflicts and aggressive interactions are associated with the formation of different types of hierarchies. How these hierarchies form and are expressed differs across societies (Tibbetts, Pardo-Sanchez, and Weise (2022)). In singular cooperative breeders, a single dominant breeding female suppresses reproduction in subordinate group members, who rarely fight amongst each other until an opportunity to become dominant opens (Solomon, French, et al. (1997)). In many species where multiple breeding females form stable groups, females can be arranged in stable linear hierarchies, where mothers help their daughters to inherit their rank in their matriline (Holekamp and Smale (1991)). In another set of species, hierarchies are more flexible as a female's rank depends on her body size, condition, or availability of coalition partners (Pusey (2012)). However, it has remained unclear whether and when dominant females gain substantial fitness benefits, indicating that there is selection

69 on all females to compete for a high rank. Instead of direct selection on females to compete over high domi-  
70 nance rank because it provides substantial fitness benefits, selection might be on females to find a place in  
71 the hierarchy that maximizes their fitness based on their intrinsic qualities and access to social opportunities.

72 The prevailing assumption is that high ranking females benefit from their dominant status because out-  
73 competing other females provides them with priority of access to resources (Ellis (1995), Pusey (2012)).  
74 Subordinates are expected to accept their status, because despite having lower reproductive success than  
75 dominants, they have few outside options and would presumably face high costs, or have even lower suc-  
76 cess if they tried to challenge for the dominant status or to reproduce independently (Alexander (1974),  
77 Vehrencamp (1983)). An alternative assumption however is that both dominants and subordinates gain  
78 from arranging themselves in a hierarchy to avoid the overt fighting that occurs whenever differentially ag-  
79 gressive individuals repeatedly interact (West (1967)). All individuals make a compromise, such that they  
80 all balance the potential benefits of their respective positions with the potential costs (Williams (1966)).

81 Previous reviews have found that while high ranking female mammals frequently appear to have higher  
82 reproductive success, there are many populations where such an association has not been found (Pusey  
83 (2012), T. Clutton-Brock and Huchard (2013)). Most studies that brought together such data have focused  
84 on primates and generally only provided qualitative summaries of the evidence, sometimes using a lim-  
85 ited number of fitness proxies (Fedigan (1983), Ellis (1995), Paula Stockley and Bro-Jørgensen (2011)).  
86 One meta-analysis across primates investigated whether life history might mediate the strength of the as-  
87 sociation between dominance and reproductive success and found that high-ranking females had higher  
88 fecundity benefits in species with a longer lifespan (Majolo et al. (2012)). However, there has been no study  
89 simultaneously examining the effect of life-history, social and ecological factors in modulating the benefits  
90 of social dominance. Similarly, there has been no quantitative assessment of the potential factors that may  
91 mitigate the relationship between rank and reproductive success to explain those cases where high rank is  
92 not beneficial. Here, we investigate the extent and sources of variation in the effect of dominance rank on  
93 female reproductive success across social mammals. Our study builds on the long history of research on  
94 dominance interactions (Strauss et al. (2022)) by bringing together effect sizes of the relationship between  
95 rank and reproductive success from diverse mammalian societies, and we add socio-ecological predictor  
96 variables that have not been included in earlier analyses.

97

## 98 **Objective**

99 In this study, we present a quantitative assessment of the strength of the relationship between female dom-  
100 inance rank and reproductive success in social mammals and explore factors that might mediate this rela-  
101 tionship. Our objective is to identify the ranges of variation in the relationship between rank and reproductive  
102 success and to investigate how this relationship is influenced by differences in life-history, ecology, and so-  
103 ciality. We addressed our objective through the following questions, by testing the corresponding four core  
104 predictions, which each break into a number of secondary predictions (see results):

### 105 **1) Does high rank generally lead to higher reproductive success for females in social mammals?**

106 We expected that, overall, high dominance rank has a positive effect on reproductive success, based on the

107 previously published reviews and meta-analyses.

108 **2) What are the life history traits that mediate the benefits of rank on reproductive success?** We  
109 expected that dominants have higher reproductive success predominantly in species in which females have  
110 the ability to quickly produce large numbers of offspring, because reproductive competition may be most  
111 intense in those species that invest heavily in reproduction, and the consequences of such competition may  
112 be more detectable due to the potential for large variance in reproductive success among females in such  
113 species

114 **3) What are the ecological conditions that mediate the benefits of rank on reproductive success?**  
115 We expected that differences in reproductive potential would be particularly marked where within-group  
116 contest competition for resources is expected to be largest, that is when resources are limited and monop-  
117 olizable.

118 **4) What are the social circumstances that mediate the benefits of rank?** We expected that the associ-  
119 ation between dominance rank and reproduction is stronger in species living in more stable and structured  
120 social groups, where rank differences may be pronounced, and stable over long periods.

121

122

## 123 **Methods**

### 124 **Literature search**

125 The literature search was performed by S & DL. We started with the references in previous major reviews  
126 and meta-analyses on the association between dominance and reproduction in female mammals (see below  
127 for inclusion criteria): Fedigan (1983) (8 effect sizes on female primates entered), Ellis (1995) (16 effect sizes  
128 entered / 5 not entered on female non-primates, 38 effect sizes entered / 22 not entered on female primates),  
129 Brown and Silk (2002) (28 effect sizes entered / 7 not entered on female primates), Paula Stockley and Bro-  
130 Jørgensen (2011) (12 effect sizes entered / 2 not entered on female non-primates, 11 effect sizes entered  
131 / 1 not entered on female primates), Majolo et al. (2012) (26 effect sizes entered / 2 not entered on female  
132 primates), Pusey (2012) (45 effect sizes entered / 2 not entered on female primates), and T. Clutton-Brock  
133 and Huchard (2013) (8 effect sizes entered / 1 not entered on female primates, 6 effect sizes entered / 1  
134 not entered on female non-primates) (some effect sizes appear in multiple studies, leading to a total of 136  
135 effect sizes) (using Pubmed, 22 May 2019 - 13 June 2019). Next, we searched Google Scholar and Google  
136 Search with the following terms: “dominance AND female AND mammal AND reproductive success OR  
137 reproduction” (04 July 2019 - 31 July 2019; 143 additional effect sizes), “rank AND female AND mammal  
138 AND reproductive success OR reproduction” (14 September 2019 - 13 November 2019; 90 additional effect  
139 sizes), and “sex ratio AND dominance AND female AND mammal” (11 February 2020 - 06 March 2020; 75  
140 additional effect sizes).

141 We checked the titles and abstracts to identify studies that observed dominance interactions and reproduc-  
142 tive success in social groups of interacting female non-human mammals. We limited our checks to the  
143 first 1000 results for all searches as automatically sorted by the respective search engine (sorted by ‘rele-  
144 vance’ on Google Scholar). We selected studies that measured the association between dominance rank  
145 and at least one aspect of female reproductive success and reported the data or a test-statistic. For both  
146 dominance and reproductive success, we only included studies that had direct measures, not secondary  
147 indicators. For dominance, we excluded studies where authors did not explicitly determine dominance rela-  
148 tionships and only assumed that traits such as size, presence in core areas, or reproductive success itself  
149 indicate dominance. We did however include studies where authors established dominance hierarchies,  
150 found that they are associated with some other trait such as size or condition, and subsequently used the  
151 other trait to rank individuals. For reproductive success, we similarly excluded studies that reported asso-  
152 ciations of dominance rank with traits whose links with reproductive success were indirect or had not been  
153 tested. Studies we excluded reported, for example, associations between dominance rank and mating fre-  
154 quency, priority of access to food resources, or differences in ranging behaviour. We included all kinds of  
155 academic publications, from primary articles published in peer-reviewed journals through reviews, books  
156 and book chapters, and unpublished PhD theses.

### 157 **Variables, their definitions, and their sources**

#### 158 **Variables coded directly from the relevant publications:**

159 All data from the literature search on publications reporting the effect of dominance rank on reproductive  
160 success were entered prior to the first submission of the preregistration. S and DL performed the data  
161 extraction. We initially coded eight papers independently, for which we both extracted the same values and

162 classified the approaches in the same way. S and DL also independently went through the studies included  
163 in Majolo et al. (2012) and agreed on which to include and which not. After this, S and DL independently  
164 identified and coded articles, with occasional cross-checks and discussions of any border line cases. We  
165 extracted the relevant information to calculate the effect sizes and their associated variance. In addition,  
166 we coded a set of variables to characterize the methodological approach. The dataset contains 444 effect  
167 sizes from 187 studies on 86 mammalian species.

168 *Z-transformed effect size:* we converted all effect sizes to Z-transformed correlation coefficients (Zr). In  
169 cases where articles reported a pairwise correlation coefficient, we directly use this value. In cases where au-  
170 thors had used alternative statistical approaches (e.g. t-test comparison between two groups of individuals),  
171 the test statistics were converted to the statistic 'r' using formulas provided by Lakens (2013), Lajeunesse  
172 et al. (2013), and Wilson (2019). In cases where authors reported individual-level data reflecting domi-  
173 nance rank and reproductive success (for example in the form of a table that listed for groups of dominants  
174 and subordinates their mean and deviation of reproductive success or for every individual their rank and  
175 reproductive success), we calculated correlation coefficients directly from a 2-by-2 frequency table (when  
176 comparing classes of high- to low-ranking individuals) or from linear regressions (when individuals had con-  
177 tinuous ranks). In cases where studies simply stated that "all dominants bred but none of the subordinates"  
178 we assumed an error of 0.5% for both dominants not breeding and subordinates breeding to obtain the  
179 sampling variance estimates. We extracted separate effect sizes for each reported analysis: for example, if  
180 authors reported separately associations between dominance rank and mortality of offspring to 1 year and to  
181 independence, we obtained two effect sizes from this population reflecting infant survival. We Z-transformed  
182 all correlation coefficients to control for the asymptotic distribution of these values. We changed the sign of  
183 the effect sizes to make them consistent across studies. This was necessary because dominance rank was  
184 coded differently across studies, for example sometimes studies assigned dominant individuals the lowest  
185 value by starting a count from 1, whereas in other cases they were assigned the highest value to reflect the  
186 proportion of other females they are dominant over. We set the sign of effect sizes such that positive values  
187 mean that higher ranking individuals have shorter interbirth intervals, higher survival as adults and of their  
188 infants, higher infant production (e.g. larger litter sizes, higher probability of breeding), and higher lifetime  
189 reproductive success (e.g. higher total number of offspring weaned).

190 *Sample size:* we recorded the sample size for the relevant statistical comparison (number of females, num-  
191 ber of offspring, number of matriline etc.).

192 *Sampling variance:* we calculated the sampling variance of the effect sizes based on the correlation coef-  
193 ficient r and the sample size, using the formulas provided by Wilson (2019). The standard error, which is  
194 alternatively used in some approaches, is the square root of the sampling variance (Viechtbauer (2010)).

195 *Species identity:* we recorded the common name and the latin species name as listed by the authors. We  
196 referred to the Mammal Diversity Database (Burgin et al. (2018)) to resolve instances where species attri-  
197 butions had been changed since the publication of the original study.

198 *Study site:* we recorded the name of the study site as listed by the authors in the method section. The focus  
199 of this variable is to determine whether multiple observations are from the same species from the same  
200 study population, and we accordingly assigned different names for the study site label in case two or more  
201 different species had been studied at the same site.

202 *Measure of reproductive success*: we recorded which aspect of reproduction dominance rank was associ-  
203 ated with. We classified reproductive traits into six classes: - age at first reproduction (includes age at first  
204 birth, age at first conception, age at first menstrual cycle); - infant survival (includes rates of mortality of  
205 offspring prior to their independence; proportion of pregnancies carried to birth); - survival (includes rates  
206 of mortality of females per year, age at death); - infant production (includes litter size, offspring weight, litter  
207 mass, number of offspring per year, probability of birth in a given year, number of surviving infants per year);  
208 - interbirth interval (includes time between live births, number of cycles to conception, number of litters per  
209 year); - lifetime reproductive success (includes total number of offspring born or surviving to independence  
210 for females who had been observed from first reproduction to death).

211 *Classification of rank*: we recorded the approach the authors had used to assign dominance positions to  
212 individuals, distinguishing between those based on aggressive/submissive interactions between pairs of  
213 individuals and those based on other traits such as age, size, or which female was the first to reproduce.

214 *Scoring of rank*: we recorded whether in the analyses individuals were assigned a specific, continuous rank  
215 position or whether individuals were classified into rank categories (dominant versus subordinates, high-  
216 versus middle- versus low-ranking).

217 *Duration of study*: we recorded the number of years that authors had observed the individuals (anything  
218 less than one year was assigned a value of 1).

219 *Population type*: we recorded whether the population was free-living, provisioned, or captive based on the  
220 authors descriptions.

221 *Social group size*: we recorded the average number of adult females per group in the study population,  
222 based on the information provided in the manuscripts. We relied on the definition of a social group as used  
223 by the respective authors, which might include associations of females in: singular-breeder cooperative  
224 groups (as in wolves or meerkats); stable groups of multiple breeding females (as in baboons or hyenas);  
225 or breeding associations defined by physical proximity (as in bighorn sheep or antelopes). We will have a  
226 separate coding of the social system (see below).

#### 227 **Variables extracted from the broader literature for each species/population:**

228 The following data were added prior to the analyses. For most of these, we extracted information from the  
229 relevant papers or publications reporting on the same population. For some of these, we used previously  
230 published species' averages, because records from each population for each specific period during which  
231 the effect of dominance rank on reproductive success were measured were not available for a large enough  
232 sample. We list sources we used to obtain these data.

233 *Litter size*: the number of offspring per birth; data available for each population, we used the average as  
234 reported by the authors (based on the data in Jones et al. (2009)).

235 *Interbirth interval*: the time in months between consecutive births; data available for a limited set of popu-  
236 lations, we used the average as reported by the authors. Given that population specific data was available  
237 for only a very limited subset, we added species-level averages (based on the data in Jones et al. (2009)).

238 *Maximum lifespan*: the maximum time in months that an individual of that species has been recorded to live  
239 for (based on the data in Jones et al. (2009)).

240 *Cooperative breeding group*: whether social groups usually contain a single breeding female and additional  
241 non-breeding adult females that help to raise the offspring of the breeding female. Group membership for  
242 females is usually closed and changes occur through birth and death or fissioning of existing groups. This  
243 classification is in contrast to plural breeding groups and breeding associations (see below); data available  
244 for each population, we used the description of the social system in the population as reported by the authors.

245 *Plural breeding group*: whether social groups usually contain multiple breeding females that remain together  
246 for extended periods of time. It includes both groups in which females are philopatric or disperse. Females  
247 form differentiated relationships with other group members. This classification is in contrast to cooperative  
248 breeding groups and breeding associations (see above/below); data available for each population, we used  
249 the description of the social system in the population as reported by the authors.

250 *Breeding association*: whether social groups consist of multiple breeding females that associate either in  
251 space or by mutual attraction. Group membership is fluid and associations among individuals can rapidly  
252 change. This classification is in contrast to cooperative breeding groups and plural breeding groups (see  
253 above); data available for each population, we will use the description of the social system in the population  
254 as reported by the authors.

255 *Dominance system*: whether dominance rank of females appears to depend primarily on (i) their age, (ii)  
256 their physical attributes such as body size, or (iii) nepotism in the form of support from their mother or  
257 from same-aged group members. Data available from a subset of populations, to which we added data  
258 from primary reports of species-level classifications from other populations assuming that this trait is usually  
259 stable across populations within species (references listed in the data file).

260 *Philopatry*: whether females have the majority of their offspring in the same social groups or in the same  
261 location in which they have been born or whether females disperse to other groups or locations to repro-  
262 duce; data from species-level descriptions of female behaviour (based on the data in Barsbai, Lukas, and  
263 Ponderfer (2021)).

264 *Monopolizable resources*: whether the gross dietary category of a species is based on monopolizable re-  
265 sources (carnivory, frugivory), or non-monopolizable resources (herbivory, or omnivory) (based on the data  
266 in Wilman et al. (2014)).

267 *Environmental harshness*: whether the average climatic conditions experienced by the species are charac-  
268 terized by cold temperatures, low rainfall, and unpredictability (based on the data and principal components  
269 summarizing climate data in Botero et al. (2014)).

270 *Population density*: the average number of individuals per square kilometer for the species (based on the  
271 data in Jones et al. (2009)).

272 *Average and variance in relatedness among group females*: the average and variance in relatedness mea-  
273 sured using genetic approaches among adult females within the same group as reported for this species;  
274 data available from a subset of the populations (references listed in the data file).

275 *Coalition formation*: whether adult females form coalitions with other female group members to support each  
276 other during within-group aggressive interactions; data from species-level descriptions of female behaviour  
277 (based on the data in Lukas and Clutton-Brock (2018)).



278 *Sexual dimorphism in body weight*: we calculated sexual dimorphism following the two step approach of  
 279 Smith (1999) as the average weight of males divided by average weight of females if males are heavier than  
 280 females and as 2 minus the average weight of females divided by the average weight of males otherwise  
 281 (based on data in: Jarman (1983), Loison et al. (1999), Smith and Cheverud (2002), Isaac (2005), and  
 282 Kappeler et al. (2019))

283 *Male infanticide*: whether adult males in that species kill offspring (based on the data in Lukas and Huchard  
 284 (2014)).

285 *Adult sex ratio*: the ratio of the average number of adult males divided by the sum of the average number  
 286 of females and males per social group of that species. We took species' averages to reflect adaptation to  
 287 likely levels of potential sexual conflict because several of the studies from which we extracted effect sizes  
 288 had captive or experimental settings or only reported the number of females that were included in the study  
 289 (based on the data in Barsbai, Lukas, and Pondorfer (2021)).

## 290 Phylogeny

291 We generated a single consensus phylogeny for the mammalian species in our sample from the most recent  
 292 complete mammalian time-calibrated phylogeny (Upham, Esselstyn, and Jetz (2019)). We downloaded a  
 293 credible set of 1000 trees of mammalian phylogenetic history from [vertlife.org/phylosubsets/](http://vertlife.org/phylosubsets/) (July 2020)  
 294 and used TreeAnnotator (version 1.8.2 in BEAST: Drummond et al. (2012)) to generate a maximum clade  
 295 credibility (MCC) tree (median node heights and a burn in of 250 trees). We trimmed the tree to match the  
 296 species in our sample (in one instance using a close relative, */Canis lupus/* instead of */Canis familiaris/* ) and  
 297 converted branch lengths using functions of the package ape (Paradis and Schliep (2019)).

## 298 Analyses

299 We performed all analyses in the statistical software R (version 4.0.3; R Core Team (2020)). We built  
 300 separate models for each prediction. For some predictor variables, we could not find data to match to all  
 301 observed effect sizes, and excluded these cases with missing data from the respective analyses. We report  
 302 the sample size for each analysis. To assess the robustness of the findings and whether modeling decisions  
 303 might have an influence on our results, we used a frequentist and a Bayesian approach to build the statistical  
 304 models. We fit meta-analytic multilevel mixed-effects models with moderators via linear models using the  
 305 function "rma.mv" in the package metafor (Viechtbauer (2010)), taking into account the sampling variance as  
 306 measurement error and including models that account for the potential correlations among effect sizes due  
 307 to shared phylogenetic history among species (Nakagawa and Santos (2012)). The phylogenetic multilevel  
 308 meta-analysis has  $ObservedFisherZr_n$  as the effect size for the  $n$ th study ( $n=1, \dots, N_{study}$ ),  $\mu$  is the  
 309 meta-analytical mean (or intercept),  $m_n$  is a sampling (measurement) error effect for the  $n$ th study,  $e_n$  is  
 310 the effect-size-specific (within-study) residual term for the  $n$ th effect size and  $\mathbf{e}$  is a 1 by  $N_{study}$  vector of  
 311  $e_j$  which is normally distributed around zero with within-study variance  $\sigma_e^2$ ,  $u_{j[n]}$  denotes the study-specific  
 312 effect for the  $n$ th study ( $n=1, \dots, N_{study}$ ) applied to the  $n$ th effect size ( $i=1, \dots, N_{effect-size}$ ),  $s_k$  as the  
 313 species-specific effect, which is not part of the phylogenetic effect with  $\mathbf{s}$  as 1 by  $N_{species}$  vector of  $s_k$   
 314 which is normally distributed around zero with species specific variance  $\sigma_s^2$ , plus  $a_k$  as the phylogenetic  
 315 effect for the  $k$ th species, with  $\mathbf{A}$  as a  $N_{species}$  by  $N_{species}$  correlation matrix of the distances between  
 316 species:

$$\begin{aligned}
317 \quad & \text{ObservedFisherZr}_n = \mu + \alpha_{k[n]} + s_{k[n]} + u_{j[n]} + e_n + m_n \\
318 \quad & m \sim N(0, M) \\
319 \quad & u \sim N(0, \sigma_u^2 I) \\
320 \quad & e \sim N(0, \sigma_e^2 I) \\
321 \quad & s \sim N(0, \sigma_s^2 I) \\
322 \quad & a \sim N(0, \sigma_s^2 A)
\end{aligned}$$

323

324 Second, we estimated relationships with Bayesian approaches as implemented in the package rethinking  
325 using the function “ulam” (McElreath (2020)) to fit with Markov chain Monte Carlo estimation in stan (Stan  
326 Development Team (2020)). For the Bayesian models, we fit multilevel models that include the sampling  
327 variance as measurement error (Kurz (2019)) and the shared phylogenetic history as a covariance matrix.  
328 Weakly regularizing priors were used for all parameters. We drew 8000 samples from four chains, checking  
329 that for each the Gelman–Rubin convergence diagnostic ‘R-hat’ values are less than 1.01 indicating that  
330 the Markov chains have converged towards the final estimates. Visual inspection of trace plots and rank  
331 histograms were performed to ensure that they indicated no evidence of divergent transitions or biased  
332 posterior exploration. Posteriors from the model were used to generate estimates of the overall effect size  
333 and the influence of potential moderators. We detail model construction in the following: we first assess  
334 whether species and population identity create dependencies amongst the measured effect sizes. If so, we  
335 include these factors through covariance matrices reflecting the dependence across measurements. The  
336 models take the following form: we assume that each transformed effect size ‘Observed Fisher Zr’ we  
337 extracted from the articles (individual effect sizes indexed by ‘n’) is a reflection of the ‘True Fisher Zr’ effect  
338 size of that population that was measured with some error, with the extent of the error related to the observed  
339 ‘Variance’ of each effect size; the ‘True Fisher Zr’ effect sizes come from an overall distribution, the mean  
340 ‘ $\mu$ ’ of which depends on an intercept ‘ $\alpha$ ’ and the influence of the respective predictor variables modulated  
341 by a modifier ‘ $\beta$ ’, with the prior for  $\alpha$  and  $\beta$  centered around zero assuming effect sizes can be both positive  
342 and zero and that the predictor variable might have no effect; similarity in the variance  $\sigma^2$  between the ‘True  
343 Fisher Zr’ as arranged in a pairwise matrix K between species ‘i’ and ‘j’ that transforms the extent of the  
344 shared phylogenetic history D among species pairs ‘i’ and ‘j’, assumed to follow a Gaussian process with  
345 a multinormal prior with the parameters  $\eta^2$  (covariance among closely related species) and  $\rho^2$  (decline in  
346 covariance as phylogenetic distance increases), whose priors are constrained between 0 and 1:

$$\begin{aligned}
347 \quad & \text{ObservedFisherZr}_n \sim \text{Normal}(\text{TrueFisherZr}_n, \text{Variance}_n) \\
348 \quad & \text{TrueFisherZr}_n \sim \text{MVNormal}(\mu, \sigma^2) \\
349 \quad & \mu = \alpha + \beta_{\text{explanatory}[i]} \\
350 \quad & \alpha \sim \text{Normal}(0, 1) \\
351 \quad & \beta_{\text{explanatory}[i]} \sim \text{Normal}(0, 0.5) \\
352 \quad & \sigma^2 \sim \text{MVNormal}(0, K(i, j)) \\
353 \quad & K(i, j) = \eta^2 \exp(-\rho^2 D_{i,j}) \\
354 \quad & \eta^2 \sim \text{Exponential}(1) \\
355 \quad & \rho^2 \sim \text{Exponential}(1)
\end{aligned}$$

356

357 We determined whether a variable had a relationship with the variation in the effect of dominance rank  
358 on reproductive success when the interval (for metafor the 95% confidence interval of the estimate; for  
359 rethinking the 89% compatibility estimate of the posterior sample) of the estimated association did not cross  
360 zero (continuous variable) or the contrast between levels did not cross zero (categorical variable), indicating  
361 that our data show a consistent positive/negative association. We provide all code showing the setup of the  
362 various models and the plots, the input files containing the data and phylogeny (see the “Data and Code  
363 Availability” section for the archived versions or the linked github repository. In addition, the github repository  
364 also contains a simulated dataset with the same structure as the actual data, which we used to assess the  
365 fit of our models in the preregistration.

366

## 367 Preregistration

368

369 We preregistered hypotheses, methods, and analysis plans: [https://dieterlukas.github.io/Preregistration\\_M](https://dieterlukas.github.io/Preregistration_MetaAnalysis_RankSuccess.html)  
370 [etaAnalysis\\_RankSuccess.html](https://dieterlukas.github.io/Preregistration_MetaAnalysis_RankSuccess.html)

371 The literature search was completed before the first submission of the preregistration. All variables that  
372 were coded directly from the source publications (Z transformed effect size, variance, sample size, species  
373 identity, aspect of reproductive success, classification of rank, duration of study, population type, and social  
374 group size) were also entered prior to the first submission. In July 2019, S worked with a preliminary subset  
375 of the data (143 effect sizes), and investigated publication bias, the overall mean and variance in effect  
376 sizes, and whether effect sizes differed according to which reproductive output was measured. We added  
377 the data on the following explanatory variables and started analyses in July 2020 after the preregistration  
378 passed pre-study peer review at *Peer Community In Ecology*: Paquet (2020) Peer Community in Ecology,  
379 100056. [10.24072/pci.ecology.100056] (<https://doi.org/10.24072/pci.ecology.100056>)

- 380 • litter size, litters per year, and population density for the respective species
- 381 • cooperative vs plural vs associate breeding from the descriptions in the respective population from the  
382 articles from which we obtained the effect sizes
- 383 • dominance system from additional references on the species
- 384 • philopatry of the respective species
- 385 • diet category of the respective species
- 386 • environmental harshness across the range of the respective species
- 387 • coalition formation in the respective species
- 388 • sexual dimorphism in body weight
- 389 • male infanticide
- 390 • sex ratio among adult group members
- 391 • average relatedness from the articles from which we obtained the effect sizes or additional references  
392 matching the exact population
- 393 • we did not collect data on variance in relatedness because it was not possible to extract this information  
394 from most studies reporting relatedness levels

## Changes from preregistration

**Additional variables:** We added data on the maximum lifespan of species to address Prediction 4.2. We realized that whether a study should be considered short- or long-term depends on the lifespan of the focal species. We used the information on the number of years a study had been conducted together with the maximum lifespan data to calculate the relative duration of a study as the number of years the study had lasted divided by the maximum lifespan of the species.

We added data on the dominance style of macaque species after noting that these species constitute a large proportion of our sample. Across macaque species, dominance interactions among females in a group have been assigned into one of four grades, ranging from egalitarian species in Grade 1 to highly despotic species in Grade 4 (Thierry (2007)). We were interested to assess the effect of dominance style on the benefits of dominance. We extracted the data on the dominance style for the species in our sample from Balasubramaniam et al. (2012)

We changed how we calculated sexual dimorphism in body weight. We had previously taken the ratio of male weight divided by female weight. A collaborator on a different project, in which we also use sexual dimorphism in body weight as a variable, alerted us to the article by Smith (1999) which shows that this simple ratio is biased because its distribution across species is non-linear resulting in asymmetries when females are the larger sex (as example, assume a species where individuals of one sex are 10kg and individuals of the other sex are 8kg; if males are the larger sex the simple ratio would indicate that the larger sex is 25% larger [ $10/8=1.25$ ]; however, if females were the larger sex it would indicate that the larger sex is only 20% larger [ $8/10=0.80$ ]). We therefore switched to formula provided in this article, calculating sexual dimorphism as the average weight of males divided by average weight of females if males are heavier than females and as two minus the average weight of females divided by the average weight of males otherwise.

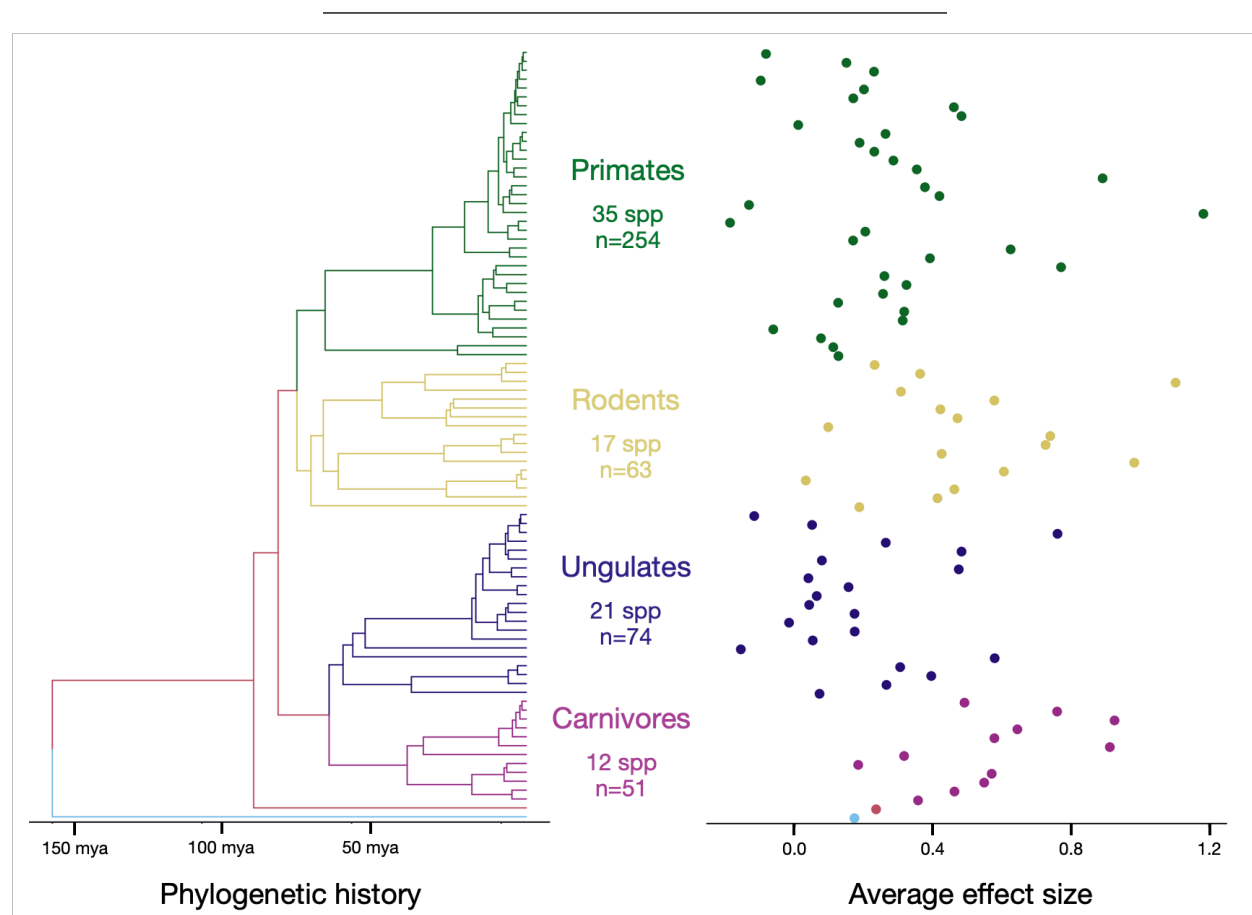
**Outlier check:** Before running the analyses, we made a funnel plot of the standard error over the effect size, where we noticed three outlier data points. We realized that for these three entries (EffectRefs 425, 427, and 428) we had used the wrong formula to calculate the effect size and variance. All of these are studies of multiple groups of *Callithrix jacchus*, each with a small number of females. For these three studies, we had erroneously used the 2-by-2 frequency tables to calculate the standardized mean difference, not the correlation coefficient. We corrected the values for these three entries before performing any of the analyses.

**Sampling bias:** The funnel plot of the complete dataset showed a strong asymmetry, indicating that our sample is biased towards including many studies with low precision and high positive effect sizes. To better illustrate this sample bias, we used a different way to plot the data (Nakagawa, Lagisz, O’Dea, et al. (2021)) that was suggested after we had written our preregistration. We also added further analyses, based on functions in the packages ‘metafor’ (following Nakagawa, Lagisz, Jennions, et al. (2021)) and ‘rethinking’ (following McElreath (2020)), to determine the potential causes of the bias in our sample and the influence on what effects should be expected in new samples.

**Multivariate analyses:** We constructed the multivariate analyses after completing the univariate analyses. Specifically, one set of analyses investigates the potential difference between cooperative breeders and plural/associated breeders, and others more specific links between likely linked variables.

## Results

We extracted 444 effect sizes of the relationship between dominance rank and reproductive success of female mammals from 187 studies on 86 species during our literature search (Figure 1). More than half of the effect sizes are from primate species (253 effect sizes), with macaques (109) and baboons (76) a particular focus for this research. About two thirds (283) of the reports are from wild populations; rank was predominantly determined on the basis of aggressive interactions (407) rather than on other measures such as age or size (37); and it was about equally frequent that researchers classified rank categorically as dominant versus subordinate (251) than continuously from highest to lowest (193). Most of the reported effects link dominance rank to infant production (198) followed by infant survival (113), with fewer effects reported on interbirth intervals (46), lifetime reproductive success (34), survival (30), or age at first reproduction (23).



**Figure 1.** Phylogenetic distribution of the effect sizes in our dataset. Most effect sizes came from studies of primates (green: 254 effect sizes from 35 different species), followed by ungulates (blue: 74 effect sizes from 21 different species), rodents (yellow: 63 effect sizes from 17 species), and carnivores (purple: 51 effect sizes from 12 species), plus a single effect size each from hyraxes (red) and marsupials (aqua). Effect sizes (averaged when multiple values exist for a given species) vary even among closely related species, though there are slight differences among Orders (e.g. carnivores generally have high effect sizes, for more details see below).

453

454

**1) Does high rank generally lead to higher reproductive success for females in social mammals?***Prediction 1.1: Publication bias does not influence our sample of effect sizes.*

We did not predict a publication bias, and accordingly no relationship between effect sizes and sample size. A publication bias would be indicated if our sample does not contain many studies showing small effect sizes with small sample sizes. Most studies set out to test if high dominance might lead to both benefits and costs and therefore are likely to report also small effect sizes, and previous meta-analyses did not detect signals of publication bias (e.g. Majolo et al. (2012)).

462

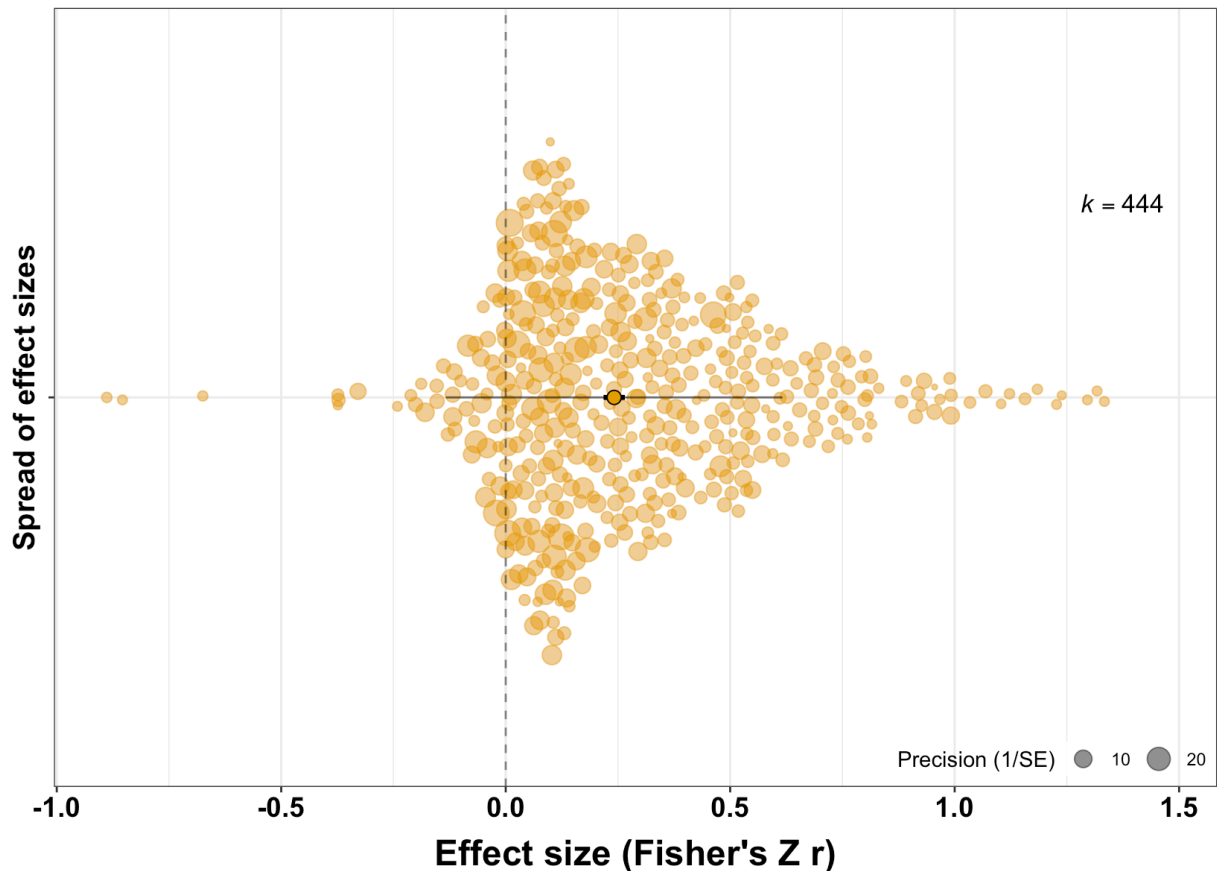
**Result 1.1: Our sample shows several biases**

A visual inspection of an orchard plot of the raw data of the range of effect sizes indicates a sample bias, showing that extreme effect sizes tend to be of low precision and that there is an overrepresentation of positive effect sizes (Figure 2).

467

There are potentially (at least) three sources of sample bias, the first being 'publication bias' with studies with low effect sizes (not reaching traditional levels of significance) not ending-up in the published literature, the second being 'study system bias' with research focusing on populations where it is easy to detect effects (e.g. cooperative breeders), and the third being 'study time bias' with studies performed over shorter time frames generally being more imprecise. We added further post-hoc analyses to investigate these patterns individually here, and in combined models after identifying which study systems might show different effect sizes (section R5.1).

475



476

**Figure 2.** Orchard plot displaying the spread of the 444 effect sizes in our sample (each dot represents a single effect size, the size of the dot indicates the precision). Overall, most studies report a positive association between dominance rank and reproductive success (darker circle in the center indicates the mean, thick black edge right next to circle indicates precision interval, thin black lines extending from darker circle the confidence interval of the estimate). Our sample does show bias, with effect sizes not distributed symmetrically around the center but showing an overrepresentation of highly positive values.

483

484

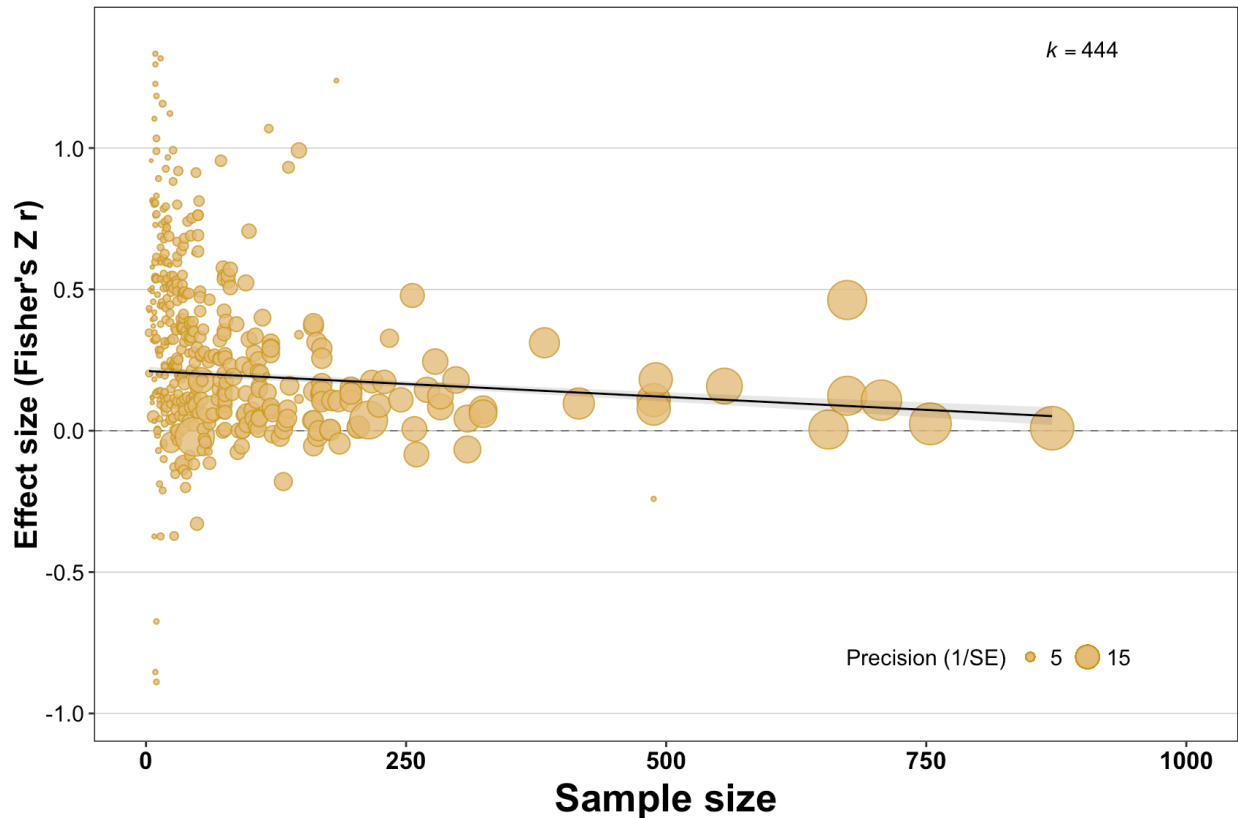
We applied tests for 'publication bias' that expect a standard distribution of p-values (Preston, Ashby, and Smyth (2004)) to our data, which suggest that effect sizes with a p-value smaller than 0.05 are about four times more likely to be reported than effect sizes with a p-value larger than 0.50.

Studies with smaller sample sizes have a higher risk to report inflated effect sizes due to a higher likelihood of Type I and Type II errors. In our dataset, the average effect sizes at smaller sample sizes are more extreme than those at larger sample sizes (effect sizes range from -0.89 to +1.33 for studies with a sample size of 20 or smaller, while for studies with sample sizes larger than 20 they range from -0.37 to +1.24). However, it is not just that the spread of values is larger for studies with smaller sample sizes, but the positive bias in effect sizes we observe decreases with the sample size of studies (metafor estimate 95% confidence

494 interval lower -0.03 to upper -0.02, rethinking estimate 89% compatibility estimate of posterior sample lower  
495 -0.09 to upper -0.04) (Figure 3). This supports a 'publication bias', where studies with small sample sizes  
496 that did not show a positive effect are missing from the literature. However, the estimate of the intercept  
497 and slope of this model linking effect size to sample size shows that, across the range of sample sizes, the  
498 estimate of the overall effect size does not go below zero (see line in Figure 3). This indicates that females  
499 with higher rank have higher reproductive success across the range of sample sizes.

500

501



502

503 **Figure 3.** Relationship between the effect size of dominance rank on female reproductive success and  
504 the sample size of the study. Studies with smaller sample sizes show more extreme effect sizes, and also  
505 indications of potential publication bias as there are more extremely positive values than what would be  
506 expected based on the average effect sizes of studies with larger sample sizes.

507

508

509 The base analyses also indicate that at least part of the sample bias might result from 'study system bias',  
510 because they reveal substantially more differences (high heterogeneity) among studies than what would  
511 be expected by chance if all studies reflected a single underlying effect (total heterogeneity / total variability:  
512 73.37%). Given the diversity of studies in our sample, we did not expect that the effect sizes represent a  
513 sample from a single distribution: for example, studies of offspring mortality tend to have larger sample sizes

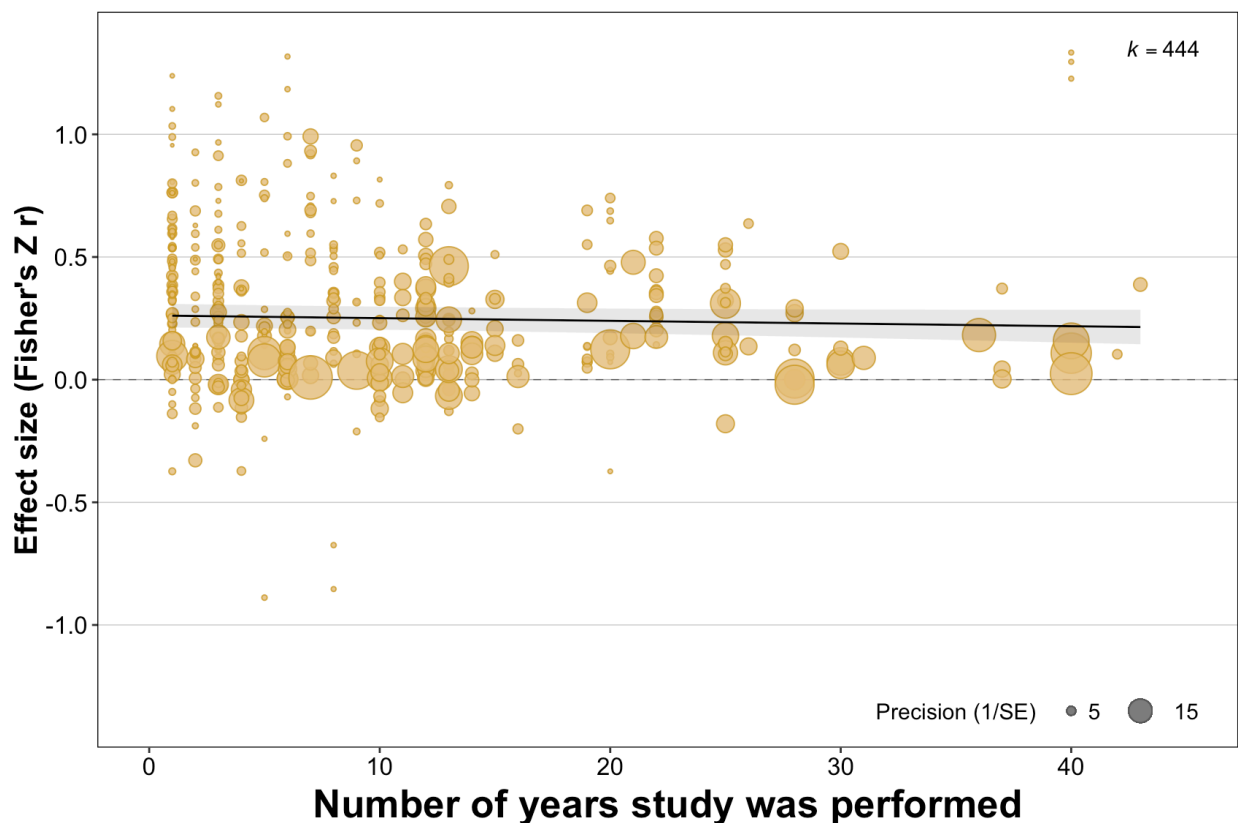


514 (because each mother can have multiple offspring) and we predict different effect sizes for these studies.  
 515 Sections R2 - R4 present the specific analyses for each prediction to assess each of the factors potentially  
 516 leading to differences between effect size estimates, and we combine them in section R5.1.

517

518 Finally, including the study duration (in years) as a predictor of the effect sizes also indicates that our sample  
 519 shows 'study time bias'. Effect sizes are lower when studies have been conducted for longer (metafor  
 520 estimate 95% confidence interval lower -0.01 to upper 0.00, rethinking estimate 89% compatibility estimate  
 521 of posterior sample lower -0.05 to upper 0.00), but in particular the variance is reduced once a study has  
 522 been running for 10 or more years (Figure 4).

523



524

525 **Figure 4.** Relationship between the measured size of the effect of dominance rank on female reproductive  
 526 success and study duration. Studies that have been conducted for 10 or more years tend to have higher  
 527 precision (larger circle) and tend to be closer to the overall mean.

528

529

530 *Prediction 1.2: Overall, high dominance rank will be associated with higher reproductive success.*

531 We predicted that, taking into account the power of the different studies, the combined effect of high rank on  
 532 reproductive success will be positive. Previous studies that summarized existing evidence (e.g. Majolo et

533 al. (2012), Pusey (2012)) found that high ranking females generally have higher reproductive success than  
534 low ranking females.

535

536

### 537 **Result 1.2: Positive overall effect of higher rank on reproductive success**

538 We constructed an intercept-only meta-analytic base model to test for a general effect of dominance rank on  
539 reproductive success. Across our sample, there is consistent evidence that females with higher dominance  
540 rank have higher reproductive success (metafor estimate of overall effect size lower +0.22 to upper +0.27,  
541 rethinking estimate lower +0.26 to upper +0.30; the metafor estimate here and in the additional models is  
542 lower than the rethinking estimate because the statistical approach of the former expects the data to be  
543 more symmetrical than they are (see Figure 2 for the bias) while the rethinking approach pools information  
544 from the available heterogeneous data, such that the metafor estimate is closer to the median of the raw  
545 data of 0.23 and the rethinking estimate closer to the mean of 0.29). This overall effect means, for example,  
546 that in groups with two individuals dominants would have 0-6 offspring while subordinates would have 0-4  
547 offspring (see Discussion). Yet there is large variation in our sample, with effect sizes ranging from -0.89 to  
548 +1.33 (Figure 2).

549

550 *Prediction 1.3: Effect sizes from the same population and the same species will be similar.*

551 We predicted that studies that have been conducted on the same species, and in particular at the same site,  
552 will report similar effects of dominance rank on reproductive success. For some long-term studies, multiple  
553 studies have been performed using slightly different methods and/or data from different years which might  
554 include the same set of individuals leading to very similar effect size estimates. For studies of the same  
555 species from different sites, we expected similarities because many aspects of the life-history and social  
556 system that will shape the relationship between rank and reproductive success will be conserved.

557

### 558 **Result 1.3: Similarity of effect sizes from the same study and from the same species**

559 To the base model, we added random effects to account for non-independence due to effect sizes originating  
560 from within the same study, from studies performed on the same population and on the same species. The  
561 estimate of the overall effect size did not change in this model accounting for non-independence (metafor  
562 estimate of overall effect size when accounting for non-independence lower +0.22 to upper +0.31, rethinking  
563 estimate lower +0.26 to upper +0.35) from the overall effect estimated in the base model. Effect sizes from  
564 the same species and the same study, but not from the same population, tend to be similar to each other.  
565 The absence of a population effect could be because the 'study' and 'population' effects are likely to be  
566 confounded, as there are very few observations of the same population but from different studies in our  
567 dataset. Alternatively, it could be that effects do not vary much across populations of the same species,  
568 which is also indicated by the absence of differences between wild and captive populations (see below), with  
569 differences among studies of the same species mostly due to differences in the choice of measurement.

570

571 *Prediction 1.4: Closely related species will show similar effects of dominance rank on reproductive success.*

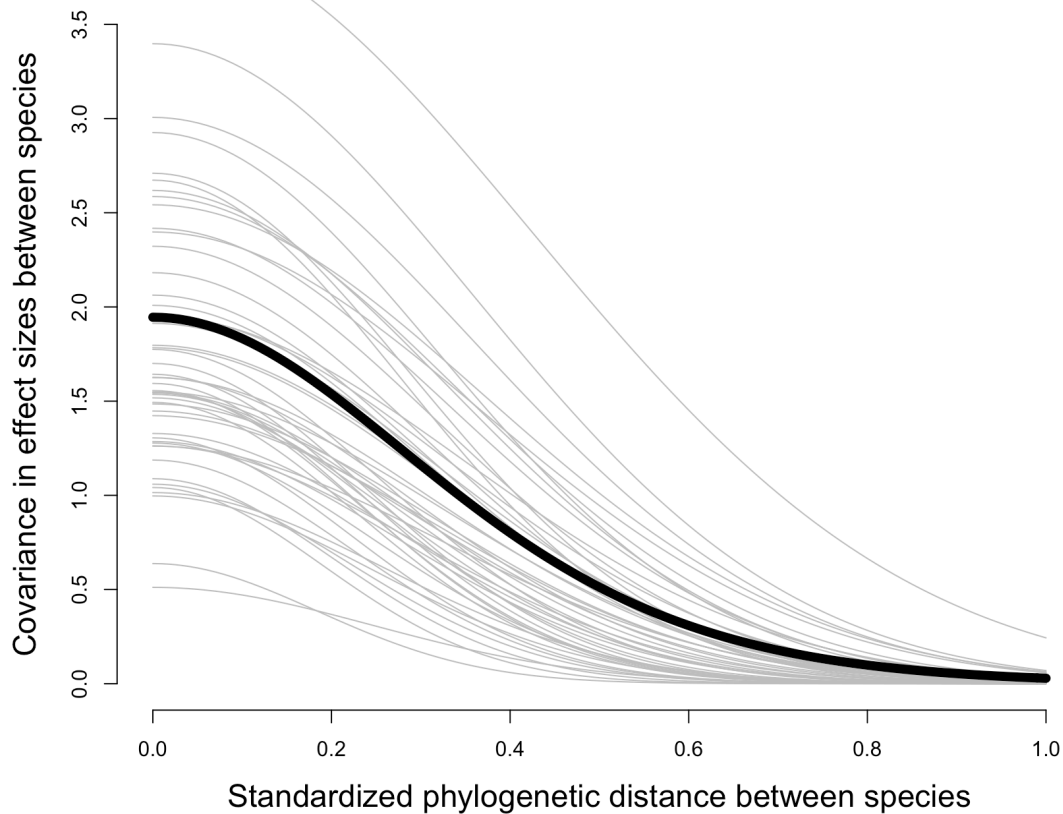
572 We predicted that effect sizes of the relationship between dominance rank and reproductive success will be  
573 more similar among closely related species (Chamberlain et al. (2012)) because methodological approaches  
574 can be specific to specific Orders (e.g. ungulates are studied differently than primates) and because closely  
575 related species share life history, social and ecological traits that might shape the influence of rank on  
576 reproductive success.

577

578 **Result 1.4: Effect sizes from species in the same Order are similar**

579 To the random effects model, we added a covariance structure to reflect potential similarities in effect sizes  
580 arising from closely related species showing similar effects due to their shared phylogenetic history. Both  
581 statistical approaches indicate that closely related species tend to have effect sizes that are more similar  
582 than those of distantly related species. The metafor approach suggests that about 20% of the variation in  
583 effect sizes is associated with covariation among species. The rethinking approach shows high uncertainty  
584 in the estimates (Figure 5), reflecting the high heterogeneity in the underlying data with high variation within  
585 species and different measures taken among closely related species. It suggests that species of the same  
586 genus tend to have similar effect sizes and that shared phylogenetic history might also explain similarities in  
587 effect sizes among species in the same Order, but covariance estimates are close to zero for species pairs  
588 that are more distantly related (Figure 5; the highest standardized distance between any pair of species in  
589 the same Order is 0.40).

590



591

592 **Figure 5.** Relationship between the phylogenetic distance between pairs of species and the similarity  
 593 of their effect sizes (solid black line represents mean estimate of rethinking model, grey lines represent  
 594 variation in the estimate). Species that are closely related and share most of their phylogenetic history  
 595 (standardized phylogenetic distance close to zero) show intermediate levels of covariance in their effect  
 596 sizes of dominance rank on female reproductive success. The covariance drops to low values at a  
 597 standardized phylogenetic distance of around 0.4, the level separating species that are part of the same  
 598 Order.

599

600

601 *Prediction 1.5: Effect sizes depend on the approach used (wild vs captive populations / agonistic interactions*  
 602 *vs physical signs of rank / linear rank vs classes).*

603 We expected that some of the variation in effect size across studies arises from methodological differences:

- 604 (i) we predicted lower effect sizes for studies of captive populations compared to wild populations: while  
 605 the absence of stochastic events in captivity might mean that dominance is more consistently associ-  
 606 ated with certain benefits, the effects of high dominance rank on reproductive success will be reduced  
 607 because of lower competition over resources;

- 608 (ii) we predicted lower effect sizes for studies where rank was measured based on agonistic interactions  
609 rather than on size or age because size and age are frequently directly associated with differences  
610 in female reproduction and clear differences between dominants and subordinates may indicate the  
611 existence of castes that tend to be associated with strong reproductive monopolization (Lukas and  
612 Clutton-Brock (2018)); and
- 613 (iii) we predicted different effect sizes for studies classifying individuals into two or three rank categories  
614 compared to linear ranking depending on the social system. In cases where there is usually a single  
615 dominant female (singular cooperative breeders, such as meerkats), using a linear regression between  
616 each individuals' rank and its reproductive success will likely estimate a lower effect size because such  
617 an approach assumes differences in rank or reproductive success among the subordinates when there  
618 are none. In contrast, grouping individuals into categories to compare dominants to subordinates will  
619 capture actual differences more accurately. In cases where several females breed (plural breeders,  
620 such as hyenas) and are ordered in a linear hierarchy, a linear regression will exploit the full information  
621 available on individual differences in rank and reproductive success, whereas grouping individuals will  
622 lead to a loss of resolution, at a risk of underestimating the differences between highest and lowest  
623 ranking individuals. We performed simulations to determine the extent to which this choice of approach  
624 skews the effect sizes and found that it can lead to differences of more than 35% between the true  
625 and the estimated effect sizes. For illustration, we include this simulation in our code.

626

627 **Result 1.5: Effect sizes are higher when studies used physical signs to classify individuals into cat-**  
628 **egorical rank categories, but do not depend on whether they were measured in captive or in wild**  
629 **populations**

630 To the base model, we added random effects reflecting the differences in approaches across studies (dom-  
631 inance ranks classified continuous/categorical; dominance determined through agonism/correlate; popula-  
632 tion type wild/provisioned/captive).

- 633 (i) Effect sizes did not clearly differ depending on whether studies were conducted with captive (metafor  
634 estimate lower +0.24 to upper +0.30, rethinking estimate lower +0.27 to upper +0.37; n=138 effect  
635 sizes), provisioned (metafor estimate lower +0.21 to upper +0.33, rethinking estimate lower +0.14 to  
636 upper +0.41; n=23 effect sizes), or wild (metafor estimate lower +0.22 to upper +0.34; n=283 effect  
637 sizes) individuals, and this does not change when we nest the population type within species (indicating  
638 that effect sizes do not differ between captive, provisioned, and wild populations of the same species).
- 639 (ii) Studies which determined the rank of females based on agonistic interactions have lower effect sizes  
640 (metafor estimate lower +0.22 to upper +0.26, rethinking estimate lower +0.24 to upper +0.32; n=407  
641 effect sizes) than studies which used other correlates (body size, age, etc.) to assign dominance ranks  
642 (metafor estimate lower +0.43 to upper +0.55, rethinking estimate lower +0.41 to upper +0.63; n=37  
643 effect sizes). These 37 effect sizes where rank was assigned based on correlates are from cooperative  
644 breeders and/or studies in which groups consisted of mothers and their daughters.
- 645 (iii) Studies which measured dominance rank categorically by classifying individuals as either dominants  
646 or subordinates report higher effect sizes (metafor estimate lower +0.29 to upper +0.35, rethinking es-  
647 timate lower +0.31 to upper +0.41; n=251 effect sizes) than studies assigning individuals continuous

648 ranks (metafor estimate lower +0.16 to upper +0.22, rethinking estimate lower +0.17 to upper +0.28;  
649 n=193 effect sizes). In essentially all studies of cooperative breeders (31 of 32 effect sizes), compar-  
650 isons were between the single dominant female and a class of the remaining subordinate females,  
651 which may contribute to higher effect sizes for studies using categorical measures of rank (see section  
652 R5.2.1).

## 654 **2) What are the life history traits that mediate the benefits of rank on reproductive success?**

655 *Prediction 2.1: High dominance rank will benefit females more than their offspring.*

656 We predicted that high rank is more likely to be associated with higher reproductive success in studies that  
657 measured female age at first reproduction, number of offspring born per year or across a lifetime, or female  
658 survival rather than the survival of their offspring. While in cooperatively breeding species reproductive sup-  
659 pression might impact offspring survival, in plural breeders offspring survival is more likely to be influenced  
660 by factors that are outside of the control of females, such as infanticide by new males (Cheney et al. (2004)).

### 661 **Result 2.1: Dominance rank has weakest effects on offspring survival and highest effects on lifetime** 662 **reproductive success**

664 To the base model, we added a predictor variable reflecting the six classes of measures of reproductive  
665 success.

666 Dominance rank appears to have the highest effect on age at first conception (metafor estimate lower +0.32  
667 to upper +0.43, rethinking estimate lower +0.33 to upper +0.52; n=23 effect sizes), followed by life time  
668 reproductive success (metafor estimate lower +0.27 to upper +0.40, rethinking estimate lower +0.31 to  
669 upper +0.47; n=34 effect sizes), interbirth interval (metafor estimate lower +0.25 to upper +0.37, rethinking  
670 estimate lower +0.28 to upper +0.37; n=46 effect sizes), infant production (metafor estimate lower +0.21 to  
671 upper +0.33, rethinking estimate lower +0.23 to upper +0.38; n=198 effect sizes), adult survival (metafor  
672 estimate lower +0.18 to upper +0.31, rethinking estimate lower +0.18 to upper +0.34; n=30 effect sizes),  
673 and the lowest effect on infant survival (metafor estimate lower +0.14 to upper +0.25, rethinking estimate  
674 lower +0.15 to upper +0.26; n=113 effect sizes). Effects of dominance rank on survival are lower than on  
675 other measures of female fitness (contrasts between infant survival and age at first conception/life time  
676 reproductive success/interbirth interval/infant production do not cross zero; contrasts between adult survival  
677 and age at first conception/life time reproductive success/interbirth interval do not cross zero). Effect sizes  
678 for life time reproductive success are slightly higher (but contrasts overlap zero) than for its components  
679 (adult survival, interbirth interval, infant production). However, there does not appear to be a straightforward  
680 additive (or multiplicative) combination of these individual effects (Figure 6).

Fig A) Cooperative breeders

Adult survival

Infant survival

Infant production

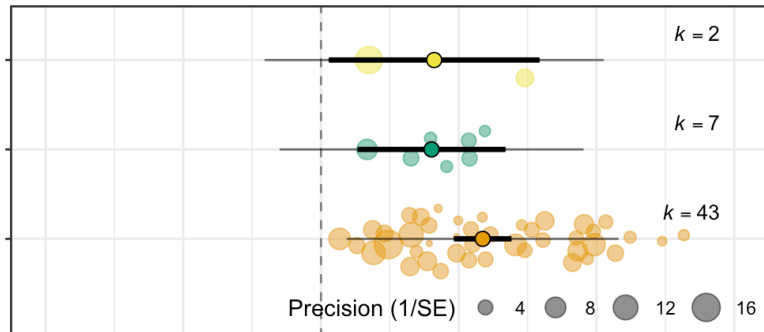


Fig B) Plural breeders

Adult survival

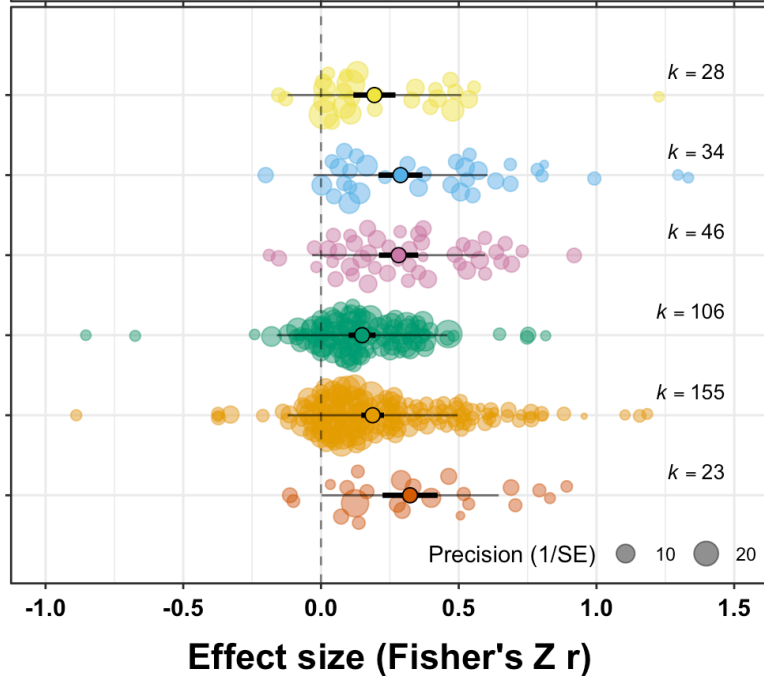
Lifetime success

Inter-birth interval

Infant survival

Infant production

Age at first conception



682

683 **Figure 6.** Raw effect sizes of dominance rank on reproductive success are generally higher for cooperative  
 684 breeders (a) than for plural breeders (b), and differ according to the measure of reproductive success. In  
 685 general, dominance appears to have stronger effects on reproductive output (lifetime reproductive success,  
 686 age at first conception, infant production, inter-birth intervals) than on survival (both of the adult females  
 687 themselves and of their infants). The differences between measures of reproductive success change  
 688 slightly when accounting for similarity among observations from the same and related species, but the  
 689 ordering remains the same. As in previous figures, each dot represents a single effect size, with the size of  
 690 the dot indicating the precision (legend bottom right). For each measure of reproductive success, the darker  
 691 circle in the middle represents the estimated mean effect, with the bold lines representing the confidence  
 692 interval of the mean effect and the thinner lines the prediction estimate of the model.

693

694 *Prediction 2.2: Dominance will have stronger effects on immediate reproductive success in species in which*  
695 *females produce many offspring over a short time period.*

696 One key mechanism that has been proposed is that females with high dominance rank have priority of  
697 access to resources during periods when these resources are limited, which in turn can increase their repro-  
698 ductive success. Accordingly, we predicted stronger effects of rank on measures of immediate reproductive  
699 success in species in which females have higher energetic investment into reproduction, with larger litter  
700 sizes and shorter interbirth intervals (Lukas and Huchard (2019)), as there is a higher potential for variation  
701 in reproductive success (P. Stockley (2003)). In contrast, in long-lived species in which females produce  
702 only single offspring at long intervals, high-ranking females are expected to have less opportunity to trans-  
703 late short-term resource access into immediate reproductive success but might store energy to potentially  
704 increase their own survival or lifetime reproductive success (Lemaître, Ronget, and Gaillard (2020)).

### 705 **Results 2.2: Stronger effects in species with larger litter sizes and more litters per year**

706 Effects of dominance on reproductive success are higher in species with larger litter sizes (metafor estimate  
707 of litter size lower +0.03 to upper +0.05, rethinking estimate lower +0.05 to upper +0.09; n=444 effect sizes)  
708 and with more litters per year (metafor estimate of litters per year lower +0.04 to upper +0.08, rethinking  
709 estimate lower +0.06 to upper +0.11; n=444 effect sizes). Effect sizes in species where females produce  
710 single offspring are on average 0.25 while effect sizes in species where females produce litters are on  
711 average 0.34, and effect sizes in species where females produce one or fewer litters per year are on average  
712 0.25 while effect sizes in species where females produce multiple litters each year are on average 0.45.  
713 The association of the effect sizes with the number of litters per year remained when accounting for the  
714 phylogenetic relatedness among species, but the association with litter size did not, suggesting that it might  
715 be influenced by other characteristics that differ among species with variable litter sizes.

716

### 717 **3) What are the ecological conditions that mediate the benefits of rank on reproductive success?**

718 *Prediction 3.1: Positive effects of high dominance rank on reproductive success will be stronger in popula-*  
719 *tions in which females feed on resources that are more monopolizable.*

720 We predicted that high rank will have stronger effects on reproductive success in fruit- and meat-eaters  
721 compared to herbivores or omnivores. One of the main expected benefits of high rank is priority of access  
722 to resources, which should be more relevant in populations in which resources can be monopolized (Fedigan  
723 (1983)).

724

### 725 **Result 3.1: Effects of dominance rank on reproductive are independent of diet**

726 Effect sizes are larger in carnivores (0.35; n=72 effect sizes) than in omnivores (0.28; n=227 effect sizes),  
727 herbivores (0.25; n=117 effect sizes), or frugivores (0.21; n=28 effect sizes) (estimated difference carnivores  
728 versus omnivores rethinking lower -0.14 to upper -0.01, difference carnivores versus herbivores rethinking  
729 lower -0.16 to upper -0.03, difference carnivores versus frugivores rethinking lower -0.24 to upper -0.02;  
730 estimates for all other comparisons cross 0). Carnivores are no longer estimated to have different effect  
731 sizes when the phylogenetic relatedness among species is taken into account, potentially due to the higher



732 prevalence of cooperative breeding in carnivores.

733

734 *Prediction 3.2: Effects of dominance rank on reproductive success will be more pronounced in populations*  
735 *living in harsher environments.*

736 We predicted that the effect of rank on reproductive success will be stronger in populations in which re-  
737 sources are limited because they live in harsh and unpredictable environments. Previous studies have  
738 shown that cooperatively breeding species are more likely to occur in such environments (Lukas and Clutton-  
739 Brock (2017)), but we also expect stronger effects among plural breeding populations living in harsh envi-  
740 ronments.

741

#### 742 **Result 3.2: Effect sizes are not higher in harsher environments**

743 We found no evidence for an association between environmental harshness and the effect of dominance  
744 rank on reproductive success (metafor estimate lower -0.3 to upper +0.4, rethinking estimate lower -0.6 to  
745 upper +0.1; no change when accounting for shared phylogenetic history; n=259 effect sizes).

746

747 *Prediction 3.3: Effects of dominance rank on reproductive success will be more pronounced in populations*  
748 *with high densities of individuals.*

749 We predicted that the effect of rank on reproductive success will be stronger in populations in which more  
750 individuals share a limited amount of space. At higher population densities, social groupings and interactions  
751 are more likely and competition over resources is expected to be stronger.

752

#### 753 **Results 3.3: Higher population density is associated with stronger effects of dominance rank on** 754 **reproductive success**

755 Effect sizes are higher in populations with higher densities of individuals (metafor lower +0.04 to upper +0.08,  
756 rethinking lower +0.05 to upper +0.10; n=346 effect sizes), even when including phylogenetic relatedness.

757

#### 758 **4) What are the social circumstances that mediate the benefits of rank?**

759 *Prediction 4.1: Benefits of rank will be most pronounced in cooperatively breeding species.*

760 We predicted that rank effects on reproduction will be higher in cooperative breeders, where the dominant  
761 female is often the only breeding female because she suppresses the reproduction of subordinate females  
762 (Digby, Ferrari, and Saltzman (2006)), compared to plural breeders, where aggressive behaviour is more  
763 targeted and limited to access over specific resources.

764

#### 765 **Result 4.1: Cooperative breeders have larger effect sizes than plural breeders**

766 Effect sizes of cooperative breeders (average 0.58; n=52 effect sizes) are higher than those observed in plu-  
767 ral (average 0.25; n=324 effect sizes) or associated breeders (average 0.23; n=68 effect sizes) (estimates

768 for difference cooperative breeder vs plural breeder metafor lower -0.40 to upper -0.30, rethinking lower  
769 -0.41 to upper -0.27; cooperative breeder vs associated breeder metafor lower -0.47 to upper -0.35, rethinking  
770 lower -0.45 to upper -0.26; plural breeder vs associated breeder metafor lower -0.07 to upper +0.05,  
771 rethinking lower -0.07 to upper +0.05). Cooperative breeders are still estimated to have higher effect sizes  
772 than species with other breeding systems when accounting for phylogenetic relatedness, but the differences  
773 are slightly reduced (Figure 6).

774

775 *Prediction 4.2: For plural-breeders, the time-scales at which the reproductive benefits of dominance accrue*  
776 *depend on how individuals achieve high rank.*

777 We predicted that in populations of plural breeders in which groups contain multiple breeding females,  
778 the way in which these females compete over dominance will influence the potential benefits of high  
779 rank. In populations in which female rank depends primarily on age, high ranking females will have higher  
780 reproductive success for short periods of time because changes in rank are expected to occur regularly,  
781 and because high rank may only be reached towards the end of their reproductive life (Thouless and  
782 Guinness (1986)). In societies in which female rank depends primarily on size or condition, rank effects on  
783 reproductive success are expected to be expressed on intermediate time frames, as individuals may not  
784 be able to maintain a larger relative size or condition over lifetime but they are expected to acquire rank  
785 relatively early in their reproductive life (Giles et al. (2015), Huchard et al. (2016)). In societies in which  
786 female rank primarily depends on nepotism, and ranks are often inherited and stable across a female's  
787 lifetime, we predicted that effects of rank on reproductive success will be strongest when measured over  
788 long periods because small benefits might add up to substantial differences among females (Frank (1986))  
789 whereas stochastic events might reduce differences between females on shorter time scales (Cheney et al.  
790 (2004)).

791

792

793 **Result 4.2: Overall, effect sizes do not differ according to how dominants achieve or maintain their**  
794 **high ranks**

795 Effect sizes are higher in species in which condition plays a major role in determining which females are  
796 dominant rather than subordinate (average effect size 0.38; n=94 effect sizes), compared to species in which  
797 age (average effect size 0.31; n=100 effect sizes) or nepotism (average effect size 0.24; n=243 effect sizes)  
798 influence dominance rank (estimates for difference condition vs age: metafor lower +0.05 to upper +0.17,  
799 rethinking lower +0.01 to upper +0.16; condition vs nepotism: metafor lower +0.07 to +0.20, rethinking  
800 lower +0.08 to +0.20; age vs nepotism: metafor lower -0.07 to upper +0.03, rethinking lower -0.01 to upper  
801 +0.12). Species with different dominance systems are no longer estimated to be different when including  
802 the phylogenetic similarity.

803 Our initial prediction focused on whether the time-scales at which the reproductive benefits of dominance  
804 accrue depend on how individuals achieve high rank. However, we realized that there was no straightforward  
805 way to assess this prediction. The species in our dataset have vastly different lifespans and associated inter-  
806 birth intervals, so the time-scale needs to be considered on a relative rather than an absolute scale. The  
807 values for the relative duration of a study (number of years studied divided by the maximum lifespan of the

808 species) show that 90% of effect sizes are from studies that lasted less than 10% of the lifespan of the  
809 species (median 3%). In all of the 19 species in which studies spanned more than 10% of the lifespan,  
810 females acquire rank by nepotism. We did not find any consistent pattern of relationship between effect size  
811 and study duration dependent on the system of dominance acquisition.

812

813 *Prediction 4.3: For plural-breeding macaques, effect sizes of dominance rank on reproductive success are*  
814 *larger in species characterized as more despotic than in species characterized as more egalitarian.*

815 We added an analysis after the preregistration, focusing on variation in dominance style among macaques.  
816 Macaque species have been assigned to a four-grade social style according to the relationships among  
817 females. Grade 1 species, the most despotic, are characterized by steep dominance hierarchies and more  
818 asymmetries in social interactions among breeding females, whereas grade 4 species show more frequent  
819 counter-aggression from subordinates towards dominants and less bias in social interactions. We expected  
820 that the steeper hierarchies in more despotic species would lead to larger differences in access to resources,  
821 and accordingly higher reproductive success for dominant females.

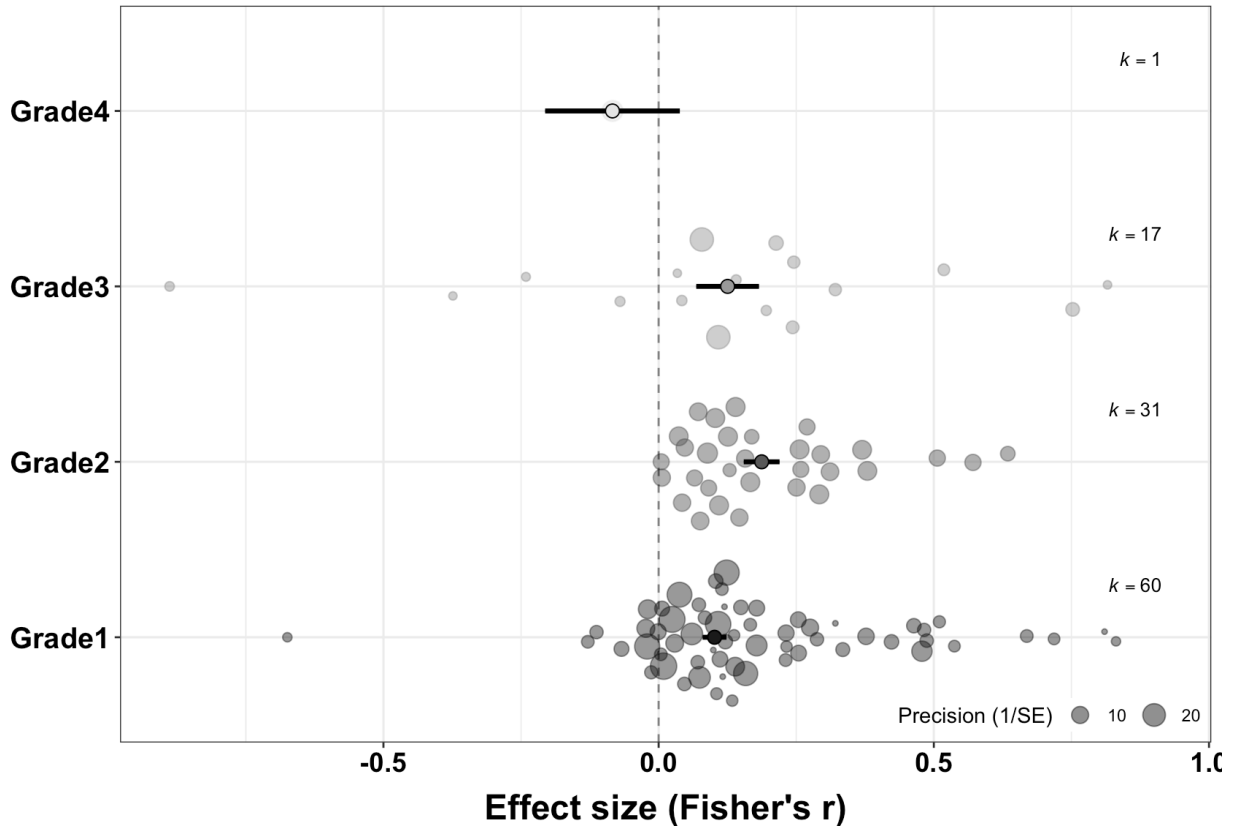
822 **Result 4.3: Among macaques, effect sizes do not differ according to how the dominance style among**  
823 **females has been characterized**

824 Differences in dominance styles among macaques are not associated with the effect of dominance rank  
825 on reproductive success (metafor estimates effect sizes of species in Grade 1 to be different from species  
826 in Grade 2 lower +0.05 to upper +0.12 but no differences for the five other pairwise Grade comparisons;  
827 rethinking estimates for all comparisons overlap zero;  $n = 109$  effect sizes from 9 species). Egalitarian  
828 species do not show lower effects of dominance rank on reproductive success than other species and the  
829 sample size is too small to determine whether despotic species differ from other species (Figure 7).

830

831

---



832

833 **Figure 7.** The effect of dominance rank on female reproductive success is similar across macaque species  
 834 with different dominance styles. Relationships among female group members in species of grade 1 (bottom  
 835 dark grey) are generally considered egalitarian, while grade 4 (top light grey) is assigned to species in  
 836 which relationships are deemed highly despotic. Species with different dominance styles are not estimated  
 837 to be different (all posterior contrasts overlap zero).

838

839

840 *Prediction 4.4: Dominance rank will have stronger effects on reproductive success in populations in which*  
 841 *females are philopatric in comparison to populations where females disperse to breed.*

842 We predicted that effects of rank on reproductive success will be lower in populations in which adult females  
 843 are able to leave their group and join other groups compared to populations in which females cannot breed  
 844 outside their natal group. In populations in which females are philopatric, they are likely to have support  
 845 from female kin which can strengthen dominance differences (Lukas and Clutton-Brock (2018)). In addition,  
 846 in species where females can change group membership easily, females are expected to join those groups  
 847 where they have the best breeding option available to them (Vehrencamp (1983)).

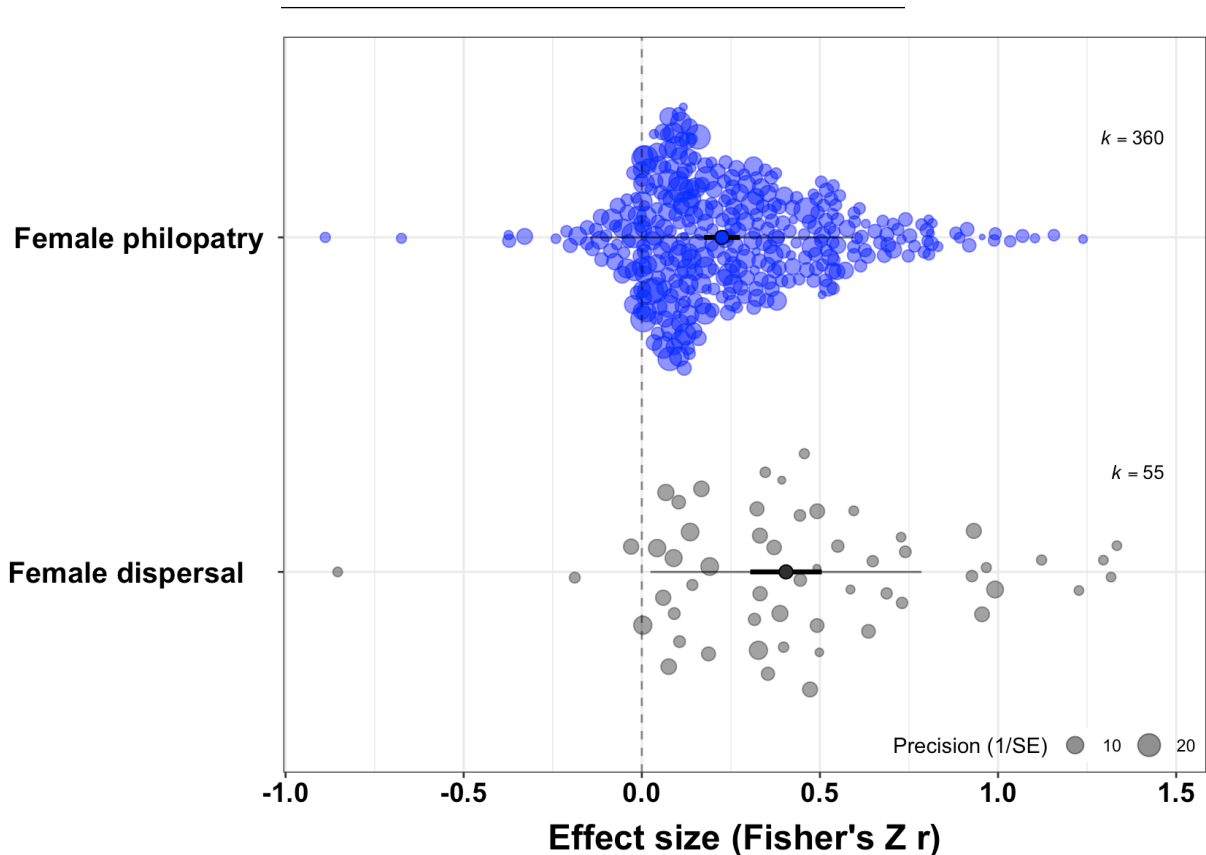
848

849 **Result 4.4: Stronger effects in populations in which females disperse to breed rather than in which**  
 850 **females are philopatric**

851 The effects of dominance rank on reproductive success are higher in species in which females disperse and

852 join new groups (average effect size 0.46;  $n=55$  effect sizes) compared to species in which most females  
 853 were born in the group where they breed (average effect size 0.26;  $n=360$  effect sizes) (metafor estimate of  
 854 difference lower -0.24 to upper -0.12, rethinking estimate lower -0.25 to upper -0.11), also when accounting  
 855 for phylogenetic covariance (Figure 8).

856



857

858 **Figure 8.** Effect sizes of dominance rank on female reproductive success are lower in species in which  
 859 females are philopatric and remain in the group/area where they have been born (top, blue dots) than in  
 860 species in which females disperse to breed (bottom, grey dots).

861

862

863 *Prediction 4.5: In plural breeding species, dominance will have stronger effects on reproductive success*  
 864 *when the number of females in the group is smaller.*

865 We predicted that the effect of rank on reproductive success will be stronger in plural breeding populations  
 866 in which there are fewer females per group, because dominant females will be more likely to interfere in  
 867 reproductive attempts when there are fewer subordinates (T. H. Clutton-Brock et al. (2010)) and because  
 868 increased competition in larger groups is expected to reduce reproductive success even among dominants  
 869 (Van Noordwijk and Van Schaik (1988)).

870

871

872 **Result 4.5: Effects of dominance rank on reproductive success are higher when groups contain**  
873 **fewer females**

874 Both approaches detect a negative association between the effect sizes and group sizes (metafor estimate  
875 of log group size lower -0.099 to upper -0.678, rethinking estimate of standardized group size lower -0.10 to  
876 upper -0.05; n=444 effect sizes). Compared to groups of 2 females, groups of 10 females show ~10% lower  
877 effect sizes and groups of ~50 females show 50% lower effect sizes. The negative association between  
878 group size and the effect sizes remains when accounting for similarity among closely related species.

879  
880 *Prediction 4.6: Dominance rank will be more strongly associated with reproductive success in populations*  
881 *in which average relatedness among female group members is high.*

882 We predicted that the relationship between dominance rank and reproductive success will be more pro-  
883 nounced in species in which social groups primarily consist of close kin compared to groups composed of  
884 unrelated females. Groups with high levels of average kinship among females are those where groups are  
885 small, females remain philopatric (Lukas et al. (2005)), and females have support to establish their positions  
886 (Lukas and Clutton-Brock (2018)), which all are expected to lead to higher benefits of high rank.

887  
888 **Result 4.6: No association between levels of relatedness and effects of dominance rank on repro-**  
889 **ductive success**

890 Effect sizes of dominance rank on reproductive success increase with increasing levels of average relat-  
891 edness among female group members (metafor estimate lower +0.31 to upper +0.59, rethinking estimate  
892 lower +0.31 to upper +0.71; n=288 effect sizes), though the association is no longer detected when includ-  
893 ing the shared phylogenetic history among species (metafor estimate lower -0.01 to upper +0.56; rethinking  
894 estimate lower -0.02 to upper +0.65).

895  
896 *Prediction 4.7: Dominance rank will be more strongly associated with reproductive success in populations*  
897 *in which variance in relatedness among female group members is high.*

898 In addition to levels of average relatedness among group females, we also predicted that the relationship  
899 between dominance rank and reproductive success will be more pronounced in species in which there is  
900 high variance in relatedness, with females being closely related to some group members but not to others,  
901 as compared to species in which group females are either all related or all unrelated. In several species  
902 with female philopatry, groups are structured into matriline (Fortunato (2019)). Members of the same  
903 matriline tend to support each other in interactions with unrelated females, likely reinforcing differences  
904 among females.

905  
906 **Result 4.7: Variance in relatedness**

907 We could not assess this prediction because sufficient data was not available.

909 *Prediction 4.8: The effect of dominance on reproductive success will be less pronounced in populations in*  
910 *which females regularly form coalitions.*

911 We predicted that high ranking females will have less pronounced reproductive benefits in species in which  
912 females form strategic coalitions with others (Bercovitch (1991)). Individuals have been suggested to form  
913 strategic coalitions to level the reproduction of others (Pandit and Schaik (2003)) and these coalitions are  
914 less likely in cooperatively breeding species (Lukas and Clutton-Brock (2018)).

915  
916 **Result 4.8: No differences in effect sizes between species in which females form coalitions to those**  
917 **in which they do not**

918 Species in which females form coalitions show only slightly lower effects of dominance rank on reproduc-  
919 tive success (average 0.27; n=246 effect sizes) than species in which females do not have support during  
920 aggressive interactions (average 0.32; n=180 effect sizes) (estimate of difference metafor: lower -0.11 to  
921 upper -0.01, rethinking lower -0.09 to upper +0.01), with no difference in models accounting for similarity  
922 due to phylogenetic relatedness (metafor lower -0.10 to upper +0.07; rethinking lower -0.09 to upper +0.03).

923  
924 *Prediction 4.9: Dominance rank will have less effect on reproductive success in populations in which there*  
925 *is intense inter-sexual conflict.*

926 We predicted that the association between high dominance rank and increased reproductive success of  
927 females will be lower in populations in which males compete intensely over reproductive opportunit-  
928 es because this leads to intersexual conflict that harms female fitness (Swedell et al. (2014)). In such populations,  
929 males tend to be aggressive towards females and males taking up tenure in a group tend to kill offspring  
930 indiscriminately or might even target offspring of high-ranking females (Cheney et al. (2004), Fedigan and  
931 Jack (2013)), reducing any potential differences between high- and low-ranking females. We assessed  
932 whether high ranking females benefit less from their positions in populations in which groups show strong  
933 female-biased sex composition, or in which males commit infanticide, or with strong sexual size dimorphism  
934 (with males being larger than females).

935  
936 **Result 4.9: Dominance rank has less effect on reproductive success in social groups with fewer**  
937 **males per female but not with sexual dimorphism and male infanticide**

938 Effect sizes are larger in species in which sex ratios in social groups are more balanced and lower when  
939 there are fewer males per female (metafor estimate lower +0.55 to upper +1.25, rethinking estimate lower  
940 +0.07 to upper +0.11; n=328 effect sizes), and the association remains the same when accounting for shared  
941 phylogenetic history.

942 Effect sizes are lower in species in which males commit infanticide (metafor estimate lower -0.20 to upper  
943 0.00; rethinking estimate lower -0.15 to upper -0.04; n=332 effect sizes), but the relationship does not hold  
944 when accounting for phylogenetic relatedness (metafor lower -0.13 to upper +0.07, rethinking lower -0.07  
945 to upper +0.06).

946 Differences in effect sizes are not associated with the extent of sexual dimorphism in body size across

947 species (metafor estimate lower -0.17 to upper +0.11; rethinking lower -0.05 to upper +0.01; similar estimates  
948 when accounting for shared phylogenetic history; n=334 effect sizes).

949

950

### 951 **Summary of univariate analyses**

952 Overall, our data indicate that females of higher rank generally have higher reproductive success than fe-  
953 males of lower rank. In terms of the approach, effect sizes of dominance rank on reproductive success  
954 were higher (i) when individuals were assigned a rank category rather than a continuous position and (ii)  
955 when rank was determined using indirect measures rather than aggressive interactions, plus (iii) variation in  
956 effect size was also influenced by differences not captured by our variables, with measures reported in the  
957 same study or from species belonging to the same taxonomic Order being more similar than expected by  
958 chance. We found no differences in effect sizes when studies were conducted in a captive rather than a wild  
959 setting. Effect sizes of dominance rank were higher for measures of reproductive output than for measures  
960 of survival, and higher for measures of maternal than offspring fitness.

961 We found that effect sizes of dominance rank on reproductive success are associated with seven of our  
962 single predictor variables (one in the opposite direction from what we predicted), whereas we did not find an  
963 association with another eight of the single predictor variables (Table 1). Five of the six associated predictor  
964 variables reflect variation in the social environment, while we did not find any association with any of the  
965 predictor variables reflecting the ecological environment.



966

967 **Table 1.** Overview of our predictions and results of univariate analyses indicating whether **we did or did**  
 968 **not find an association between individual variables with variation in effect sizes of dominance rank**  
 969 **on female reproductive success.** The table presents, for each variable, which direction of association we  
 970 predicted, the association we observed (estimates of the 95% confidence interval with the metafor approach  
 971 and of the 89% posterior compatibility interval with the rethinking approach), and the respective estimates of  
 972 the association when accounting for shared phylogenetic history among the species in our sample. Overall,  
 973 our results align with 7 out of our 16 predictions.

Predictor variable	Predicted association	Observed association	Metafor 95% CI	Rethinking 89% PCI
P2.1 success measure	negative (survival lower)	negative	not available	-0.10 - -0.01
P2.2 litters per year	positive	positive	+0.03 - +0.05	+0.05 - +0.09
P2.2 litter size	positive	none	-0.01 - +0.03	-0.04 - +0.09
P3.1 diet	positive (carnivores higher)	none	-0.04 - +0.03	-0.10 - +0.06
P3.2 environmental harshness	positive	none	-0.30 - +0.40	-0.60 - +0.10
P3.3 population density	positive	positive	+0.04 - +0.08	+0.05 - +0.10
P4.1 cooperative breeding	positive	positive	+0.30 - +0.40	+0.27 - +0.41
P4.2 dominance acquisition	positive (condition higher)	none	-0.10 - +0.12	-0.02 - +0.03
P4.3 dominance style	positive (despotic higher)	none	-0.07 - +0.03	-0.01 - +0.12
P4.4 philopatry	positive	negative	-0.24 - -0.12	-0.25 - -0.11
P4.5 group size	negative	negative	-0.07 - -0.01	-0.10 - -0.05
P4.6 average relatedness	negative	none	-0.01 - +0.56	-0.01 - +0.12
P4.8 female coalitions	negative	none	-0.10 - +0.07	-0.09 - +0.07
P4.9 male infanticide	negative	none	-0.13 - +0.07	-0.07 - +0.06
P4.9 sexual dimorphism	negative	none	-0.17 - +0.11	-0.05 - +0.01
P4.9 sex ratio	positive	positive	+0.44 - +1.25	+0.07 - +0.11

975

976

## 977 **5) Potential interactions among predictor variables**

978 We expected potential interactions among the predictor variables because some of them might influence  
979 each other while others might potentially modulate the influence of another predictor variable on the dom-  
980 inance effects. Six predictions were added in the preregistration (P5.5-P5.9). We added further analyses  
981 based on the outcome of the single-factor analyses. These are listed in the changes from the preregistration  
982 section and their results are presented below.

983

### 984 **Result 5.1: Heterogeneity and sample bias**

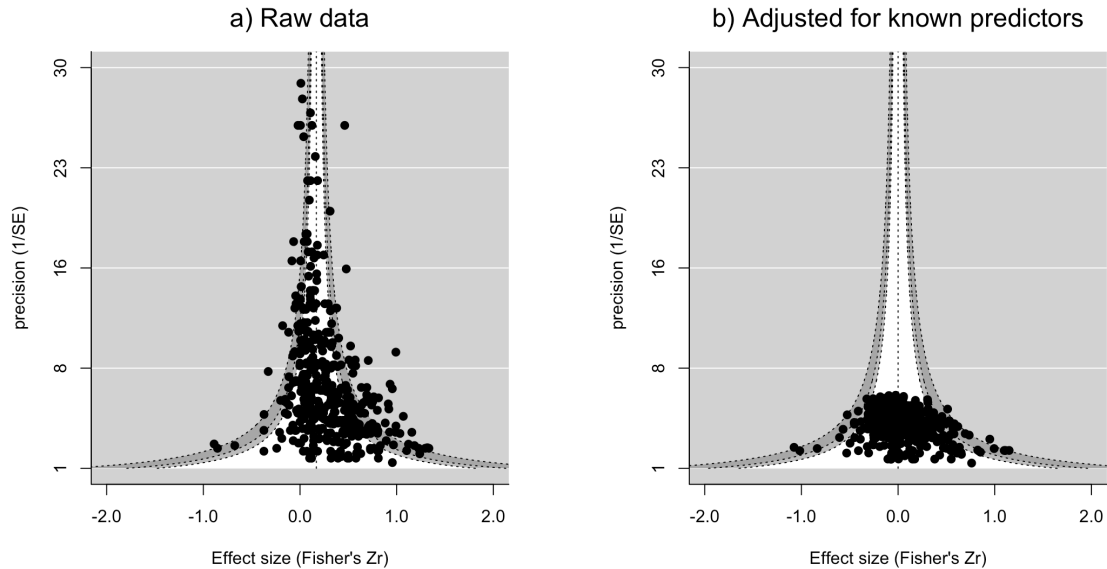
985 The sample bias, namely the over-representation of extreme effect sizes, in our data likely results from all  
986 three influences of (i) publication bias, (ii) study system bias, and (iii) study time bias. In addition to the  
987 direct indications of publication and study time bias in our sample, our univariate analyses identified many  
988 factors that could lead to study system bias. For example, while less than 5% of all mammalian species  
989 are cooperative breeders, 12% of all effect sizes in our sample come from cooperative breeders which have  
990 high positive effect sizes.

991 To identify the potential interplay between the three biases, we built combined models. If biases occur  
992 because study systems with different effect sizes also have particular sample sizes and study duration  
993 (e.g. cooperative breeders tend to live in smaller groups), we should no longer detect an association between  
994 sample size, study duration and effect sizes when controlling for the different study systems. The combined  
995 models indicate that the study system factors identified in the univariate analyses are directly associated  
996 with variation in effect sizes (all their estimates do not overlap zero), as is sample size, but not the study  
997 duration. This indicates that our sample has both publication and study system bias. The lack of a direct  
998 influence of study time bias presumably occurs because sample size is associated with the number of years  
999 a study has been conducted for, indicating that large samples - both in terms of study duration and breadth  
1000 - might reduce noise.

1001 The reduction in publication bias when accounting for the study system bias is visible when comparing the  
1002 funnel plot of the raw effect sizes in relation to their precision (Figure 9a), which shows a clear asymmetry, to  
1003 the funnel plot of the effect sizes adjusted for known predictors (Figure 9b), which only indicates that some  
1004 large effect sizes at small precision are not balanced.

1005

---



**Figure 9.** Funnel plots based on raw effect sizes (a) and effect sizes adjusted for known predictors (b). When accounting for the influence of which reproductive trait was measured, whether the species is a cooperative breeder or not, the number of litters per year the species produces, and the phylogenetic covariance among species, the distribution of the 444 effect sizes in our sample appears much less imbalanced (b) than the raw effect sizes (a). The mean effect size (grey dotted line in the center going upwards) is shifted close to zero when adjusting for known predictors because these predictors explain why some studies have positive effect sizes. Precision decreases for most estimates because they no longer represent the measured values, but incorporate the uncertainty as the values are inferred from the expected interaction of the predictors.

## Results 5.2: Differences between cooperative and plural/associated breeders

In our preregistration, we had decided to first construct univariate models as reported above, testing the influence of a single variable at a time to assess support for the specific predictions. One of the main factors that we found to be associated with higher effect sizes is cooperative breeding. Cooperative breeders differ from other social organisms in many additional aspects, so we first checked whether any of the other associations we detect occur because they covary with cooperative breeding.

### Result 5.2.1: Differences in approach to study cooperative breeders

Approaches of assigning rank depend on the breeding system of the study species, with many studies of cooperative breeders assigning rank into categories (98% categorical, 2% continuous) based on other measures (50% agonism, 50% other) while studies of plural and associated breeders often assign continuous ranks (51% categorical, 49% continuous) based on agonistic interactions (97% agonism, 3% other). Combining the variables representing the different study approaches with the variable representing the classification as cooperative breeder or not into single models indicates that the difference in effect sizes is primarily due to the stronger dominance effects in cooperative breeders (estimate of difference metafor lower +0.23 to

upper +0.34, rethinking lower +0.23 to upper +0.37, n=444 effect sizes) and only very little due to the approaches the authors chose (other measure vs agonism estimate of difference metafor lower +0.02 to upper +0.15, rethinking lower -0.02 to upper +0.16; rank categorical vs continuous estimate of difference metafor lower -0.02 to upper -0.09, rethinking lower -0.07 to upper +0.03, n=444 effect sizes).

### Result 5.2.2: Different life history measures and cooperative breeding

In cooperative breeders, effects of dominance rank were only assessed on three of the six life history traits. We therefore performed separate analyses for cooperative and for plural/associated breeders to identify the life history traits showing specific increases in higher ranking females compared to others.

In cooperative breeders, effect sizes are higher for infant production (metafor estimate lower +0.49 to upper +0.72, rethinking estimate lower +0.55 to upper +0.69, n=43 effect sizes), and lower for infant survival (metafor lower +0.13 to upper +0.54, rethinking lower +0.20 to upper +0.61, n=7 effect sizes) and adult survival (metafor estimate lower +0.02 to upper +0.59, rethinking estimate lower +0.12 to upper +0.73, n=2 effect sizes) (Figure 6).

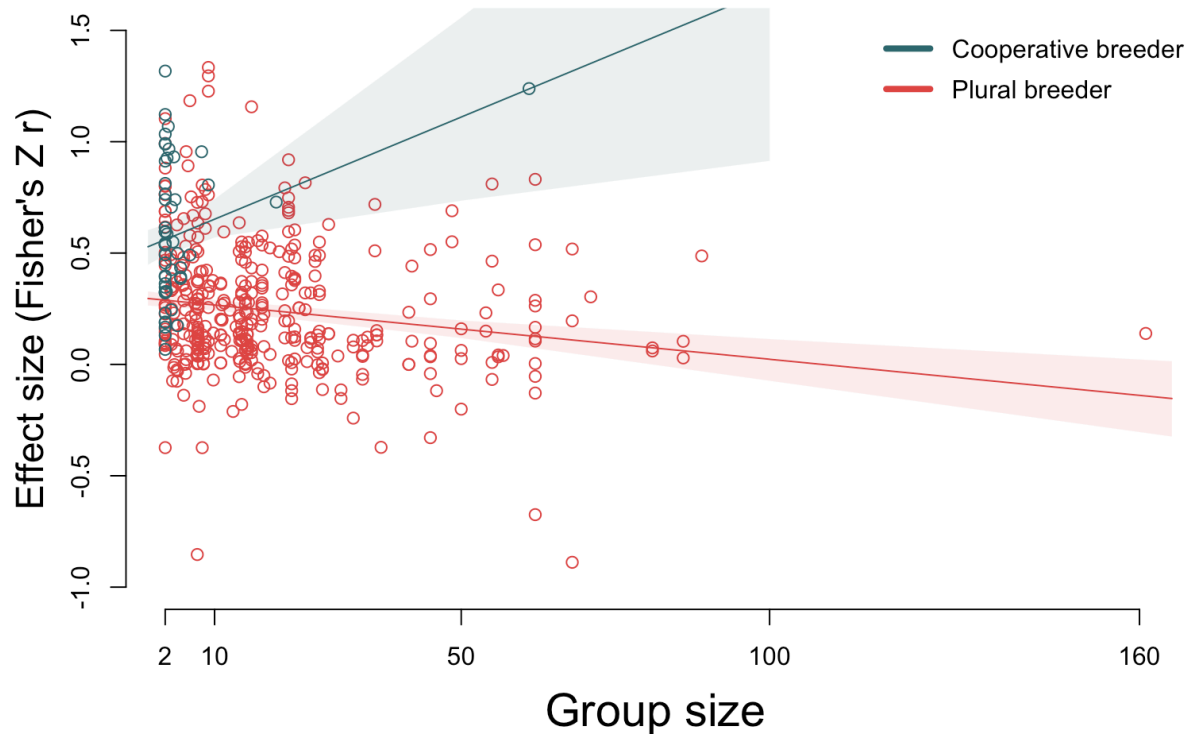
In plural/associated breeders, effect sizes are (depending on the approach) highest for lifetime reproductive success (metafor estimate lower +0.19 to upper +0.29, rethinking estimate lower +0.33 to upper +0.47, n=34 effect sizes), age at first conception (metafor lower +0.27 to upper +0.36, rethinking lower +0.25 to upper +0.43, n=23 effect sizes) and interbirth interval (metafor lower +0.23 to upper +0.34, rethinking lower +0.25 to upper +0.38, n=46 effect sizes), followed by infant production (metafor lower +0.13 to upper +0.22, rethinking lower +0.19 to upper +0.27, n=155 effect sizes) and adult survival (metafor lower +0.14 to upper +0.24, rethinking lower +0.15 to upper +0.30, n=28 effect sizes), and are lowest for infant survival (metafor lower +0.11 to upper +0.20, rethinking lower +0.11 to upper +0.20, n=106 effect sizes) (Figure 6). The two methods give slightly different estimates because there is large variation among the effect sizes within each life history trait. In particular, effect sizes of dominance rank on lifetime reproductive success can be either low or high, often for the same population. For example, an experiment with house mice reported effect sizes ranging from 0.08 to 0.80, depending on the relatedness among the group members (König 1994). For mountain gorillas living in the Virungas, one study reported no effect of dominance rank on lifetime reproductive success (0.00) (Robbins et al. 2007) while another reported the highest effect size in our sample (1.33) after excluding major sources of environmental variability on reproductive success (Robbins et al. 2011).

### Result 5.2.3: Litters per year and cooperative breeding

Cooperative breeders tend to have higher reproductive rates than species with other breeding systems. However, the association between reproductive rate and effect sizes of dominance rank on reproductive success remains across all breeding systems (metafor estimate of cooperative breeding lower +0.22 to upper +0.58, litters per year lower 0.00 to upper +0.07, interaction lower -0.10 to update +0.04), with larger effect sizes in species producing more litters per year in cooperative (rethinking estimate lower +0.02 to upper +0.20; n=52 effect sizes) and plural (rethinking lower +0.13 to upper +0.33; n=324 effect sizes), but not associated breeders (rethinking lower -0.08 to upper +0.23; n=68 effect sizes) (estimates take into account phylogenetic relatedness).

### Result 5.2.4: Group size and cooperative breeding

1071 In mammals, most groups of cooperative breeders have fewer females (in our data, median 2 females per  
1072 group,  $n=52$ ) than groups of plural/associated breeders (in our data, median 14 females per group,  $n=392$ ),  
1073 meaning that the negative relationship between group size and effect sizes that we describe above might  
1074 arise because cooperative breeders have both smaller group sizes and larger effect sizes. In our data, both  
1075 group size and cooperative breeding remain independently associated with the effect sizes of dominance  
1076 rank on reproductive success. The analyses suggest an interaction (metafor estimate for cooperative breed-  
1077 ing lower +0.16 to upper +0.39, for group size lower -0.01 to upper 0.00, interaction lower 0.00 to upper +0.03,  
1078  $n=444$  effect sizes), with effect sizes increasing with group size in cooperative breeders (rethinking estimate  
1079 lower +0.01 to upper +0.02), where a single dominant continues to monopolize reproduction as groups get  
1080 larger, and declining with group sizes in other breeding systems (rethinking estimate lower -0.01 to upper  
1081 0.00), where dominants might be less able to control reproduction of other group members as groups grow  
1082 larger (Figure 10).



1084

1085 **Figure 10.** The relationship between the number of females in the group and the effect of dominance on  
1086 reproductive success depends on whether the species is a cooperative (olive dots show data and olive line  
1087 with shading shows estimate from rethinking model) or a plural breeder (red dots show data and red line  
1088 with shading shows estimate from rethinking model). In cooperative breeders, effect sizes increase with  
1089 increasing group size as a single female continues to monopolize reproduction in the group, whereas effect  
1090 sizes decrease with increasing group size as dominants can potentially no longer outcompete all other

1091 females.

1092

### 1093 **Result 5.2.5: Average relatedness and cooperative breeding**

1094 Similarly, there appears to be an interaction between average relatedness and breeding systems (metafor  
1095 estimate for cooperative breeding lower -0.06 to upper +0.44, for average relatedness lower -0.75 to upper  
1096 +0.03, for interaction +0.10 - +1.51, n=288 effect sizes), with effect sizes increasing with higher levels of  
1097 average relatedness in cooperative breeders (rethinking estimate lower 0.00 to upper +0.12, n=36 effect  
1098 sizes) and decreasing with higher levels of average relatedness in plural/associate breeders (rethinking  
1099 estimate lower -0.06 to upper 0.00, n=252 effect sizes)

### 1100 **Result 5.2.6: Philopatry and cooperative breeding**

1101 Female dispersal is more common in cooperative breeders (46%) than in plural/associated breeders (9%).  
1102 Effect sizes are larger in species with female dispersal among the plural/associated breeders (rethinking  
1103 estimate lower -0.19 to upper -0.02, n=363 effect sizes), but not in cooperative breeders (rethinking estimate  
1104 lower -0.10 to upper +0.12, n=52 effect sizes) (metafor estimate for cooperative breeding lower +0.15 to  
1105 upper +0.49, for philopatry lower -0.18 to upper +0.06, for interaction -0.18 - +0.26). This suggests that  
1106 dominant females in cooperative breeders appear to maintain reproductive control independently of whether  
1107 they obtained their position by queuing in the group or entering the position through immigration.

### 1108 **Result 5.2.7: Coalition formation and cooperative breeding**

1109 Coalition formation does not occur in cooperative breeders, leading to a potential confound. Restricting the  
1110 analyses to plural/associated breeders, we found that effect sizes are higher in species in which females do  
1111 form coalitions than in species where they do not (metafor estimate lower 0.00 to upper +0.14, rethinking  
1112 estimate lower +0.01 to upper +0.11, n=374 effect sizes). This likely reflects the benefits of nepotism in  
1113 matrilineal groups. For our analysis, we did not differentiate between stabilizing coalitions, which usually  
1114 occur among kin to maintain matrilineal rank differences, and revolutionary coalitions, which usually occur  
1115 among unrelated individuals to limit the power of others in the group.

### 1116 **Result 5.3: Philopatry and average relatedness**

1117 Among plural/associated breeders, average relatedness is lower in species in which females disperse (mean  
1118  $r$  0.03, n=16) than in species in which females are philopatric (mean  $r$  0.10, n=228), and differences in effect  
1119 sizes are mainly associated with whether females disperse or are philopatric (higher effects when females  
1120 disperse than when they are philopatric, metafor estimate lower -0.11 to upper -0.03, rethinking estimate  
1121 lower -0.22 to upper -0.02) rather than levels of average relatedness (metafor estimate lower +0.03 to upper  
1122 +0.10, rethinking estimate lower -0.04 to upper +0.01, n=242 effect sizes).

1123

1124 *Prediction 5.4: Female philopatry [larger effect sizes predicted] might be associated with increased group*  
1125 *sizes [smaller effect sizes predicted]), leading to an interaction that might influence the estimation of their*  
1126 *respective associations the effect sizes of dominance rank on reproductive success.*

### 1127 **Result 5.4: Philopatry and group size are both associated with variation effect sizes**

1128 Group sizes of species in which females disperse tend to be smaller than group sizes of species in which fe-  
1129 males are philopatric. Both philopatry and increasing group size independently lead to lower effect sizes, but  
1130 the association of philopatry is reduced compared to the single factor analysis (metafor estimate philopatry  
1131 lower -0.09 to upper -0.01 group size lower -0.07 to upper -0.01, rethinking estimate philopatry lower -0.16  
1132 to upper 0.00 group size lower -0.07 to upper -0.03, n=415 effect sizes).

1133

1134 *Prediction 5.5: Higher population density [predicted to lead to larger effect sizes] might be associated with*  
1135 *larger group sizes [smaller effect sizes predicted], leading to an interaction that might influence the estimation*  
1136 *of their respective associations with the effect sizes of dominance rank on reproductive success.*

1137 **Result 5.5: Population density and group size are both associated with variation in effect sizes**

1138 Population density and group size have independent influences on effect sizes, but both their associations  
1139 are smaller, suggesting their roles can cancel each other out (population density estimate metafor lower  
1140 0.00 to upper +0.01, rethinking lower 0.00 to upper +0.01; group size estimate metafor lower -0.03 to upper  
1141 0.01, n=346 effect sizes).

1142

1143 *Prediction 5.6: Smaller group sizes [larger effect sizes predicted] might be associated with more intense in-*  
1144 *tersexual conflict [smaller effect sizes predicted], leading to an interaction that might influence the estimation*  
1145 *of their respective associations with the effect sizes of dominance rank on reproductive success.*

1146 **Result 5.6: Group size and sex ratio are both associated with variation in effect sizes**

1147 Group size and sex ratio have independent influences on effect sizes, with similar association as observed  
1148 in the single factor analyses (group size estimate metafor lower -0.01 to upper 0.00, rethinking lower -0.07  
1149 to upper -0.02; sex ratio estimate metafor lower +0.53 to upper +1.18, rethinking lower +0.06 to upper +0.11;  
1150 n=346 effect sizes), while there is no support for an interaction between the two (interaction estimate metafor  
1151 lower -0.02 to upper +0.02, rethinking lower -0.03 to upper 0.04).

1152

1153 *Prediction 5.7: Monopolizable resources [larger effect sizes predicted] might be associated with reduced*  
1154 *population density [smaller effect sizes predicted]), leading to an interactive influence on the strength of the*  
1155 *effect sizes of dominance rank on reproductive success.*

1156 **Result 5.7: As in the individual analyses, population density but not diet is associated with differ-**  
1157 **ences in the effect sizes**

1158 Population density but not the diet category are associated with variation in the effect of dominance rank  
1159 on reproductive success (population density estimate metafor lower 0.00 to upper +0.01, rethinking lower  
1160 +0.05 to upper +0.11; diet category estimate metafor lower -0.31 to upper +0.21, rethinking lower -0.40 to  
1161 upper +0.69; n=346 effect sizes), while there is no support for an interaction between the two (interaction  
1162 estimate metafor lower -0.02 to upper +0.02, rethinking lower -0.03 to upper +0.04).

1163

1164 *Prediction 5.8: Environmental harshness [larger effect sizes predicted] might be associated with reduced*  
1165 *population density [smaller effect sizes predicted]), leading to an interactive influence on the strength of the*  
1166 *effect sizes of dominance rank on reproductive success.*

1167 **Result 5.8: Population density but not environmental harshness remains associated with variation**  
1168 **in effect sizes**

1169 Population density but not environmental harshness are associated with variation in the effect of dominance  
1170 rank on reproductive success (population density estimate metafor lower 0.00 to upper +0.01, rethinking  
1171 lower +0.04 to upper +0.11; environmental harshness estimate metafor lower -0.10 to upper +0.07, rethinking  
1172 lower -0.08 to upper +0.01; n=214 effect sizes), and there is no support for an interaction between the two  
1173 (interaction estimate metafor lower -0.001 to upper +0.001, rethinking lower -0.09 to upper +0.01).

1174

1175 *Prediction 5.9: Studies performed on wild versus captive individuals and using different measures of repro-*  
1176 *ductive success might not only differ in the overall strength of the effect of rank on reproductive success,*  
1177 *but also in how other variables influence this effect.*

1178 **Result 5.9: No different influences in captive and wild populations**

1179 Models in which both the intercept and the slopes can vary according to whether studies were performed in  
1180 the wild or in captivity also showed that there are no detectable differences of the effects of dominance rank  
1181 on reproductive success between populations in these settings (for the different life history measurements  
1182 and for cooperative breeding).

1183

1184

1185 **Summary of combined analyses**

1186 The analyses of combinations of predictors of the effect size of dominance rank on reproductive success  
1187 indicate that many predictors may have a direct influence. Regarding the potential influence of the study  
1188 approach on inferences, we find that specific approaches are more common in some study systems, but that  
1189 using different approaches does not lead to different estimates of the effect size. We also find that average  
1190 relatedness might not directly mitigate effect sizes, but that it is a co-variate of the breeding system and  
1191 whether females are philopatric or disperse. In addition, we find that all cooperative breeders have large  
1192 effect sizes independent of further social variation, while differences in social factors, including philopatry,  
1193 group size, average relatedness, and coalition formation, further mitigate effect sizes among plural breeders.

1194



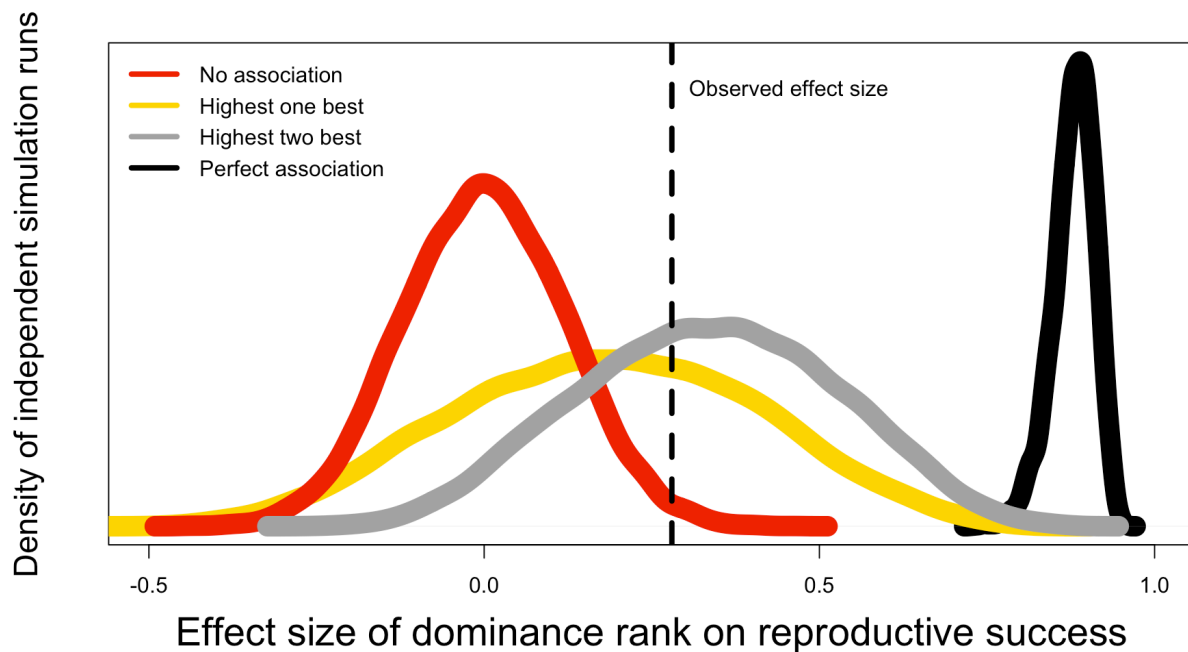
## Discussion

Our results provide support for three of our four pre-registered objectives. First, we find that in social mammals, dominant females have higher reproductive success than lower-ranking females. While there appears to be a publication bias in the dataset we put together, the overall positive effect of higher rank on reproductive success is strong, thus unlikely to result only from such bias, and instead reflects a genuine biological phenomenon. Second, positive effects of dominance rank are present across all life history measures and among plural breeders, where data for all measures of reproductive success exist, are highest for life-time reproductive success. This suggests that even if dominants might face some trade-offs (e.g. higher stress levels Cavigelli et al. (2003)), obtaining a high ranking position in a social group generally leads to fitness benefits, though how females obtain these benefits (e.g. shorter interbirth intervals versus larger offspring) differs between populations. Effects are particularly pronounced in species in which females produce large numbers of offspring at once. Third, and against our predictions, we did not find that ecological factors play a major role in mediating the benefits of rank on reproduction. Fourth, the types of society females live in appear to have a particular modulating influence. Strong associations between dominance rank and reproductive success are consistently found among cooperative breeders, they are intermediate in stable groups with small numbers of unrelated breeding females, and lowest when large numbers of females associate.

Despite a consistently positive relationship between higher dominance rank and higher reproductive success, the data show some biases, namely a combination of publication bias, study system bias, and study time bias. Unlike often claimed for meta-analyses, the over-representation of positive findings in our case appears not to be primarily due to a file-drawer problem of unpublished negative findings but due to researchers targeting their efforts on particular systems. Studies of the potential mechanisms of female competition and reproductive suppression appear to have focused on societies where there are clear differences in rank and in reproductive success between dominants and subordinates. Additional studies on (or publication of existing results from) societies in which hierarchies might not be as obvious could be revealing to understand how generally selection shapes female competition. In addition, obtaining reliable reproductive success data in long-lived mammals takes particular effort, again likely limiting the systems that have been studied to investigate the effects of dominance rank. We did find that studies conducted for longer time periods, and specifically for more than 10 years, show less variance in their estimates, potentially because they also have larger sample sizes. Alternatively, or in addition, studies conducted across longer time frames might be less likely to show extreme effect size estimates because natural changes in dominance rank and events that affect all females equally (e.g. droughts or infanticide Cheney et al. (2004)) occur relatively regularly across a multi-year study, while estimates derived over short time frames may over-estimate effect sizes. For future studies, detailed long-term investigations are not only relevant to understand the long-term consequences of the effect of dominance rank on reproduction, but also to infer the multiple mechanisms that can link rank to reproductive output (e.g. Fedigan (1983), Pusey, Williams, and Goodall (1997), Tibbetts, Pardo-Sanchez, and Weise (2022)). Tracing such differences in reproductive success over multiple generations will also be important to determine the selection processes shaping social evolution.

Overall, we estimated an average effect of 0.28 of rank on reproductive success. What does this mean? First, it is important to highlight that this effect size reflects how well rank predicts reproductive success, but the effect size does not directly indicate how different the reproductive success of high-ranking females is

1235 from that of low-ranking females. While the effect of dominance has to be zero in groups where all females  
1236 have exactly the same reproductive success, an effect of zero is also found in a group where there are  
1237 large differences in reproductive success across females which do not align with the females' dominance  
1238 rank. Just by chance, we would expect differences in reproductive success among females in a social group  
1239 and these differences could be associated with traits that might be used to classify social rank. To assess  
1240 whether the effects we detect are higher than such random variation, we performed simulations. For this,  
1241 we simulated artificial groups of female macaques, the genus most common in our sample. We assumed  
1242 that each female in each group might have an average of 2 offspring, following a Poisson distribution, so  
1243 most females have 1 or 2 offspring and very few more than 8 offspring. We performed 10,000 simulations  
1244 of six groups of twelve females each (the median group size in our data). When we set no association  
1245 between rank and reproductive success, less than 0.1% of simulations showed an effect size as high or  
1246 higher than the 0.28 we observe in the data (Figure 11). Effect sizes for a perfect association between each  
1247 female's rank and her reproductive success ranged between 0.75-0.95 (mean 0.88), lower than 1 because  
1248 some females of different rank will have the same number of offspring. Simulations in which the two highest  
1249 ranking females always have the highest reproductive success, while rank among lower ranking females is  
1250 no longer associated with success, produces effect sizes close to what we observe (mean 0.32), whereas  
1251 values tend to be slightly lower if only the highest ranking female consistently has the highest success  
1252 (mean 0.18). The value of the overall effect size we observe compared to those under random expectations  
1253 indicates that social rank has a particular association with reproductive success beyond the random variation  
1254 we expect in social groups.



1256

1257 **Figure 11.** The average effect size of dominance rank on female reproductive success we observe in our  
1258 sample (0.28; dotted vertical line) is in between the effect sizes expected for social groups in which there is

1259 either no (grey line) or a perfect association (black line) between each rank and the reproductive success  
1260 of females. The observed value is close to a situation in which the two highest ranking females (red line) or  
1261 only the highest ranking female (yellow line) always have the highest success in a group of twelve females.  
1262 Lines represent the densities of 10,000 simulated samples showing the respective effect size for each of  
1263 the four associations.

1264  
1265 Among the social traits we investigated, the highest difference in the effect of rank on reproductive success  
1266 was between cooperative breeders and plural/associated breeders. This result was expected given the  
1267 higher reproductive skew that has been found among females in cooperative breeders (Lukas and Clutton-  
1268 Brock (2012)). The contrast between breeding systems appears due to the degree of reproductive control  
1269 that dominants in cooperative breeders have. Our results also show that other social factors, in particular the  
1270 number of females in the group and their relatedness, influence effect sizes in opposite directions in cooper-  
1271 ative breeders than in plural breeders. The observation that in cooperative breeders reproductive success  
1272 is shared less in species with larger numbers of subordinates and higher relatedness among them is in  
1273 line with theoretical predictions that complete monopolization of reproduction can be stable if subordinates  
1274 are queuing to inherit the dominant position themselves (Kokko and Johnstone (1999)). The likely impor-  
1275 tance of reproductive control of dominant females in cooperative breeders compared to plural/associated  
1276 breeders is also reflected in the effect of group size on the benefits of dominance in the different breeding  
1277 systems. Similar to what has also been found in eusocial insects (Rubenstein, Botero, and Lacey (2016))  
1278 and cooperatively breeding birds (Riehl (2017)), among cooperatively breeding mammals there usually is  
1279 a single breeding dominant female and large groups occur when her reproductive output is high without  
1280 loss of reproductive control. In contrast, among plural/associated breeding mammals groups grow large as  
1281 more females/matrilines join a group leading to reduced reproductive control of dominants. In this context,  
1282 it is important to again bear in mind that we only look at the association between rank and the variation  
1283 in reproductive success within groups. In cooperative breeders, increases in group size might reduce the  
1284 reproductive output of dominant females even if they still monopolize reproduction (T. H. Clutton-Brock et al.  
1285 (2010)). In plural breeders, even though the relative difference between dominant and subordinate females  
1286 might be lower in larger groups, in terms of overall fitness it might still be better to be dominant in a group of  
1287 the optimal size than in a smaller group (e.g. small group where dominant has 3 versus subordinate has 2  
1288 offspring, i.e. 50% higher fitness, compared to a group where dominant has 4 while all other females have  
1289 3 offspring, i.e. 33% higher fitness).

1290 Among plural and associated breeders, effects of dominance rank on female reproductive success are higher  
1291 when (i) females disperse, (ii) groups are smaller, and (iii) females form coalitions. These observations are  
1292 somewhat opposite to the processes presumably linked to reproductive suppression in cooperative breeders.  
1293 In addition, these findings also do not support accounts that focus on nepotism as a primary factor in leading  
1294 to social groups with large differences among females. It appears that in situations of strong nepotism  
1295 females in a group might have more similar reproductive success, with patterns such as youngest sister  
1296 ascendancy potentially reducing differences among kin (Datta (1988), Bergstrom and Fedigan (2010), Lea  
1297 et al. (2014)), as predicted when offspring production is costly (Cant and Johnstone (1999)). In species with  
1298 high nepotism, differences might be predominantly among matrilines (Holekamp et al. (2012)) rather than

1299 among individuals, which our study focused on. In our sample we observe relatively strong effects of high  
1300 dominance rank in plural breeders when females form social bonds with unfamiliar/unrelated individuals they  
1301 encounter when joining new breeding units upon reaching maturity (e.g. Cameron, Setsaas, and Linklater  
1302 (2009)), such as among equids and gorillas. Groups in which females compete with and form complex  
1303 bonds with unrelated females tend to be characterized by high relationship complexity (Lukas and Clutton-  
1304 Brock (2018)). Rates of aggression tend to be high and dominance relationships are often based on age  
1305 differences (Rutberg and Greenberg (1990)) with rare changes in the hierarchy, such that females who  
1306 obtain high ranking positions in these units are likely to gain fitness benefits for extended periods of time.  
1307 Overall though, effect sizes can be high independent of how females acquire and maintain rank, as also  
1308 highlighted by the similarity in effect sizes across macaque species with different dominance styles. It thus  
1309 sounds as if social inequality, regardless of its sources and forms, has broadly similar consequences on the  
1310 variance of reproductive success.

1311 Of the ecological variables we investigated, only population density was associated with differences in effect  
1312 sizes of dominance rank on reproductive success, again supporting the role of social interactions in shaping  
1313 fitness outcomes of dominance interactions. The observation that other ecological factors do not mitigate  
1314 the strength of the fitness benefit dominant females receive might suggest that dominants are consistently  
1315 able to outcompete other females in the group rather than dominance only being important under challeng-  
1316 ing conditions. While local ecological conditions, rather than the coarse species-level traits we used here,  
1317 might modulate fitness benefits of high dominance rank for females, it seems unlikely that there would be a  
1318 strong directional influence given that effect sizes from the same species tend to be similar, even in captive  
1319 conditions. In line with this, previous work has shown that subordinate females may not always be the first  
1320 to suffer under limiting conditions (Fedigan (1983)). Instead, a number of ecological challenges, such as  
1321 for example predation or drought (Cheney et al. (2004)), particularly affect pregnant or lactating females.  
1322 Accordingly, these costs are mainly carried by those females that have high reproductive output, thereby  
1323 reducing variance in reproductive success and diminishing the relative benefits dominant females acquire  
1324 (Altmann and Alberts (2003)).

1325 The overall effect size of dominance rank on female reproductive success across the species in our sample  
1326 is slightly higher than that reported in a previous study, though we find a similar value when we restrict our  
1327 sample to primate species, the focus of the previous study (the average in our sample is 0.28 across all  
1328 species, and 0.23 across primates only, versus 0.20 in a previous report for primates Majolo et al. (2012)).  
1329 These estimates of the effects of female dominance rank are lower than those previously reported for males.  
1330 The previous study on primates reports an effect of male dominance rank on fecundity of 0.71 (Majolo et  
1331 al. (2012)), and estimates in a different study of the effect of dominance rank on males' mating success are  
1332 ~0.6 (Cowlshaw and Dunbar (1991)). Do these different estimates reflect that males benefit more from high  
1333 dominance rank than females? We think that we cannot make such an inference at this stage. Measures  
1334 of mating success might not necessarily translate in equally high skew in reproductive success (Fedigan  
1335 (1983)). Studies measuring male reproductive success also tend to cover even shorter time periods than the  
1336 studies that identify female reproductive success; when sampled over similar time frame, in particular when  
1337 sampled across the whole lifespan, the variances in reproductive success of males and females appear more  
1338 similar (Lukas and Clutton-Brock (2014)). This is partly because mammalian males often move between  
1339 groups, thus are only sampled for a subset of their reproductive career. Several factors identified here as

1340 modulating the effect of dominance rank on reproductive success may also be linked to differences between  
1341 females and males. For example, the benefits of dominance may be mostly reproductive in males, while  
1342 they may affect both reproduction and survival in females, again potentially leading to more similar values  
1343 when measured across the whole lifespan. It could be expected that sex differences in the benefits of  
1344 dominance on lifetime reproductive success are largely modulated by the mating system, where males may  
1345 benefit more than females in polygynous species, but not in promiscuous or monogamous ones. Overall,  
1346 the benefits of rank differ qualitatively and quantitatively between males and females and only additional  
1347 symmetrical meta-analyses in males can answer such a question.

1348 Our findings highlight that social factors can have important influences on demography and genetic evolu-  
1349 tion by leading to systematic differences in reproductive success. The effect of high dominance rank on  
1350 reproductive success influences the growth and composition of social groups across generations. In partic-  
1351 ular when social rank is heritable, long-term changes are visible in the few studies which have been able  
1352 to track reproductive success across multiple generations. For example, among spotted hyenas, the high-  
1353 est ranking female in 1979 is the ancestor of more than half of the females in the clan in 2009 (Holekamp  
1354 et al. (2012)). This perspective also nicely highlights how small differences in reproductive success can  
1355 add up over long time frames. While in the case of this hyena clan the highest ranking female gained the  
1356 benefits, chance variation might also reduce such differences. For most populations, the effect sizes we  
1357 reported are far from perfect such that dominants do not consistently have the highest reproductive success.  
1358 Our data cannot resolve whether there is phenotypic selection to gain high rank (Huchard et al. (2016)),  
1359 or whether high ranking females have higher reproductive success because they obtained this position by  
1360 chance (Snyder and Ellner (2018)) in particular during extreme conditions where only few females might  
1361 survive or reproduce (Lewontin and Cohen (1969)), or whether there are some traits that lead to both higher  
1362 rank and higher reproductive success (Fedigan (1983)).

1363 Our focus in this study was on the consequences of competition among females within groups, highlighting  
1364 that some females (the subordinates) have a reduced fitness. It is important to bear in mind that such  
1365 an approach outlooks selection that operates on competition between groups, which may be substantial  
1366 in cooperative breeders where a single female mothers all offspring in a group, such that only one of her  
1367 daughters can inherit the highest rank. Accordingly, living in social groups might not necessarily maximize  
1368 fitness differences among females compared to a situation where they would all be solitary. Instead, the  
1369 fitness benefits of social life may outweigh its costs for most females, such that even subordinates have a  
1370 higher relative fitness when group-living compared to living alone. Nevertheless, our findings clearly show  
1371 that these benefits are unequally shared, and that this is true across environmental conditions. They draw  
1372 a complex landscape of the level of social inequality across mammalian societies, where the benefits of  
1373 social dominance are modulated by aspects of life-history, demography and sociality that affect the form  
1374 and intensity of reproductive and social competition, more than by ecological competition.

**Ethics**

Our study relies on previously published data and did not involve working directly with animals.

**Author contributions**

*Shivani*: Hypothesis development, data collection, data analysis and interpretation, revising/editing.

*Huchard*: Hypothesis development, data analysis and interpretation, write up, revising/editing.

*Lukas*: Hypothesis development, data collection, data analysis and interpretation, write up, revising/editing, materials/funding.

**Data and code availability**

The dataset has been published at KNB doi:10.5063/F1PZ578P. The code of the current version is archived at Edmond doi:10.17617/3.80

**Funding**

Shivani received funding from the INSPIRE programme of the Department of Science & Technology of the Government of India. This research was supported by the Department of Human Behavior, Ecology and Culture at the Max Planck Institute for Evolutionary Anthropology.

**Conflict of interest disclosure**

We, the authors, declare that we have no financial conflicts of interest with the content of this article. Elise Huchard and Dieter Lukas are Recommenders at PCI Ecology.

**Acknowledgements**

We thank our PCI Ecology Recommender, Matthieu Paquet, and our reviewers, Bonaventura Majolo and two anonymous reviewers, for their valuable feedback both on our preregistration and the manuscript, that greatly improved this piece of research. We are grateful to the members of the Department of Human Behavior, Ecology and Culture at the Max Planck Institute for Evolutionary Anthropology for feedback during the early stages of this project.

**References**

- Alexander, Richard D. 1974. "The Evolution of Social Behavior." *Annual Review of Ecology and Systematics* 5 (1). Annual Reviews 4139 El Camino Way, PO Box 10139, Palo Alto, CA 94303-0139, USA: 325–83.
- Altmann, Jeanne, and Susan C Alberts. 2003. "Variability in Reproductive Success Viewed from a Life-History Perspective in Baboons." *American Journal of Human Biology* 15 (3). Wiley Online Library: 401–9.

- 1406 Balasubramaniam, Krishna N, Katharina Dittmar, Carol M Berman, Marina Butovskaya, Mathew A Cooper,  
1407 Bonaventura Majolo, Hideshi Ogawa, Gabriele Schino, Bernard Thierry, and Frans BM De Waal. 2012.  
1408 "Hierarchical Steepness, Counter-Aggression, and Macaque Social Style Scale." *American Journal of*  
1409 *Primatology* 74 (10). Wiley Online Library: 915–25.
- 1410 Barsbai, Toman, Dieter Lukas, and Andreas Pondorfer. 2021. "Local Convergence of Behavior Across  
1411 Species." *Science* 371 (6526). American Association for the Advancement of Science: 292–95.
- 1412 Bercovitch, Fred B. 1991. "Social Stratification, Social Strategies, and Reproductive Success in Primates."  
1413 *Ethology and Sociobiology* 12 (4). Elsevier: 315–33.
- 1414 Bergstrom, Mackenzie L, and Linda M Fedigan. 2010. "Dominance Among Female White-Faced Capuchin  
1415 Monkeys (*Cebus Capucinus*): Hierarchical Linearity, Nepotism, Strength and Stability." *Behaviour*. JS-  
1416 TOR, 899–931.
- 1417 Botero, Carlos A, Roi Dor, Christy M McCain, and Rebecca J Safran. 2014. "Environmental Harshness Is  
1418 Positively Correlated with Intraspecific Divergence in Mammals and Birds." *Molecular Ecology* 23 (2).  
1419 Wiley Online Library: 259–68.
- 1420 Brown, Gillian R, and Joan B Silk. 2002. "Reconsidering the Null Hypothesis: Is Maternal Rank Associated  
1421 with Birth Sex Ratios in Primate Groups?" *Proceedings of the National Academy of Sciences* 99 (17).  
1422 National Acad Sciences: 11252–55.
- 1423 Burgin, Connor J, Jocelyn P Colella, Philip L Kahn, and Nathan S Upham. 2018. "How Many Species of  
1424 Mammals Are There?" *Journal of Mammalogy* 99 (1). Oxford University Press US: 1–14.
- 1425 Cameron, Elissa Z, Trine H Setsaas, and Wayne L Linklater. 2009. "Social Bonds Between Unrelated  
1426 Females Increase Reproductive Success in Feral Horses." *Proceedings of the National Academy of*  
1427 *Sciences* 106 (33). National Acad Sciences: 13850–53.
- 1428 Cant, Michael A, and Rufus A Johnstone. 1999. "Costly Young and Reproductive Skew in Animal Societies."  
1429 *Behavioral Ecology* 10 (2). Oxford University Press: 178–84.
- 1430 Cavigelli, SA, T Dubovick, W Levash, A Jolly, and A Pitts. 2003. "Female Dominance Status and Fecal  
1431 Corticoids in a Cooperative Breeder with Low Reproductive Skew: Ring-Tailed Lemurs (*Lemur Catta*)."  
1432 *Hormones and Behavior* 43 (1). Elsevier: 166–79.
- 1433 Chamberlain, Scott A, Stephen M Hovick, Christopher J Dibble, Nick L Rasmussen, Benjamin G Van Allen,  
1434 Brian S Maitner, Jeffrey R Ahern, et al. 2012. "Does Phylogeny Matter? Assessing the Impact of  
1435 Phylogenetic Information in Ecological Meta-Analysis." *Ecology Letters* 15 (6). Wiley Online Library:  
1436 627–36.
- 1437 Cheney, Dorothy L, Robert M Seyfarth, Julia Fischer, J Beehner, T Bergman, SE Johnson, Dawn M Kitchen,  
1438 RA Palombit, D Rendall, and Joan B Silk. 2004. "Factors Affecting Reproduction and Mortality Among  
1439 Baboons in the Okavango Delta, Botswana." *International Journal of Primatology* 25 (2). Springer: 401–  
1440 28.
- 1441 Clutton-Brock, T, and E Huchard. 2013. "Social Competition and Its Consequences in Female Mammals."  
1442 *Journal of Zoology* 289 (3). Wiley Online Library: 151–71.
- 1443 Clutton-Brock, Tim H, Sarah J Hodge, Tom P Flower, Goran F Spong, and Andrew J Young. 2010. "Adaptive  
1444 Suppression of Subordinate Reproduction in Cooperative Mammals." *The American Naturalist* 176 (5).  
1445 The University of Chicago Press: 664–73.
- 1446 Cowlshaw, Guy, and Robin IM Dunbar. 1991. "Dominance Rank and Mating Success in Male Primates."  
1447 *Animal Behaviour* 41 (6). Elsevier: 1045–56.

- 1448 Datta, Saroj. 1988. "The Acquisition of Dominance Among Free-Ranging Rhesus Monkey Siblings." *Animal*  
1449 *Behaviour* 36 (3). Elsevier: 754–72.
- 1450 Digby, Leslie J, Stephen F Ferrari, and Wendy Saltzman. 2006. "The Role of Competition in Cooperatively  
1451 Breeding Species." *Primates in Perspective*. Oxford University Press, New York. Citeseer, 85–106.
- 1452 Drummond, Alexei J, Marc A Suchard, Dong Xie, and Andrew Rambaut. 2012. "Bayesian Phylogenetics  
1453 with BEAUti and the BEAST 1.7." *Molecular Biology and Evolution* 29 (8). Oxford University Press:  
1454 1969–73.
- 1455 Ellis, Lee. 1995. "Dominance and Reproductive Success Among Nonhuman Animals: A Cross-Species  
1456 Comparison." *Ethology and Sociobiology* 16 (4). Elsevier: 257–333.
- 1457 Fedigan, Linda Marie. 1983. "Dominance and Reproductive Success in Primates." *American Journal of*  
1458 *Physical Anthropology* 26 (S1). Wiley Online Library: 91–129.
- 1459 Fedigan, Linda Marie, and Katharine M Jack. 2013. "Sexual Conflict in White-Faced Capuchins." *Evolution's*  
1460 *Empress*, Eds Fisher ML, Garcia JR (Oxford Univ Press, New York), 281–303.
- 1461 Fortunato, Laura. 2019. "Lineal Kinship Organization in Cross-Specific Perspective." *Philosophical Trans-*  
1462 *actions of the Royal Society B* 374 (1780). The Royal Society: 20190005.
- 1463 Frank, Laurence G. 1986. "Social Organization of the Spotted Hyaena *Crocuta Crocuta*. II. Dominance and  
1464 Reproduction." *Animal Behaviour* 34 (5). Elsevier: 1510–27.
- 1465 Giles, Sarah L, Christine J Nicol, Patricia A Harris, and Sean A Rands. 2015. "Dominance Rank Is As-  
1466 sociated with Body Condition in Outdoor-Living Domestic Horses (*Equus Caballus*)." *Applied Animal*  
1467 *Behaviour Science* 166. Elsevier: 71–79.
- 1468 Holekamp, Kay E, and Laura Smale. 1991. "Dominance Acquisition During Mammalian Social Development:  
1469 The 'Inheritance' of Maternal Rank." *American Zoologist* 31 (2). Oxford University Press UK: 306–17.
- 1470 Holekamp, Kay E, Jennifer E Smith, Christopher C Strelloff, Russell C Van Horn, and Heather E Watts. 2012.  
1471 "Society, Demography and Genetic Structure in the Spotted Hyena." *Molecular Ecology* 21 (3). Wiley  
1472 Online Library: 613–32.
- 1473 Huchard, Elise, Sinead English, Matt BV Bell, Nathan Thavarajah, and Tim Clutton-Brock. 2016. "Competi-  
1474 tive Growth in a Cooperative Mammal." *Nature* 533 (7604). Nature Publishing Group: 532–34.
- 1475 Isaac, Joanne L. 2005. "Potential Causes and Life-History Consequences of Sexual Size Dimorphism in  
1476 Mammals." *Mammal Review* 35 (1). Wiley Online Library: 101–15.
- 1477 Jarman, Peter. 1983. "Mating System and Sexual Dimorphism in Large Terrestrial, Mammalian Herbivores."  
1478 *Biological Reviews* 58 (4). Wiley Online Library: 485–520.
- 1479 Jones, Kate E, Jon Bielby, Marcel Cardillo, Susanne A Fritz, Justin O'Dell, C David L Orme, Kamran Safi,  
1480 et al. 2009. "PanTHERIA: A Species-Level Database of Life History, Ecology, and Geography of Extant  
1481 and Recently Extinct Mammals: Ecological Archives E090-184." *Ecology* 90 (9). Wiley Online Library:  
1482 2648–48.
- 1483 Kappeler, Peter M, Charles L Nunn, Alexander Q Vining, and Steven M Goodman. 2019. "Evolutionary  
1484 Dynamics of Sexual Size Dimorphism in Non-Volant Mammals Following Their Independent Colonization  
1485 of Madagascar." *Scientific Reports* 9 (1). Nature Publishing Group: 1–14.
- 1486 Kokko, Hanna, and Rufus A Johnstone. 1999. "Social Queuing in Animal Societies: A Dynamic Model of  
1487 Reproductive Skew." *Proceedings of the Royal Society of London. Series B: Biological Sciences* 266  
1488 (1419). The Royal Society: 571–78.
- 1489 Kurz, Solomon. 2019. *Statistical Rethinking with Brms, Ggplot2, and the Tidyverse*. available at:



- 1490 <https://solomonkurz.netlify.com/post/bayesian-meta-analysis/>.
- 1491 Lajeunesse, Marc J, J Koricheva, J Gurevitch, and K Mengersen. 2013. "Recovering Missing or Partial Data  
1492 from Studies: A Survey of Conversions and Imputations for Meta-Analysis." *Handbook of Meta-Analysis  
1493 in Ecology and Evolution*. Princeton University Press: Princeton, New Jersey, 195–206.
- 1494 Lakens, Daniël. 2013. "Calculating and Reporting Effect Sizes to Facilitate Cumulative Science: A Practical  
1495 Primer for t-Tests and ANOVAs." *Frontiers in Psychology* 4. Frontiers: 863.
- 1496 Lea, Amanda J, Niki H Learn, Marcus J Theus, Jeanne Altmann, and Susan C Alberts. 2014. "Complex  
1497 Sources of Variance in Female Dominance Rank in a Nepotistic Society." *Animal Behaviour* 94. Elsevier:  
1498 87–99.
- 1499 Lemaître, Jean-François, Victor Ronget, and Jean-Michel Gaillard. 2020. "Female Reproductive Senes-  
1500 cence Across Mammals: A High Diversity of Patterns Modulated by Life History and Mating Traits."  
1501 *Mechanisms of Ageing and Development* 192. Elsevier: 111377.
- 1502 Lewontin, Richard C, and Daniel Cohen. 1969. "On Population Growth in a Randomly Varying Environment."  
1503 *Proceedings of the National Academy of Sciences* 62 (4). National Acad Sciences: 1056–60.
- 1504 Loison, Anne, Jean-Michel Gaillard, Christophe Pélabon, and Nigel Gilles Yoccoz. 1999. "What Factors  
1505 Shape Sexual Size Dimorphism in Ungulates?" *Evolutionary Ecology Research* 1 (5). Evolutionary  
1506 Ecology, Ltd.: 611–33.
- 1507 Lukas, Dieter, and Tim Clutton-Brock. 2012. "Cooperative Breeding and Monogamy in Mammalian Soci-  
1508 eties." *Proceedings of the Royal Society B: Biological Sciences* 279 (1736). The Royal Society: 2151–  
1509 56.
- 1510 ———. 2014. "Costs of Mating Competition Limit Male Lifetime Breeding Success in Polygynous Mammals."  
1511 *Proceedings of the Royal Society B: Biological Sciences* 281 (1786). The Royal Society: 20140418.
- 1512 ———. 2017. "Climate and the Distribution of Cooperative Breeding in Mammals." *Royal Society Open  
1513 Science* 4 (1). The Royal Society Publishing: 160897.
- 1514 ———. 2018. "Social Complexity and Kinship in Animal Societies." *Ecology Letters* 21 (8). Wiley Online  
1515 Library: 1129–34.
- 1516 Lukas, Dieter, and Elise Huchard. 2014. "The Evolution of Infanticide by Males in Mammalian Societies."  
1517 *Science* 346 (6211). American Association for the Advancement of Science: 841–44.
- 1518 ———. 2019. "The Evolution of Infanticide by Females in Mammals." *Philosophical Transactions of the  
1519 Royal Society B* 374 (1780). The Royal Society: 20180075.
- 1520 Lukas, Dieter, Vernon Reynolds, Christophe Boesch, and Linda Vigilant. 2005. "To What Extent Does Living  
1521 in a Group Mean Living with Kin?" *Molecular Ecology* 14 (7). Wiley Online Library: 2181–96.
- 1522 Majolo, Bonaventura, Julia Lehmann, Aurora de Bortoli Vizioli, and Gabriele Schino. 2012. "Fitness-Related  
1523 Benefits of Dominance in Primates." *American Journal of Physical Anthropology* 147 (4). Wiley Online  
1524 Library: 652–60.
- 1525 McElreath, Richard. 2020. *Statistical Rethinking: A Bayesian Course with Examples in r and Stan*. CRC  
1526 press.
- 1527 Nakagawa, Shinichi, Malgorzata Lagisz, Michael D Jennions, Julia Koricheva, Daniel Noble, Timothy H  
1528 Parker, Alfredo Sánchez-Tójar, Yefeng Yang, and Rose E O'Dea. 2021. "Methods for Testing Publication  
1529 Bias in Ecological and Evolutionary Meta-Analyses." *EcoEvoRxiv*.
- 1530 Nakagawa, Shinichi, Malgorzata Lagisz, Rose E O'Dea, Joanna Rutkowska, Yefeng Yang, Daniel WA Noble,  
1531 and Alistair M Senior. 2021. "The Orchard Plot: Cultivating a Forest Plot for Use in Ecology, Evolution,

- 1532 and Beyond.” *Research Synthesis Methods* 12 (1). Wiley Online Library: 4–12.
- 1533 Nakagawa, Shinichi, and Eduardo SA Santos. 2012. “Methodological Issues and Advances in Biological  
1534 Meta-Analysis.” *Evolutionary Ecology* 26 (5). Springer: 1253–74.
- 1535 Pandit, Sagar A, and Carel P van Schaik. 2003. “A Model for Leveling Coalitions Among Primate Males:  
1536 Toward a Theory of Egalitarianism.” *Behavioral Ecology and Sociobiology* 55 (2). Springer: 161–68.
- 1537 Paradis, Emmanuel, and Klaus Schliep. 2019. “Ape 5.0: An Environment for Modern Phylogenetics and  
1538 Evolutionary Analyses in r.” *Bioinformatics* 35 (3). Oxford University Press: 526–28.
- 1539 Preston, Carrol, Deborah Ashby, and Rosalind Smyth. 2004. “Adjusting for Publication Bias: Modelling the  
1540 Selection Process.” *Journal of Evaluation in Clinical Practice* 10 (2). Wiley Online Library: 313–22.
- 1541 Pusey, Anne. 2012. “Magnitude and Sources of Variation in Female Reproductive Performance.” *The  
1542 Evolution of Primate Societies*. University of Chicago Press Chicago, IL, 343–66.
- 1543 Pusey, Anne, Jennifer Williams, and Jane Goodall. 1997. “The Influence of Dominance Rank on the Repro-  
1544 ductive Success of Female Chimpanzees.” *Science* 277 (5327). American Association for the Advance-  
1545 ment of Science: 828–31.
- 1546 R Core Team. 2020. “R: A Language and Environment for Statistical Computing.” Vienna, Austria: R  
1547 Foundation for Statistical Computing. <https://www.R-project.org/>.
- 1548 Riehl, Christina. 2017. “Kinship and Incest Avoidance Drive Patterns of Reproductive Skew in Cooperatively  
1549 Breeding Birds.” *The American Naturalist* 190 (6). University of Chicago Press Chicago, IL: 774–85.
- 1550 Rubenstein, Dustin R, Carlos A Botero, and Eileen A Lacey. 2016. “Discrete but Variable Structure of Animal  
1551 Societies Leads to the False Perception of a Social Continuum.” *Royal Society Open Science* 3 (5). The  
1552 Royal Society: 160147.
- 1553 Rutberg, Allen T, and Stacey A Greenberg. 1990. “Dominance, Aggression Frequencies and Modes of  
1554 Aggressive Competition in Feral Pony Mares.” *Animal Behaviour* 40 (2). Elsevier: 322–31.
- 1555 Smith, Richard J. 1999. “Statistics of Sexual Size Dimorphism.” *Journal of Human Evolution* 36 (4). Elsevier:  
1556 423–58.
- 1557 Smith, Richard J, and James M Cheverud. 2002. “Scaling of Sexual Dimorphism in Body Mass: A Phylo-  
1558 genetic Analysis of Rensch’s Rule in Primates.” *International Journal of Primatology* 23 (5). Springer:  
1559 1095–135.
- 1560 Snyder, Robin E, and Stephen P Ellner. 2018. “Pluck or Luck: Does Trait Variation or Chance Drive Varia-  
1561 tion in Lifetime Reproductive Success?” *The American Naturalist* 191 (4). University of Chicago Press  
1562 Chicago, IL: E90–107.
- 1563 Solomon, Nancy G, Jeffrey A French, et al. 1997. *Cooperative Breeding in Mammals*. Cambridge University  
1564 Press.
- 1565 Stan Development Team. 2020. “Stan Modeling Language Users Guide and Reference Manual.” <https://mc-stan.org>.
- 1566
- 1567 Stockley, P. 2003. “Female Multiple Mating Behaviour, Early Reproductive Failure and Litter Size Variation  
1568 in Mammals.” *Proceedings of the Royal Society of London. Series B: Biological Sciences* 270 (1512).  
1569 The Royal Society: 271–78.
- 1570 Stockley, Paula, and Jakob Bro-Jørgensen. 2011. “Female Competition and Its Evolutionary Consequences  
1571 in Mammals.” *Biological Reviews* 86 (2). Wiley Online Library: 341–66.
- 1572 Strauss, Eli D, Alex R DeCasien, Gabriela Galindo, Elizabeth A Hobson, Daizaburo Shizuka, and James P  
1573 Curley. 2022. “DomArchive: A Century of Published Dominance Data.” *Philosophical Transactions of*

- 1574 *the Royal Society B* 377 (1845). The Royal Society: 20200436.
- 1575 Swedell, Larissa, Liane Leedom, Julian Saunders, and Mathew Pines. 2014. "Sexual Conflict in a Polygy-
- 1576 nous Primate: Costs and Benefits of a Male-Imposed Mating System." *Behavioral Ecology and Sociobi-*
- 1577 *ology* 68 (2). Springer: 263–73.
- 1578 Thierry, Bernard. 2007. "Unity in Diversity: Lessons from Macaque Societies." *Evolutionary Anthropology:*
- 1579 *Issues, News, and Reviews: Issues, News, and Reviews* 16 (6). Wiley Online Library: 224–38.
- 1580 Thouless, CR, and FE Guinness. 1986. "Conflict Between Red Deer Hinds: The Winner Always Wins."
- 1581 *Animal Behaviour* 34 (4). Elsevier: 1166–71.
- 1582 Tibbetts, Elizabeth A, Juanita Pardo-Sanchez, and Chloe Weise. 2022. "The Establishment and Mainte-
- 1583 nance of Dominance Hierarchies." *Philosophical Transactions of the Royal Society B* 377 (1845). The
- 1584 Royal Society: 20200450.
- 1585 Upham, Nathan S, Jacob A Esselstyn, and Walter Jetz. 2019. "Inferring the Mammal Tree: Species-Level
- 1586 Sets of Phylogenies for Questions in Ecology, Evolution, and Conservation." *PLoS Biology* 17 (12).
- 1587 Public Library of Science.
- 1588 Van Noordwijk, Maria A, and Carel P Van Schaik. 1988. "Scramble and Contest in Feeding Competition
- 1589 Among Female Long-Tailed Macaques (*Macaca Fascicularis*)." *Behaviour* 105 (1-2). Brill: 77–98.
- 1590 Vehrencamp, Sandra L. 1983. "A Model for the Evolution of Despotic Versus Egalitarian Societies." *Animal*
- 1591 *Behaviour* 31 (3). Elsevier: 667–82.
- 1592 Viechtbauer, Wolfgang. 2010. "Conducting Meta-Analyses in r with the Metafor Package." *Journal of Sta-*
- 1593 *tistical Software* 36 (3). UCLA Statistics: 1–48.
- 1594 Ward, Ashley, and Mike Webster. 2016. *Sociality: The Behaviour of Group-Living Animals*. Springer.
- 1595 West, Mary Jane. 1967. "Foundress Associations in Polistine Wasps: Dominance Hierarchies and the Evo-
- 1596 lution of Social Behavior." *Science* 157 (3796). American Association for the Advancement of Science:
- 1597 1584–85.
- 1598 Williams, George C. 1966. *Adaptation and Natural Selection: A Critique of Some Current Evolutionary*
- 1599 *Thought*. Vol. 833082108. Princeton science library OCLC.
- 1600 Wilman, Hamish, Jonathan Belmaker, Jennifer Simpson, Carolina De La Rosa, Marcelo M Rivadeneira,
- 1601 and Walter Jetz. 2014. "EltonTraits 1.0: Species-Level Foraging Attributes of the World's Birds and
- 1602 Mammals: Ecological Archives E095-178." *Ecology* 95 (7). Wiley Online Library: 2027–27.
- 1603 Wilson, D. B. 2019. *Practical Meta-Analysis Effect Size Calculator [Online Calculator]*. retrieved
- 1604 from: [https://www.campbellcollaboration.org/research-resources/research-for-resources/effect-size-](https://www.campbellcollaboration.org/research-resources/research-for-resources/effect-size-calculator.html)
- 1605 [calculator.html](https://www.campbellcollaboration.org/research-resources/research-for-resources/effect-size-calculator.html).

# Supplement: The effect of dominance rank on female reproductive success in social mammals

Shivani, Elise Huchard, Dieter Lukas

07/10/2021

## Supplementary data

**Data Table.** References for the effect sizes of dominance rank on female reproductive success, for the dominance system in a given population, and for the average relatedness among females in social groups in a given population.

Id	Species	Reference effect size	Reference dominance system	Reference relatedness
1	<i>Cervus elaphus</i>	(Clutton-Brock, et al. 1984)	(HALL, 2010)	(Nussey, et al., 2005)
2	<i>Crocuta crocuta</i>	(Holekamp, et al., 1996)	(Hofer and East, 2003)	(Horn, et al., 2004)
3	<i>Macaca arctoides</i>	(Nieuwenhuijsen, et al., 1985)	(HOLEKAMP and SMALE, 1991)	NA
4	<i>Macaca fuscata</i>	(Gouzoules, et al. 1982)	(Koyama et al. 2003)	(Baxter and Fedigan, 1979)
5	<i>Macaca fuscata</i>	(Takahata, et al., 1998)	(Koyama et al. 2003)	(Nakagawa, et al., 2015)
6	<i>Macaca fuscata</i>	(Takahata, et al., 1998)	(Koyama et al. 2003)	(Nakagawa, et al., 2015)
7	<i>Macaca fuscata</i>	(Takahata, et al., 1998)	(Koyama et al. 2003)	(Nakagawa, et al., 2015)
8	<i>Macaca mulatta</i>	(Drickamer, 1974)	(Deutsch and Lee, 1991)	NA
9	<i>Mandrillus sphinx</i>	(Setchell, et al. 2005)	(Setchell et al. 2002)	NA
10	<i>Papio cynocephalus</i>	(, 2021)	(Packer, et al., 1995)	NA
11	<i>Papio cynocephalus</i>	(Wasser, et al., 2004)	(Packer, et al., 1995)	(Wasser and Starling, 1988)
12	<i>Rangifer tarandus</i>	(Holand, et al., 2004)	(Holand, et al., 2004)	(Djakovifa et al., 2011)
13	<i>Callithrix jacchus</i>	(Sousa, et al., 2005)	(Digby, 1995)	(Nievergelt et al. 2009)
14	<i>Chlorocebus aethiops</i>	(Fairbanks and McGuire, 1984)	(HOLEKAMP and SMALE, 1991)	(Fairbanks, et al., 2011)
15	<i>Chlorocebus aethiops</i>	(Fairbanks and McGuire, 1984)	(HOLEKAMP and SMALE, 1991)	(Fairbanks, et al., 2011)
16	<i>Crocuta crocuta</i>	(Holekamp, et al., 1996)	(Hofer and East, 2003)	(Horn, et al., 2004)
17	<i>Crocuta crocuta</i>	(Holekamp, et al., 1996)	(Hofer and East, 2003)	(Horn, et al., 2004)
18	<i>Lemur catta</i>	(Takahata, et al., 2007)	(Taylor and Sussman, 1985)	(Parga, et al., 2015)
19	<i>Macaca fuscata</i>	(Gouzoules, et al. 1982)	(Koyama et al. 2003)	(Baxter and Fedigan, 1979)
20	<i>Macaca fuscata</i>	(Gouzoules, et al. 1982)	(Koyama et al. 2003)	(Baxter and Fedigan, 1979)
21	<i>Macaca fuscata</i>	(Wolfe, 1984)	(Koyama et al. 2003)	(Koyama et al. 2003)
22	<i>Macaca sylvanus</i>	(Kümmerli and Martin, 2005)	(Paul and Kuester, 1987)	(Kuemmerli and Martin, 2008)
23	<i>Macaca sylvanus</i>	(Kümmerli and Martin, 2005)	(Paul and Kuester, 1987)	(Kuemmerli and Martin, 2008)
24	<i>Mesocricetus auratus</i>	(Huck, Lisk, and McKay, 1988)	(Huck, Lisk, and McKay, 1988)	(Huck, Lisk, and McKay, 1988)
25	<i>Mesocricetus auratus</i>	(Huck, Lisk, and McKay, 1988)	(Huck, Lisk, and McKay, 1988)	(Huck, Lisk, and McKay, 1988)

26	<i>Mesocricetus auratus</i>	(Huck, Lisk, and McKay, 1988)	(Huck, Lisk, and McKay, 1988)	(Huck, Lisk, and McKay, 1988)
27	<i>Oreamnos americanus</i>	(Cote and Festa-Bianchet, 2001)	(Cote, 2000)	(Shafer, et al., 2012)
28	<i>Oryctolagus cuniculus</i>	(von Holst, et al., 2002)	(von Holst, et al., 2002)	(Surrridge, et al., 1999)
29	<i>Oryctolagus cuniculus</i>	(von Holst, et al., 2002)	(von Holst, et al., 2002)	(Surrridge, et al., 1999)
30	<i>Papio cynocephalus</i>	(Wasser, et al., 2004)	(Packer, Collins, Sindimwo, et al., 1995)	(Wasser and Starling, 1988)
31	<i>Semnopithecus entellus</i>	(Borries, et al. 1991)	(Borries, Sommer, and Srivastava, 1991)	NA
32	<i>Rangifer tarandus</i>	(Holand, et al., 2004)	(Holand, Gjonstein, Losvar, et al., 2004)	(Djakovifa et al., 2011)
33	<i>Sciurus vulgaris</i>	(Wauters and Dhondt, 1989)	(Wauters and Dhondt, 1989)	NA
34	<i>Sciurus vulgaris</i>	(Wauters and Dhondt, 1989)	(Wauters and Dhondt, 1989)	NA
35	<i>Theropithecus gelada</i>	(DUNBAR and DUNBAR, 1977)	(Dunbar, 1980)	(Snyder-Mackler, et al., 2014)
36	<i>Papio ursinus</i>	(Cheney et al. 2006)	(HOLEKAMP and SMALE, 1991)	(Silk, Cheney, and Seyfarth, 1999)
37	<i>Papio ursinus</i>	(Bulger and Hamilton, 1987)	(HOLEKAMP and SMALE, 1991)	(Silk, Cheney, and Seyfarth, 1999)
38	<i>Papio ursinus</i>	(Bulger and Hamilton, 1987)	(HOLEKAMP and SMALE, 1991)	(Silk, Cheney, and Seyfarth, 1999)
39	<i>Cervus elaphus</i>	(Clutton-Brock, et al., 1984)	(HALL, 2010)	(Nussey, et al., 2005)
40	<i>Crocuta crocuta</i>	(Holekamp, et al. 1996)	(Hofer and East, 2003)	(Horn, et al., 2004)
41	<i>Gorilla beringei</i>	(Robbins, et al., 2007)	(Robbins, et al., 2007)	(Watts, 1994)
42	<i>Lemur catta</i>	(Takahata, et al., 2007)	(Taylor and Sussman, 1985)	(Parga, et al., 2015)
43	<i>Macaca fascicularis</i>	(VanNoordwijk & VanSchaik, 1999)	(van Noordwijk and van Schaik, 1987)	(Ruiter and Geffen, 1998)
44	<i>Macaca fascicularis</i>	(VanNoordwijk & VanSchaik, 1999)	(van Noordwijk and van Schaik, 1987)	(Ruiter and Geffen, 1998)
45	<i>Macaca fascicularis</i>	(VanNoordwijk & VanSchaik, 1999)	(van Noordwijk and van Schaik, 1987)	(Ruiter and Geffen, 1998)
46	<i>Macaca fascicularis</i>	(VanNoordwijk & VanSchaik, 1999)	(van Noordwijk and van Schaik, 1987)	(Ruiter and Geffen, 1998)
47	<i>Macaca fascicularis</i>	(VanNoordwijk & VanSchaik, 1999)	(van Noordwijk and van Schaik, 1987)	(Ruiter and Geffen, 1998)
48	<i>Macaca fascicularis</i>	(VanNoordwijk & VanSchaik, 1999)	(van Noordwijk and van Schaik, 1987)	(Ruiter and Geffen, 1998)
49	<i>Macaca fascicularis</i>	(VanNoordwijk & VanSchaik, 1999)	(van Noordwijk and van Schaik, 1987)	(Ruiter and Geffen, 1998)
50	<i>Macaca fascicularis</i>	(VanNoordwijk & VanSchaik, 1999)	(van Noordwijk and van Schaik, 1987)	(Ruiter and Geffen, 1998)
51	<i>Macaca fascicularis</i>	(VanNoordwijk & VanSchaik, 1999)	(van Noordwijk and van Schaik, 1987)	(Ruiter and Geffen, 1998)
52	<i>Macaca fascicularis</i>	(VanNoordwijk & VanSchaik, 1999)	(van Noordwijk and van Schaik, 1987)	(Ruiter and Geffen, 1998)
53	<i>Macaca fascicularis</i>	(VanNoordwijk & VanSchaik, 1999)	(van Noordwijk and van Schaik, 1987)	(Ruiter and Geffen, 1998)
54	<i>Macaca fascicularis</i>	(VanNoordwijk & VanSchaik, 1999)	(van Noordwijk and van Schaik, 1987)	(Ruiter and Geffen, 1998)
55	<i>Macaca fascicularis</i>	(VanNoordwijk & VanSchaik, 1999)	(van Noordwijk and van Schaik, 1987)	(Ruiter and Geffen, 1998)
56	<i>Macaca fascicularis</i>	(VanNoordwijk & VanSchaik, 1999)	(van Noordwijk and van Schaik, 1987)	(Ruiter and Geffen, 1998)
57	<i>Macaca fascicularis</i>	(VanNoordwijk & VanSchaik, 1999)	(van Noordwijk and van Schaik, 1987)	(Ruiter and Geffen, 1998)
58	<i>Macaca fascicularis</i>	(VanNoordwijk & VanSchaik, 1999)	(van Noordwijk and van Schaik, 1987)	(Ruiter and Geffen, 1998)
59	<i>Macaca fascicularis</i>	(VanNoordwijk & VanSchaik, 1999)	(van Noordwijk and van Schaik, 1987)	(Ruiter and Geffen, 1998)
60	<i>Macaca fascicularis</i>	(VanNoordwijk & VanSchaik, 1999)	(van Noordwijk and van Schaik, 1987)	(Ruiter and Geffen, 1998)
61	<i>Macaca fascicularis</i>	(VanNoordwijk & VanSchaik, 1999)	(van Noordwijk and van Schaik, 1987)	(Ruiter and Geffen, 1998)
62	<i>Macaca fascicularis</i>	(VanNoordwijk & VanSchaik, 1999)	(van Noordwijk and van Schaik, 1987)	(Ruiter and Geffen, 1998)
63	<i>Macaca fascicularis</i>	(VanNoordwijk & VanSchaik, 1999)	(van Noordwijk and van Schaik, 1987)	(Ruiter and Geffen, 1998)
64	<i>Macaca fuscata</i>	(Takahata, et al., 1998)	(Koyama et al. 2003)	(Nakagawa, et al., 2015)
65	<i>Macaca mulatta</i>	(Meikle and Vessey, 1988)	(Deutsch and Lee, 1991)	NA
66	<i>Oreamnos americanus</i>	(Cote and Festa-Bianchet, 2001)	(Fa, 2000)	(Shafer, et al., 2012)
67	<i>Oreamnos americanus</i>	(Cote and Festa-Bianchet, 2001)	(Fa, 2000)	(Shafer, et al., 2012)
68	<i>Oryctolagus cuniculus</i>	(von Holst, et al., 2002)	(von Holst, et al., 2002)	(Surrridge, et al., 1999)
69	<i>Pan troglodytes</i>	(Pusey, 1997)	(Wittig et al. 2003)	(Vigilant, et al., 2001)

70	Papio_anubis	(Packer, et al., 1995)	(Johnson, 1987)	(Kopp 2015)
71	Papio_anubis	(Packer, et al., 1995)	(Johnson, 1987)	(Kopp 2015)
72	Papio_anubis	(Packer, et al., 1995)	(Johnson, 1987)	(Kopp 2015)
73	Papio_anubis	(Packer, et al., 1995)	(Johnson, 1987)	(Kopp 2015)
74	Papio_anubis	(Packer, et al., 1995)	(Johnson, 1987)	(Kopp 2015)
75	Papio_cynocephalus	(Wasser, et al., 2004)	(Packer, Collins, Sindimwo, et al., 1995)	(Wasser and Starling, 1988)
76	Papio_cynocephalus	(Silk, 2003)	(Packer, Collins, Sindimwo, et al., 1995)	(Horn, et al., 2007)
77	Papio_cynocephalus	(Silk, 2003)	(Packer, Collins, Sindimwo, et al., 1995)	(Horn, et al., 2007)
78	Semnopithecus_entellus	(Borries, et al., 1991)	(Borries, Sommer, and Srivastava, 1991)	NA
79	Semnopithecus_entellus	(Borries, et al., 1991)	(Borries, Sommer, and Srivastava, 1991)	NA
80	Crocota_crocota	(Hofer and East, 2003)	(Hofer and East, 2003)	NA
81	Papio_ursinus	(Cheney et al. 2006)	(HOLEKAMP and SMALE, 1991)	(Silk, et al., 1999)
82	Papio_ursinus	(Cheney et al. 2006)	(HOLEKAMP and SMALE, 1991)	(Silk, et al., 1999)
83	Papio_ursinus	(Bulger and Hamilton, 1987)	(HOLEKAMP and SMALE, 1991)	(Silk, et al., 1999)
84	Papio_ursinus	(Bulger and Hamilton, 1987)	(HOLEKAMP and SMALE, 1991)	(Silk, et al., 1999)
85	Macaca_fuscata	(Gouzoules, et al., 1982)	(Koyama et al. 2003)	(Baxter and Fedigan, 1979)
86	Macaca_fuscata	(Takahata, et al., 1998)	(Koyama et al. 2003)	(Nakagawa, et al., 2015)
87	Mandrillus_sphinx	(Setchell et al. 2002)	(Setchell et al. 2002)	NA
88	Papio_anubis	(Cheney et al. 2006)	(Johnson, 1987)	NA
89	Papio_ursinus	NA	(HOLEKAMP and SMALE, 1991)	(Silk, et al., 1999)
90	Papio_ursinus	(Cheney et al. 2006)	(HOLEKAMP and SMALE, 1991)	(Silk, et al., 1999)
91	Chlorocebus_aethiops	(Fairbanks and McGuire, 1984)	(HOLEKAMP and SMALE, 1991)	(Fairbanks, et al., 2011)
92	Crocota_crocota	(Holekamp, et al., 1996)	(Hofer and East, 2003)	(Horn, et al., 2004)
93	Crocota_crocota	(Holekamp, et al., 1996)	(Hofer and East, 2003)	(Horn, et al., 2004)
94	Crocota_crocota	(Holekamp, et al., 1996)	(Hofer and East, 2003)	(Horn, et al., 2004)
95	Crocota_crocota	(Holekamp, et al., 1996)	(Hofer and East, 2003)	(Horn, et al., 2004)
96	Crocota_crocota	(Holekamp, et al., 1996)	(Hofer and East, 2003)	(Horn, et al., 2004)
97	Gorilla_beringei	(Robbins, et al., 2007)	(Robbins, et al., 2005)	(Watts, 1994)
98	Macaca_arctoides	(Nieuwenhuijsen, et al., 1985)	(HOLEKAMP and SMALE, 1991)	NA
99	Mandrillus_sphinx	(Setchell et al. 2002)	(Setchell et al. 2002)	NA
100	Mandrillus_sphinx	(Setchell et al. 2002)	(Setchell et al. 2002)	NA
101	Papio_anubis	(Packer, et al., 1995)	(Johnson, 1987)	NA
102	Papio_anubis	(Packer, et al., 1995)	(Johnson, 1987)	(Kopp 2015)
103	Papio_anubis	(Packer, et al., 1995)	(Johnson, 1987)	NA
104	Papio_anubis	(Packer, et al., 1995)	(Johnson, 1987)	(Kopp 2015)
105	Papio_anubis	(Garcia, Lee, and Rosetta, 2006)	(Johnson, 1987)	NA
106	Papio_anubis	(Garcia, Lee, and Rosetta, 2006)	(Johnson, 1987)	NA
107	Papio_cynocephalus	(Wasser, et al., 2004)	(Packer, Collins, Sindimwo, et al., 1995)	(Wasser and Starling, 1988)
108	Papio_cynocephalus	(Wasser, et al., 2004)	(Packer, Collins, Sindimwo, et al., 1995)	(Wasser and Starling, 1988)
109	Papio_cynocephalus	(Wasser, et al., 2004)	(Packer, Collins, Sindimwo, et al., 1995)	(Wasser and Starling, 1988)
110	Papio_anubis	(Barton and Whiten, 1993)	(Johnson, 1987)	(Lynch 2016)
111	Papio_ursinus	(Bulger and Hamilton, 1987)	(HOLEKAMP and SMALE, 1991)	(Silk, et al., 1999)
112	Papio_ursinus	(Bulger and Hamilton, 1987)	(HOLEKAMP and SMALE, 1991)	(Silk, et al., 1999)
113	Gorilla_beringei	(Robbins, et al., 2007)	(Robbins, et al., 2005)	(Watts, 1994)

114	<i>Macaca fascicularis</i>	(VanNoordwijk VanSchaik, 1999)	(van Noordwijk and van Schaik, 1987)	(Ruiter and Geffen, 1998)
115	<i>Macaca fascicularis</i>	(VanNoordwijk VanSchaik, 1999)	(van Noordwijk and van Schaik, 1987)	(Ruiter and Geffen, 1998)
116	<i>Macaca fascicularis</i>	(VanNoordwijk VanSchaik, 1999)	(van Noordwijk and van Schaik, 1987)	(Ruiter and Geffen, 1998)
117	<i>Macaca fascicularis</i>	(VanNoordwijk VanSchaik, 1999)	(van Noordwijk and van Schaik, 1987)	(Ruiter and Geffen, 1998)
118	<i>Macaca fascicularis</i>	(VanNoordwijk VanSchaik, 1999)	(van Noordwijk and van Schaik, 1987)	(Ruiter and Geffen, 1998)
119	<i>Macaca fascicularis</i>	(VanNoordwijk VanSchaik, 1999)	(van Noordwijk and van Schaik, 1987)	(Ruiter and Geffen, 1998)
120	<i>Macaca fascicularis</i>	(VanNoordwijk VanSchaik, 1999)	(van Noordwijk and van Schaik, 1987)	(Ruiter and Geffen, 1998)
121	<i>Macaca fascicularis</i>	(VanNoordwijk VanSchaik, 1999)	(van Noordwijk and van Schaik, 1987)	(Ruiter and Geffen, 1998)
122	<i>Macaca fuscata</i>	(Takahata, et al., 1998)	(Koyama et al. 2003)	(Nakagawa, et al., 2015)
123	<i>Macaca fuscata</i>	(Takahata, et al., 1998)	(Koyama et al. 2003)	(Nakagawa, et al., 2015)
124	<i>Macaca fuscata</i>	(Takahata, et al., 1998)	(Koyama et al. 2003)	(Nakagawa, et al., 2015)
125	<i>Macaca fuscata</i>	(Takahata, et al., 1998)	(Koyama et al. 2003)	(Nakagawa, et al., 2015)
126	<i>Mandrillus sphinx</i>	(Setchell, et al., 2005)	(Setchell et al. 2002)	NA
127	<i>Ovis canadensis</i>	(Festa-Bianchet, 1991)	(Festa-Bianchet, 1991)	(Fournier & Festa-Bianchet, 1995)
128	<i>Papio anubis</i>	(Packer, et al., 1995)	(Johnson, 1987)	(Kopp 2015)
129	<i>Papio anubis</i>	(Packer, et al., 1995)	(Johnson, 1987)	(Kopp 2015)
130	<i>Papio cynocephalus</i>	(Wasser, et al., 2004)	(Packer, Collins, Sindimwo, et al., 1995)	(Wasser and Starling, 1988)
131	<i>Crocota crocuta</i>	(Hofer and East, 2003)	(Hofer and East, 2003)	NA
132	<i>Macaca fuscata</i>	(Takahata, 1980)	(Koyama et al. 2003)	(Koyama )2003
133	<i>Oryctolagus cuniculus</i>	(von Holst, Hutzelmeyer, Kaetzke, et al., 2002)	(von Holst, Hutzelmeyer, Kaetzke, et al., 2002)	(Surrridge, et al., 1999)
134	<i>Papio anubis</i>	(Packer, et al., 1995)	(Johnson, 1987)	(Kopp 2015)
135	<i>Papio anubis</i>	(Packer, et al., 1995)	(Johnson, 1987)	(Kopp 2015)
136	<i>Papio cynocephalus</i>	(Wasser, et al., 2004)	(Packer, Collins, Sindimwo, et al., 1995)	(Wasser and Starling, 1988)
137	<i>Papio cynocephalus</i>	(Wasser, et al., 2004)	(Packer, Collins, Sindimwo, et al., 1995)	(Wasser and Starling, 1988)
138	<i>Papio cynocephalus</i>	(Wasser, et al., 2004)	(Packer, Collins, Sindimwo, et al., 1995)	(Wasser and Starling, 1988)
139	<i>Crocota crocuta</i>	(Hofer and East, 2003)	(Hofer and East, 2003)	NA
140	<i>Papio ursinus</i>	(Cheney et al. 2006)	(HOLEKAMP and SMALE, 1991)	(Silk, et al., 1999)
141	<i>Papio ursinus</i>	(Cheney et al. 2006)	(HOLEKAMP and SMALE, 1991)	(Silk, et al., 1999)
142	<i>Cervus elaphus</i>	(Clutton-Brock, et al., 1984)	(HALL, 2010)	(Nussey, et al., 2005)
143	<i>Cervus elaphus</i>	(Clutton-Brock, et al., 1984)	(HALL, 2010)	(Nussey, et al., 2005)
144	<i>Macaca mulatta</i>	(Wilson, et al., 1978)	(Deutsch and Lee, 1991)	(Bernstein and Ehardt, 1986)
145	<i>Macaca mulatta</i>	(Wilson, et al., 1978)	(Deutsch and Lee, 1991)	(Bernstein and Ehardt, 1986)
146	<i>Macaca sinica</i>	(Dittus, 1979)	(Dittus, 1986)	NA
147	<i>Macaca sinica</i>	(Dittus, 1979)	(Dittus, 1986)	NA
148	<i>Lycaon pictus</i>	(Creel, et al., 1997)	(Spiering, et al., 2009)	(Girman, et al., 1997)
149	<i>Fukomys damarensis</i>	(Burland, et al., 2004)	(Gaylard, Harrison, and Bennett, 1998)	(Burland, et al., 2002)
150	<i>Macaca fuscata</i>	(Fedigan, et al., 1986)	(Koyama et al. 2003)	(Baxter and Fedigan, 1979)
151	<i>Macaca fuscata</i>	(Fedigan, et al., 1986)	(Koyama et al. 2003)	(Baxter and Fedigan, 1979)
152	<i>Macaca fuscata</i>	(Fedigan, et al., 1986)	(Koyama et al. 2003)	(Baxter and Fedigan, 1979)
153	<i>Macaca fuscata</i>	(Fedigan, et al., 1986)	(Koyama et al. 2003)	(Baxter and Fedigan, 1979)
154	<i>Helogale parvula</i>	(Keane, et al., 1994)	(Creel, 2005)	(Creel and Waser, 1994)
155	<i>Helogale parvula</i>	(Keane, et al., 1994)	(Creel, 2005)	(Creel and Waser, 1994)
156	<i>Helogale parvula</i>	(Keane, et al., 1994)	(Creel, 2005)	(Creel and Waser, 1994)
157	<i>Marmota caligata</i>	(Wasser and Barash, 1983)	(Patil, Karels, and Hik, 2015)	NA

158	<i>Marmota caligata</i>	(Wasser and Barash, 1983)	(Patil, Karels, and Hik, 2015)	NA
159	<i>Marmota caligata</i>	(Wasser and Barash, 1983)	(Patil, Karels, and Hik, 2015)	NA
160	<i>Marmota caligata</i>	(Wasser and Barash, 1983)	(Patil, Karels, and Hik, 2015)	NA
161	<i>Macaca radiata</i>	(Silk, et al., 1981)	(HOLEKAMP and SMALE, 1991)	NA
162	<i>Macaca radiata</i>	(Silk, et al., 1981)	(HOLEKAMP and SMALE, 1991)	NA
163	<i>Macaca radiata</i>	(Silk, et al., 1981)	(HOLEKAMP and SMALE, 1991)	NA
164	<i>Marmota flaviventris</i>	(Huang, et al., 2011)	(Huang, Wey, and Blumstein, 2011)	(Armitage, et al., 2011)
165	<i>Marmota flaviventris</i>	(Huang, et al., 2011)	(Huang, Wey, and Blumstein, 2011)	(Armitage, et al., 2011)
166	<i>Marmota flaviventris</i>	(Huang, et al., 2011)	(Huang, Wey, and Blumstein, 2011)	(Armitage, et al., 2011)
167	<i>Marmota flaviventris</i>	(Huang, et al., 2011)	(Huang, Wey, and Blumstein, 2011)	(Armitage, et al., 2011)
168	<i>Alouatta palliata</i>	(Glander, 1980)	(Jones, 1980)	NA
169	<i>Alouatta palliata</i>	(Glander, 1980)	(Jones, 1980)	NA
170	<i>Equus quagga</i>	(Pluhacek, and Plausik, 2006)	(Lloyd and Rasa, 1994)	NA
171	<i>Equus quagga</i>	(Pluhacek, and Plausik, 2006)	(Lloyd and Rasa, 1994)	NA
172	<i>Equus zebra</i>	(Lloyd and Rasa, 1989)	(Lloyd and Rasa, 1994)	NA
173	<i>Equus zebra</i>	(Lloyd and Rasa, 1989)	(Lloyd and Rasa, 1994)	NA
174	<i>Equus zebra</i>	(Lloyd and Rasa, 1989)	(Lloyd and Rasa, 1994)	NA
175	<i>Equus zebra</i>	(Lloyd and Rasa, 1989)	(Lloyd and Rasa, 1994)	NA
176	<i>Equus zebra</i>	(Lloyd and Rasa, 1989)	(Lloyd and Rasa, 1994)	NA
177	<i>Equus caballus</i>	(Rubenstein et al. 2009)	(Sinderbrand 2011)	NA
178	<i>Equus caballus</i>	(Rubenstein et al. 2009)	(Sinderbrand 2011)	NA
179	<i>Equus caballus</i>	(Rubenstein et al. 2009)	NA	NA
180	<i>Mirounga angustirostris</i>	(Cheney et al. 1988)	(Christenson and Boeuf, 1978)	NA
181	<i>Ovis canadensis</i>	(Hass, 1991)	(Festa-Bianchet, 1991)	(Fournier & Festa-Bianchet, 1995)
182	<i>Ovis canadensis</i>	(Hass, 1991)	(Festa-Bianchet, 1991)	(Fournier & Festa-Bianchet, 1995)
183	<i>Ovis canadensis</i>	(Hass, 1991)	(Festa-Bianchet, 1991)	(Fournier & Festa-Bianchet, 1995)
184	<i>Hyaena brunnea</i>	(Owens and Owens, 1996)	(OWENS and OWENS, 1996)	(Knowles, et al., 2009)
185	<i>Hyaena brunnea</i>	(Owens and Owens, 1996)	(OWENS and OWENS, 1996)	(Knowles, et al., 2009)
186	<i>Mus musculus</i>	(Rusu and Krackow, 2004)	(Rusu and Krackow, 2004)	(Rusu and Krackow, 2004)
187	<i>Mus musculus</i>	(Koenig, 1994)	(Rusu and Krackow, 2004)	(Koenig, 1994)
188	<i>Mus musculus</i>	(Koenig, 1994)	(Rusu and Krackow, 2004)	(Koenig, 1994)
189	<i>Mus musculus</i>	(Koenig, 1994)	(Rusu and Krackow, 2004)	(Koenig, 1994)
190	<i>Mus musculus</i>	(Koenig, 1994)	(Rusu and Krackow, 2004)	(Koenig, 1994)
191	<i>Rhabdomys pumilio</i>	(Kinahan and Pillay, 2007)	(Kinahan and Pillay, 2007)	(Kinahan and Pillay, 2007)
192	<i>Rhabdomys pumilio</i>	(Kinahan and Pillay, 2007)	(Kinahan and Pillay, 2007)	(Kinahan and Pillay, 2007)
193	<i>Rhabdomys pumilio</i>	(Kinahan and Pillay, 2007)	(Kinahan and Pillay, 2007)	(Kinahan and Pillay, 2007)
194	<i>Rhabdomys pumilio</i>	(Kinahan and Pillay, 2007)	(Kinahan and Pillay, 2007)	(Kinahan and Pillay, 2007)
195	<i>Rhabdomys pumilio</i>	(Kinahan and Pillay, 2007)	(Kinahan and Pillay, 2007)	(Kinahan and Pillay, 2007)
196	<i>Rhabdomys pumilio</i>	(Kinahan and Pillay, 2007)	(Kinahan and Pillay, 2007)	(Kinahan and Pillay, 2007)
197	<i>Apodemus sylvaticus</i>	(Gerlach, 2002)	(Gerlach, 2002)	(Gerlach, 2002)
198	<i>Apodemus sylvaticus</i>	(Gerlach, 2002)	(Gerlach, 2002)	(Gerlach, 2002)
199	<i>Apodemus sylvaticus</i>	(Gerlach, 2002)	(Gerlach, 2002)	(Gerlach, 2002)
200	<i>Apodemus sylvaticus</i>	(Gerlach, 2002)	(Gerlach, 2002)	(Gerlach, 2002)
201	<i>Apodemus sylvaticus</i>	(Gerlach, 2002)	(Gerlach, 2002)	(Gerlach, 2002)



202	<i>Apodemus sylvaticus</i>	(Gerlach, 2002)	(Gerlach, 2002)	(Gerlach, 2002)
203	<i>Apodemus sylvaticus</i>	(Gerlach, 2002)	(Gerlach, 2002)	(Gerlach, 2002)
204	<i>Apodemus sylvaticus</i>	(Gerlach, 2002)	(Gerlach, 2002)	(Gerlach, 2002)
205	<i>Apodemus sylvaticus</i>	(Gerlach, 2002)	(Gerlach, 2002)	(Gerlach, 2002)
206	<i>Apodemus sylvaticus</i>	(Gerlach, 2002)	(Gerlach, 2002)	(Gerlach, 2002)
207	<i>Apodemus sylvaticus</i>	(Gerlach, 2002)	(Gerlach, 2002)	(Gerlach, 2002)
208	<i>Apodemus sylvaticus</i>	(Gerlach, 2002)	(Gerlach, 2002)	(Gerlach, 2002)
209	<i>Rattus norvegicus</i>	(Schultz and Lore, 1993)	(Ziporyn and McClintock, 1991)	(Schultz and Lore, 1993)
210	<i>Marmota marmota</i>	(Hacklaender, et al., 2003)	(Lardy, and Cohas, 2013)	(Hacklaender, et al. 2003)
211	<i>Heterocephalus glaber</i>	(Faulkes and Bennett, 2001)	(Clarke and Faulkes, 1997)	NA
212	<i>Fukomys damarensis</i>	(Faulkes and Bennett, 2001)	(Gaylard, Harrison, and Bennett, 1998)	(Burland, et al., 2002)
213	<i>Cryptomys hottentotus</i>	(Faulkes and Bennett, 2001)	(Gaylard, Harrison, and Bennett, 1998)	NA
214	<i>Suricata suricatta</i>	(Griffin, 2003)	(Russell, et al., 2004)	(Griffin, 2003)
215	<i>Leontopithecus rosalia</i>	(Henry, et al., 2013)	(Baker et al. 2002)	NA
216	<i>Leontopithecus rosalia</i>	(Henry, et al., 2013)	(Baker et al. 2002)	NA
217	<i>Leontopithecus rosalia</i>	(Henry, et al., 2013)	(Baker et al. 2002)	NA
218	<i>Leontopithecus rosalia</i>	(Dietz and Baker, 1993)	NA	NA
219	<i>Leontocebus fuscicollis</i>	(Goldizen, et al., 1996)	(Goldizen, et al., 1996)	NA
220	<i>Saguinus mystax</i>	(Garber, et al., 1993)	(Smith 2000)	NA
221	<i>Cebus capucinus</i>	(Fedigan, et al, 2008)	(Fedigan and Bergstrom, 2010)	NA
222	<i>Cebus capucinus</i>	(Fedigan, et al, 2008)	(Fedigan and Bergstrom, 2010)	NA
223	<i>Cercopithecus mitis</i>	(Cords, 2002)	(Klass and Cords, 2015)	NA
224	<i>Chlorocebus aethiops</i>	NA	(HOLEKAMP and SMALE, 1991)	NA
225	<i>Chlorocebus aethiops</i>	(Cheney et al. 1988)	(HOLEKAMP and SMALE, 1991)	NA
226	<i>Chlorocebus aethiops</i>	(Cheney et al. 1988)	(HOLEKAMP and SMALE, 1991)	NA
227	<i>Chlorocebus aethiops</i>	(Whitten et al. 1983)	(HOLEKAMP and SMALE, 1991)	NA
228	<i>Chlorocebus aethiops</i>	(Whitten et al. 1983)	(HOLEKAMP and SMALE, 1991)	NA
229	<i>Chlorocebus aethiops</i>	(Whitten et al. 1983)	(HOLEKAMP and SMALE, 1991)	NA
230	<i>Chlorocebus aethiops</i>	(Whitten et al. 1983)	(HOLEKAMP and SMALE, 1991)	NA
231	<i>Pan troglodytes</i>	(Jones, et al., 2010)	(Wittig et al. 2003)	(Vigilant, et al., 2001)
232	<i>Papio anubis</i>	(Smuts and Nicolson, 1989)	(Johnson, 1987)	NA
233	<i>Papio anubis</i>	(Smuts and Nicolson, 1989)	(Johnson, 1987)	NA
234	<i>Macaca fuscata</i>	(Itoigawa, et al. 1992)	(Koyama et al. 2003)	NA
235	<i>Macaca fuscata</i>	(Itoigawa, et al., 1992)	(Koyama et al. 2003)	NA
236	<i>Macaca fuscata</i>	(Itoigawa, et al., 1992)	(Koyama et al. 2003)	NA
237	<i>Macaca fuscata</i>	(Itoigawa, et al., 1992)	(Koyama et al. 2003)	NA
238	<i>Macaca fuscata</i>	(Itoigawa, et al., 1992)	(Koyama et al. 2003)	NA
239	<i>Macaca fuscata</i>	(Itoigawa, et al., 1992)	(Koyama et al. 2003)	NA
240	<i>Ovis canadensis</i>	(Eccles and Shackleton, 1986)	(Festa-Bianchet, 1991)	(Fournier & Festa-Bianchet, 1995)
241	<i>Ovis canadensis</i>	(Eccles and Shackleton, 1986)	(Festa-Bianchet, 1991)	(Fournier & Festa-Bianchet, 1995)
242	<i>Ammotragus lervia</i>	(Cassinello and Alados, 1996)	(Cassinello, 1995)	NA
243	<i>Ammotragus lervia</i>	(Cassinello and Alados, 1996)	(Cassinello, 1995)	NA
244	<i>Ammotragus lervia</i>	(Cassinello and Alados, 1996)	(Cassinello, 1995)	NA
245	<i>Ammotragus lervia</i>	(Cassinello and Alados, 1996)	(Cassinello, 1995)	NA

246	<i>Antilocapra americana</i>	(Clancey and Byers, 2015)	(Dennehy, 2001)	(Carling, et al., 2003)
247	<i>Antilocapra americana</i>	(Clancey and Byers, 2015)	(Dennehy, 2001)	(Carling, et al., 2003)
248	<i>Antilocapra americana</i>	(Clancey and Byers, 2015)	(Dennehy, 2001)	(Carling, et al., 2003)
249	<i>Nanger dama</i>	(Alados and Escez, 1992)	(Alados and Escvez, 2021)	NA
250	<i>Gazella cuvieri</i>	(Alados and Escez, 1992)	(Alados and Escvez, 2021)	NA
251	<i>Gazella cuvieri</i>	(Alados and Escez, 1992)	(Alados and Escvez, 2021)	NA
252	<i>Gazella cuvieri</i>	(Alados and Escez, 1992)	(Alados and Escvez, 2021)	NA
253	<i>Gazella cuvieri</i>	(Alados and Escez, 1992)	(Alados and Escvez, 2021)	NA
254	<i>Nanger dama</i>	(Alados and Escez, 1992)	(Alados and Escvez, 2021)	NA
255	<i>Nanger dama</i>	(Alados and Escez, 1992)	(Alados and Escvez, 2021)	NA
256	<i>Nanger dama</i>	(Alados and Escez, 1992)	(Alados and Escvez, 2021)	NA
257	<i>Capra nubiana</i>	(Shargal, et al., 2008)	(Greenberg-Cohen, et al., 2010)	NA
258	<i>Ozotoceros bezoarticus</i>	(Morales-Picerva, et al., 2014)	(Morales-Pisterva, et al., 2014)	NA
259	<i>Ozotoceros bezoarticus</i>	(Morales-Picerva, et al., 2014)	(Morales-Pisterva, et al., 2014)	NA
260	<i>Mus musculus</i>	(Drickamer, 1985)	(Rusu and Krackow, 2004)	(Drickamer, 1985)
261	<i>Mus musculus</i>	(Drickamer, 1985)	(Rusu and Krackow, 2004)	(Drickamer, 1985)
262	<i>Mus musculus</i>	(Drickamer, 1985)	(Rusu and Krackow, 2004)	(Drickamer, 1985)
263	<i>Helogale parvula</i>	(Rood, 1980)	(Creel, 2005)	(Creel and Waser, 1994)
264	<i>Macaca mulatta</i>	(Gomendio, et al. 1990)	(Deutsch and Lee, 1991)	NA
265	<i>Macaca mulatta</i>	(Gomendio, et al. 1990)	(Deutsch and Lee, 1991)	NA
266	<i>Cervus elaphus</i>	(Gomendio, et al. 1990)	(HALL, 2010)	(Nussey, et al., 2005)
267	<i>Cervus elaphus</i>	(Gomendio, et al. 1990)	(HALL, 2010)	(Nussey, et al., 2005)
268	<i>Macaca mulatta</i>	(Gomendio, et al. 1990)	(Deutsch and Lee, 1991)	NA
269	<i>Crocota crocuta</i>	(Frank et al. 1995)	(Hofer and East, 2003)	(Horn, et al., 2007)
270	<i>Crocota crocuta</i>	(Frank et al. 1995)	(Hofer and East, 2003)	(Horn, et al., 2007)
271	<i>Crocota crocuta</i>	(Frank et al. 1995)	(Hofer and East, 2003)	(Horn, et al., 2007)
272	<i>Crocota crocuta</i>	(Frank et al. 1995)	(Hofer and East, 2003)	(Horn, et al., 2007)
273	<i>Crocota crocuta</i>	(Frank et al. 1995)	(Hofer and East, 2003)	(Horn, et al., 2007)
274	<i>Ateles paniscus</i>	(Symington, 1987)	(van Roosmalen 1980)	NA
275	<i>Crocota crocuta</i>	(White, 2005)	(Hofer and East, 2003)	(Horn, et al., 2007)
276	<i>Crocota crocuta</i>	(White, 2005)	(Hofer and East, 2003)	(Horn, et al., 2007)
277	<i>Crocota crocuta</i>	(White, 2005)	(Hofer and East, 2003)	(Horn, et al., 2007)
278	<i>Petrogale concinna</i>	(Nelson and Goldstone, 1986)	(Nelson and Goldstone, 1986)	NA
279	<i>Macaca assamensis</i>	(Heesen, et al., 2013)	(Fuertbauerr 2011)	(Moor, et al., 2020)
280	<i>Papio ursinus</i>	(Busse 1982)	(HOLEKAMP and SMALE, 1991)	(Silk, et al. 1999)
281	<i>Macaca fuscata</i>	(Wolfe, 1984)	(Koyama et al. 2003)	(Koyama et al. 2003)
282	<i>Macaca fuscata</i>	(Wolfe, 1984)	(Koyama et al. 2003)	(Koyama et al. 2003)
283	<i>Macaca fuscata</i>	(Wolfe, 1984)	(Koyama et al. 2003)	(Koyama et al. 2003)
284	<i>Theropithecus gelada</i>	(le Roux, et al., 2010)	(Dunbar, 1980)	(Snyder-Mackler, et al., 2014)
285	<i>Theropithecus gelada</i>	(le Roux, et al., 2010)	(Dunbar, 1980)	(Snyder-Mackler, et al., 2014)
286	<i>Marmota marmota</i>	(King and Cote, 2002)	(Lardy, and Cohas, 2013)	NA
287	<i>Marmota marmota</i>	(King and Cote, 2002)	(Lardy, and Cohas, 2013)	NA
288	<i>Papio cynocephalus</i>	(Beehner, et al., 2006)	(Packer, et al., 1995)	(Horn, et al., 2007)
289	<i>Papio cynocephalus</i>	(Beehner, et al., 2006)	(Packer, et al., 1995)	(Horn, et al., 2007)

290	Papio_cynocephalus	NA	(Packer, et al., 1995)	(Horn, et al., 2007)
291	Papio_cynocephalus	(Altmann & Alberts 2003)	(Packer, et al., 1995)	(Horn, et al., 2007)
292	Papio_ursinus	(Baniel et al. 2021)	(Holekamp and Smale, 1991)	(Baniel, et al. 2018)
293	Vulpes_vulpes	(Baker, et al., 1998)	(Baker et al., 1998)	(Iossa, et al., 2008)
294	Semnopithecus_entellus	(Dolhinow, et al., 1979)	(Borries, Sommer, and Srivastava, 1991)	NA
295	Sapajus_apella	(DiBitetti et al. 2001)	(Welker, et al., 1990)	NA
296	Miopithecus_talapoin	(Abbott, 1987)	(Abbott, 1987)	NA
297	Mungos_mungo	(Nichols,et al., 2010)	(de Luca and Ginsberg, 2001)	(Nichols, et al., 2012)
298	Mungos_mungo	(Nichols,et al., 2010)	(de Luca and Ginsberg, 2001)	(Nichols, et al., 2012)
299	Mungos_mungo	(Nichols,et al., 2010)	(de Luca and Ginsberg, 2001)	(Nichols, et al., 2012)
300	Mungos_mungo	(Nichols,et al., 2010)	(de Luca and Ginsberg, 2001)	(Nichols, et al., 2012)
301	Mungos_mungo	(de Luca and Ginsberg, 2001)	(de Luca and Ginsberg, 2001)	(Nichols, et al., 2012)
302	Canis_simensis	(Randall, et al., 2007)	(HOLEKAMP and SMALE, 1991)	(Randall, et al., 2007)
303	Procapra_capensis	(Koren and Geffen, 2009)	(Visser, Robinson, and van Vuuren, 2020)	(Visser 2013)
304	Bison_bison	(Vervaecke, Roden, and de Vries, 2005)	(Vervaecke, Roden, and de Vries, 2005)	NA
305	Bison_bison	(Vervaecke, Roden, and de Vries, 2005)	(Vervaecke, Roden, and de Vries, 2005)	NA
306	Capra_pyrenaica	(Santiago-Moreno, et al., 2007)	(Santiago et al. 2013)	NA
307	Sus_scrofa	(Meikle, et al., 2010)	(Gaillard et al. 1993)	(Meikle, et al., 2010)
308	Papio_cynocephalus	(Altmann et al. 1988)	(Packer, Collins, Sindimwo, et al., 1995)	(Horn, et al., 2007)
309	Macaca_sylvanus	(Paul & Kuester 1996)	(Paul and Kuester, 1987)	(Kuemmerli and Martin, 2008)
310	Macaca_sylvanus	(Paul & Kuester 1996)	(Paul and Kuester, 1987)	(Kuemmerli and Martin, 2008)
311	Macaca_sylvanus	NA	(Paul and Kuester, 1987)	(Kuemmerli and Martin, 2008)
312	Papio_ursinus	(Baniel et al. 2021)	(HOLEKAMP and SMALE, 1991)	(Baniel, et al., 2018)
313	Papio_ursinus	(Baniel et al. 2021)	(HOLEKAMP and SMALE, 1991)	(Baniel, et al., 2018)
314	Papio_ursinus	(McFarland, et al., 2017)	(HOLEKAMP and SMALE, 1991)	NA
315	Papio_ursinus	(McFarland, et al., 2017)	(HOLEKAMP and SMALE, 1991)	NA
316	Papio_cynocephalus	(McFarland, et al., 2017)	(Packer, Collins, Sindimwo, et al., 1995)	(Horn, et al., 2007)
317	Lama_guanicoe	(Correa, et al., 2013)	(Correa, et al., 2013)	NA
318	Bos_taurus	(Hohenbrink et al., 2012)	(Spinka et al., 2013)	NA
319	Capra_hircus	(Barroso, et al., 2000)	(Barroso, Alados, and Boza, 2000)	NA
320	Sus_scrofa	(Mendl, et al. 1995)	(Cappa, Lombardini, and Meriggi, 2021)	NA
321	Bison_bison	(Green and Rothstein, 1991)	(Vervaecke, Roden, and de Vries, 2005)	NA
322	Bison_bison	(Green and Rothstein, 1991)	(Vervaecke, Roden, and de Vries, 2005)	NA
323	Antilocapra_americana	(Byers 1997)	(Dennehy, 2001)	(Carling, et al., 2003)
324	Antilocapra_americana	(Byers 1997)	(Dennehy, 2001)	(Carling, et al., 2003)
325	Antilocapra_americana	(Byers 1997)	(Dennehy, 2001)	(Carling, et al., 2003)
326	Antilocapra_americana	(Byers 1997)	(Dennehy, 2001)	(Carling, et al., 2003)
327	Suricata_suricatta	(MacLeod & Clutton-Brock, 2013)	(Russell, Carlson, McIlrath, et al., 2004)	(Griffin, 2003)
328	Suricata_suricatta	(MacLeod & Clutton-Brock, 2013)	(Russell, Carlson, McIlrath, et al., 2004)	(Griffin, 2003)
329	Mesocricetus_auratus	(Pratt and Lisk, 1989)	(Huck, Lisk, and McKay, 1988)	(Huck, et al. 1988)
330	Mesocricetus_auratus	(Pratt and Lisk, 1989)	(Huck, Lisk, and McKay, 1988)	(Huck, et al. 1988)
331	Gorilla_beringei	(Robbins, et al., 2011)	(Robbins, Gerald-Steklis, Robbins, et al., 2005)	(Watts, 1994)
332	Gorilla_beringei	(Robbins, et al., 2011)	(Robbins, Gerald-Steklis, Robbins, et al., 2005)	(Watts, 1994)
333	Gorilla_beringei	(Robbins, et al., 2011)	(Robbins, Gerald-Steklis, Robbins, et al., 2005)	(Watts, 1994)

334	Papio_anubis	(Smuts and Nicolson, 1989)	(Johnson, 1987)	NA
335	Papio_anubis	(Smuts and Nicolson, 1989)	(Johnson, 1987)	NA
336	Papio_anubis	(Smuts and Nicolson, 1989)	(Johnson, 1987)	NA
337	Macaca_mulatta	(Small and Hrdy, 1986)	(Deutsch and Lee, 1991)	NA
338	Cercopithecus_mitis	(Roberts and Cords, 2013)	(Klass and Cords, 2015)	NA
339	Suricata_suricatta	(Macdonald and Doolan, 1997)	(Russell, Carlson, McIlrath, et al., 2004)	NA
340	Microtus_arvalis	(Dobly, 2008)	(Dobly, 2008)	(Dobly, 2008)
341	Microtus_ochrogaster	(Wolff, et al., 2001)	(Wolff, Dunlap, and Ritchhart, 2001)	(Wolff, et al., 2001)
342	Microtus_pinetorum	(Wolff, et al., 2001)	(Wolff, Dunlap, and Ritchhart, 2001)	(Wolff, et al., 2001)
343	Macaca_mulatta	(Meikle, et al. 1984)	(Deutsch and Lee, 1991)	NA
344	Macaca_sylvanus	(Paul and Thommen, 1984)	(Paul and Kuester, 1987)	NA
345	Macaca_sylvanus	(Paul and Thommen, 1984)	(Paul and Kuester, 1987)	NA
346	Macaca_sylvanus	(Paul and Thommen, 1984)	(Paul and Kuester, 1987)	NA
347	Equus_quagga	(Schilder and Boer, 1987)	(Lloyd and Rasa, 1994)	NA
348	Equus_quagga	(Schilder and Boer, 1987)	(Lloyd and Rasa, 1994)	NA
349	Macaca_mulatta	(Berman, 1988)	(Deutsch and Lee, 1991)	(Chepko-Sade & Olivier, 1979)
350	Macaca_arctoides	(Rhine, 1994)	(HOLEKAMP and SMALE, 1991)	NA
351	Papio_cynocephalus	(Rhine, et al., 1992)	(Packer, Collins, Sindimwo, et al., 1995)	(Wasser & Starling, 1988)
352	Canis_latrans	(Gese 2004)	(Gese 2004)	NA
353	Canis_latrans	(Gese 2004)	(Gese 2004)	NA
354	Macaca_mulatta	(Brent, et al. 2017)	(Deutsch and Lee, 1991)	(Chepko-Sade & Olivier, 1979)
355	Suricata_suricatta	(Cram,et al., 2018)	(Russell, Carlson, McIlrath, et al., 2004)	(Griffin, 2003)
356	Fukomys_mechowi	(Dammann, et al., 2011)	(Wallace and Bennett, 1998)	(Dammann, et al., 2011)
357	Papio_ursinus	(Silk, et al. 2010)	(HOLEKAMP and SMALE, 1991)	(Silk, et al., 1999)
358	Papio_cynocephalus	(Archie, et al., 2014)	(Packer, Collins, Sindimwo, et al., 1995)	(Horn, et al., 2007)
359	Crocata_crocata	(Watts, et al., 2009)	(Hofer and East, 2003)	(Horn, et al., 2007)
360	Crocata_crocata	(Strauss and Holekamp, 2019)	(Hofer and East, 2003)	(Horn, et al., 2007)
361	Propithecus_verreauxi	(Kubzdela 1998)	(Kubzdela 1998)	(Lawler, et al. 2003)
362	Propithecus_verreauxi	(Kubzdela 1998)	(Kubzdela 1998)	(Lawler, et al. 2003)
363	Propithecus_verreauxi	(Kubzdela 1998)	(Kubzdela 1998)	(Lawler, et al. 2003)
364	Macaca_mulatta	(Blomquist, et al., 2010)	(Deutsch and Lee, 1991)	(Chepko-Sade & Olivier, 1979)
365	Macaca_mulatta	(Blomquist, et al., 2010)	(Deutsch and Lee, 1991)	(Chepko-Sade & Olivier, 1979)
366	Macaca_mulatta	(Blomquist, et al., 2010)	(Deutsch and Lee, 1991)	(Chepko-Sade & Olivier, 1979)
367	Papio_ursinus	(Ron, Henzi, and Motro, 1996)	(HOLEKAMP and SMALE, 1991)	NA
368	Papio_ursinus	(Ron, Henzi, and Motro, 1996)	(HOLEKAMP and SMALE, 1991)	NA
369	Papio_ursinus	(Ron, Henzi, and Motro, 1996)	(HOLEKAMP and SMALE, 1991)	NA
370	Macaca_mulatta	(Simpson and Simpson, 1982)	(Deutsch and Lee, 1991)	NA
371	Macaca_fuscata	(Koyama, et al. 1992)	(Koyama et al. 2003)	(Koyama et al. 2003)
372	Macaca_fuscata	(Koyama, et al. 1992)	(Borries, Sommer, and Srivastava, 1991)	(Koyama et al. 2003)
373	Macaca_mulatta	(Maestripieri, 2001)	(Deutsch and Lee, 1991)	(Bernstein & Ehardt, 1986)
374	Macaca_mulatta	(Maestripieri, 2001)	(Deutsch and Lee, 1991)	(Bernstein & Ehardt, 1986)
375	Semnopithecus_schistaceus	(Vries et al., 2016)	(VRIES, KOENIG, and BORRIES, 2016)	NA
376	Semnopithecus_schistaceus	(Vries et al., 2016)	(VRIES, KOENIG, and BORRIES, 2016)	NA
377	Semnopithecus_schistaceus	(Vries et al., 2016)	(VRIES, KOENIG, and BORRIES, 2016)	NA

378	Mungos_mungo	(Sanderson, et al. 2015)	(de Luca and Ginsberg, 2001)	(Nichols, et al., 2012)
379	Mungos_mungo	(Sanderson, et al. 2015)	(de Luca and Ginsberg, 2001)	(Nichols, et al., 2012)
380	Mesocricetus_auratus	(Chelini, et al., 2011)	(Huck, Lisk, and McKay, 1988)	(Pratt and Lisk, 1989)
381	Mesocricetus_auratus	(Chelini, et al., 2011)	(Huck, Lisk, and McKay, 1988)	(Pratt and Lisk, 1989)
382	Mesocricetus_auratus	(Chelini, et al., 2011)	(Huck, Lisk, and McKay, 1988)	(Pratt and Lisk, 1989)
383	Macaca_mulatta	(Liu, et al. 2018)	(Deutsch and Lee, 1991)	NA
384	Macaca_mulatta	(Liu, et al. 2018)	(Deutsch and Lee, 1991)	NA
385	Macaca_mulatta	(Liu, et al. 2018)	(Deutsch and Lee, 1991)	NA
386	Macaca_mulatta	(Liu, et al. 2018)	(Deutsch and Lee, 1991)	NA
387	Ceratotherium_simum	(Metrione and Harder, 2011)	(Metrione, Penfold, and Waring, 2007)	(Metrione and Harder, 2011)
388	Cebus_capucinus	(Kalbitzer, et al. 2017)	(Fedigan and Bergstrom, 2010)	NA
389	Canis_lupus	(Cafazzo, et al., 2014)	(Cafazzo, Valsecchi, Bonanni, and Natoli, 2010)	NA
390	Macaca_nigra	(Kerhoas, et al., 2014)	(Duboscq, et al., 2017)	NA
391	Equus_caballus	(Cameron, et al., 2009)	(Sinderbrand 2011)	(Cameron, et al., 2009)
392	Equus_caballus	(Cameron, et al., 2009)	(Sinderbrand 2011)	(Cameron, et al., 2009)
393	Odocoileus_virginianus	(Michel, et al., 2015)	(Townsend and Bailey, 1981)	NA
394	Papio_cynocephalus	(Archie, et al., 2014)	(Packer, Collins, Sindimwo, et al., 1995)	(Horn, et al., 2007)
395	Macaca_mulatta	(Ellis, et al., 2019)	(Deutsch and Lee, 1991)	(Chepko-Sade & Olivier, 1979)
396	Cervus_elaphus	(Ceacero, et al., 2018)	(HALL, 2010)	(Ceacero, et al., 2018)
397	Cervus_elaphus	(Ceacero, et al., 2018)	(HALL, 2010)	(Ceacero, et al., 2007)
398	Cervus_elaphus	(Ceacero, et al., 2018)	(HALL, 2010)	(Ceacero, et al., 2007)
399	Cervus_elaphus	(Ceacero, et al., 2018)	(HALL, 2010)	(Ceacero, et al., 2007)
400	Bos_taurus	(Spinka, and Ceacero, 2017)	(Spinka, et al., 2013)	NA
401	Bos_taurus	(Spinka, and Ceacero, 2017)	(Spinka, et al., 2013)	NA
402	Bos_taurus	(Spinka, and Ceacero, 2017)	(Spinka, et al., 2013)	NA
403	Bos_taurus	(Spinka, and Ceacero, 2017)	(Spinka, et al., 2013)	NA
404	Bos_taurus	(Spinka, and Ceacero, 2017)	(Spinka, et al., 2013)	NA
405	Oryctolagus_cuniculus	(Mykytowycz, 1959)	(von Holst, Hutzelmeyer, Kaetzke, et al., 2002)	NA
406	Oryctolagus_cuniculus	(Mykytowycz, 1959)	(von Holst, Hutzelmeyer, Kaetzke, et al., 2002)	NA
407	Heterocephalus_glaber	(Jarvis, 1981)	(Clarke and Faulkes, 1997)	NA
408	Canis_rufus	(Zimen, 2010)	(Sparkman, et al. 2010)	NA
409	Canis_rufus	(Zimen, 2010)	(Sparkman, et al. 2010)	NA
410	Lycaon_pictus	(Malcolm and Marten, 1982)	(Spiering, Somers, Maldonado, et al., 2009)	(Girman, et al., 1997)
411	Lycaon_pictus	(Malcolm and Marten, 1982)	(Spiering, Somers, Maldonado, et al., 2009)	(Girman, et al., 1997)
412	Macaca_mulatta	(Anderson and Simpson, 1979)	(Deutsch and Lee, 1991)	NA
413	Macaca_fuscata	(Sugiyama and Ohsawa, 1982)	(Koyama et al. 2003)	NA
414	Macaca_fuscata	(Sugiyama and Ohsawa, 1982)	(Koyama et al. 2003)	NA
415	Macaca_fuscata	(Sugiyama and Ohsawa, 1982)	(Koyama et al. 2003)	NA
416	Macaca_fuscata	(Sugiyama and Ohsawa, 1982)	(Koyama et al. 2003)	NA
417	Macaca_mulatta	(Stucki, Dow, and Sade, 1991)	(Deutsch and Lee, 1991)	(Chepko-Sade & Olivier, 1979)
418	Macaca_mulatta	(Bercovitch and Berard, 1993)	(Deutsch and Lee, 1991)	(Chepko-Sade & Olivier, 1979)
419	Theropithecus_gelada	(Dunbar, 1980)	(Dunbar, 1980)	(Snyder-Mackler, et al., 2014)
420	Theropithecus_gelada	(Dunbar, 1980)	(Dunbar, 1980)	(Snyder-Mackler, et al., 2014)
421	Theropithecus_gelada	(Dunbar, 1980)	(Dunbar, 1980)	(Snyder-Mackler, et al., 2014)

422	<i>Theropithecus gelada</i>	(Dunbar, 1980)	(Dunbar, 1980)	(Snyder-Mackler, et al., 2014)
423	<i>Theropithecus gelada</i>	(Dunbar, 1980)	(Dunbar, 1980)	(Snyder-Mackler, et al., 2014)
424	<i>Theropithecus gelada</i>	(Dunbar, 1985)	(Dunbar, 1980)	(Snyder-Mackler, et al., 2014)
425	<i>Callithrix jacchus</i>	(Rothe, 2010)	(Digby, 1995)	(Rothe, 2010)
426	<i>Callithrix jacchus</i>	(Arruda, et al., 2005)	(Digby, 1995)	(Nievergelt et al. 2000)
427	<i>Callithrix jacchus</i>	(Arruda, et al., 2005)	(Digby, 1995)	(Nievergelt et al. 2000)
428	<i>Callithrix jacchus</i>	(Abbott, et al., 1981)	(Digby, 1995)	(Abbott, et al., 1981)
429	<i>Erythrocebus patas</i>	(Loy, 1981)	(Isbell & Pruettz 1988)	NA
430	<i>Saimiri sciureus</i>	(Coe, et al., 1981)	(Mitchell, Boinski, and van Schaik, 1991)	NA
431	<i>Saimiri sciureus</i>	(Coe, et al., 1981)	(Mitchell, Boinski, and van Schaik, 1991)	NA
432	<i>Saimiri sciureus</i>	(Coe, et al., 1981)	(Mitchell, Boinski, and van Schaik, 1991)	NA
433	<i>Chlorocebus aethiops</i>	(Wrangham, 1981)	(HOLEKAMP and SMALE, 1991)	NA
434	<i>Macaca mulatta</i>	(Blomquist, 2009)	(Deutsch and Lee, 1991)	(Chepko-Sade & Olivier, 1979)
435	<i>Pan troglodytes</i>	(Boesch, 1997)	(Wittig et al. 2003)	(Lukas et al., 2005)
436	<i>Pan troglodytes</i>	(Boesch, 1997)	(Wittig et al. 2003)	(Lukas et al., 2005)
437	<i>Lemur catta</i>	(Nunn and Pereira, 2000)	(Taylor and Sussman, 1985)	(Taylor and Sussman, 1985)
438	<i>Macaca fascicularis</i>	(Schaik, et al., 1989)	(Wittig et al. 2003)	NA
439	<i>Pan troglodytes</i>	(Stanton, et al., 2017)	NA	(Vigilant, et al., 2001)
440	<i>Pan troglodytes</i>	(Stanton, et al., 2017)	(Wittig et al. 2003)	(Vigilant, et al., 2001)
441	<i>Gorilla beringei</i>	(Eckardt, et al., 2016)	(Robbins, Gerald-Steklis, Robbins, et al., 2005)	(Watts, 1994)
442	<i>Macaca sylvanus</i>	(Modolo and Martin, 2007)	(Paul and Kuester, 1987)	(Kuemmerli and Martin, 2008)
443	<i>Lophocebus albigena</i>	(Arlet, et al., 2014)	(Arlet, et al., 2014)	NA
444	<i>Trachypithecus phayrei</i>	(Borries, et al., 2004)	(Koenig, Larney, Lu, and Borries, 2004)	(Larney 2013)

## Supplementary references

- [1] Nievergelt, C.M., Digby, L.J., “Ramakrishnan, U. and Woodruff, D.S., 2000. Genetic analysis of group composition and breeding system in a wild common marmoset (*Callithrix jacchus*) population”. In: *International Journal of Primatology*, 21(1), pp.1-20.
- [2] R. Spinka, et al. “Pay respect to the elders: age, more than body mass, determines dominance in female beef cattle”. In: *Animal Behaviour* 86.6 (Dec. 2013), pp. 1315-1323. DOI: 10.1016/j.anbehav.2013.10.002. <URL: <https://doi.org/10.1016/j.anbehav.2013.10.002>>.
- [3] R. Spinka, et al., and F. Ceacero. “Higher dominance position does not result in higher reproductive success in female beef cattle<sub>1,2</sub>”. In: *Journal of Animal Science* 95.8 (Aug. 2017), pp. 3301-3309. DOI: 10.2527/jas.2017.1415. <URL: <https://doi.org/10.2527/jas.2017.1415>>.
- [4] D. H. Abbott. “Behaviourally mediated suppression of reproduction in female primates”. In: *Journal of Zoology* 213.3 (Nov. 1987), pp. 455-470. DOI: 10.1111/j.1469-7998.1987.tb03720.x. <URL: <https://doi.org/10.1111/j.1469-7998.1987.tb03720.x>>.
- [5] D. H. Abbott, A. S. McNeilly, S. F. Lunn, et al. “Inhibition of ovarian function in subordinate female marmoset monkeys (*Callithrix jacchus jacchus*)”. In: *Reproduction* 63.2 (Nov. 1981), pp. 335-345. DOI: 10.1530/jrf.0.0630335. <URL: <https://doi.org/10.1530/jrf.0.0630335>>.
- [6] C. Alados and J. Escós. “The determinants of social status and the effect of female rank on reproductive success in Dama and Cuvier’s gazelles”. In: *Ethology Ecology & Evolution* 4.2 (2021), pp. 151-164. ISSN: 0394-9370. DOI: 10.1080/08927014.1992.9525336. <URL: <http://dx.doi.org/10.1080/08927014.1992.9525336>>.

- [7] C. Alados and J. Escós. “The determinants of social status and the effect of female rank on reproductive success in Dama and Cuvier’s gazelles”. In: *Ethology Ecology & Evolution* 4.2 (2021), pp. 151-164. ISSN: 0394-9370. DOI: 10.1080/08927014.1992.9525336. <URL: <http://dx.doi.org/10.1080/08927014.1992.9525336>>.
- [8] C. Alados and J. Escós. “The determinants of social status and the effect of female rank on reproductive success in Dama and Cuvier’s gazelles”. In: *Ethology Ecology & Evolution* 4.2 (2021), pp. 151-164. ISSN: 0394-9370. DOI: 10.1080/08927014.1992.9525336. <URL: <http://dx.doi.org/10.1080/08927014.1992.9525336>>.
- [9] C. Alados and J. Escós. “The determinants of social status and the effect of female rank on reproductive success in Dama and Cuvier’s gazelles”. In: *Ethology Ecology & Evolution* 4.2 (Apr. 1992), pp. 151-164. DOI: 10.1080/08927014.1992.9525336. <URL: <https://doi.org/10.1080/08927014.1992.9525336>>.
- [10] D. M. Anderson and M. J. A. Simpson. “Breeding Performance of a Captive Colony of Rhesus Macaques (*Macaca Mulatto*)”. In: *Laboratory Animals* 13.3 (Jul. 1979), pp. 275-282. DOI: 10.1258/00236779780937834. <URL: <https://doi.org/10.1258/00236779780937834>>.
- [11] E. A. Archie, J. Tung, M. Clark, et al. “Social affiliation matters: both same-sex and opposite-sex relationships predict survival in wild female baboons”. In: *Proceedings of the Royal Society B: Biological Sciences* 281.1793 (Oct. 2014), p. 20141261. DOI: 10.1098/rspb.2014.1261. <URL: <https://doi.org/10.1098/rspb.2014.1261>>.
- [12] M. E. Arlet, L. A. Isbell, A. Kaasik, et al. “Determinants of Reproductive Performance Among Female Gray-Cheeked Mangabeys (*Lophocebus albigena*) in Kibale National Park, Uganda”. In: *International Journal of Primatology* 36.1 (Dec. 2014), pp. 55-73. DOI: 10.1007/s10764-014-9810-4. <URL: <https://doi.org/10.1007/s10764-014-9810-4>>.
- [13] K. B. Armitage, D. H. V. Vuren, A. Ozgul, et al. “Proximate causes of natal dispersal in female yellow-bellied marmots, *Marmota flaviventris*”. In: *Ecology* 92.1 (Jan. 2011), pp. 218-227. DOI: 10.1890/10-0109.1. <URL: <https://doi.org/10.1890/10-0109.1>>.
- [14] M. Arruda, A. Araújo, M. Sousa, et al. “Two Breeding Females within Free-Living Groups May Not Always Indicate Polygyny: Alternative Subordinate Female Strategies in Common Marmosets (*Callithrix jacchus*)”. In: *Folia Primatologica* 76.1 (2005), pp. 10-20. DOI: 10.1159/000082451. <URL: <https://doi.org/10.1159/000082451>>.
- [15] P. J. BAKER, C. P. ROBERTSON, S. M. FUNK, et al. “Potential fitness benefits of group living in the red fox, *Vulpes vulpes*”. In: *Animal Behaviour* 56.6 (Dec. 1998), pp. 1411-1424. DOI: 10.1006/anbe.1998.0950. <URL: <https://doi.org/10.1006/anbe.1998.0950>>.
- [16] A. Baniuel, G. Cowlshaw, and E. Huchard. “Context dependence of female reproductive competition in wild chacma baboons”. In: *Animal Behaviour* 139 (May. 2018), pp. 37-49. DOI: 10.1016/j.anbehav.2018.03.001. <URL: <https://doi.org/10.1016/j.anbehav.2018.03.001>>.
- [17] F. Barroso, C. Alados, and J. Boza. “Social hierarchy in the domestic goat: effect on food habits and production”. In: *Applied Animal Behaviour Science* 69.1 (Aug. 2000), pp. 35-53. DOI: 10.1016/S0168-1591(00)00113-1. <URL: [https://doi.org/10.1016/S0168-1591\(00\)00113-1](https://doi.org/10.1016/S0168-1591(00)00113-1)>.
- [18] R. A. Barton and A. Whiten. “Feeding competition among female olive baboons, *Papio anubis*”. In: *Animal Behaviour* 46.4 (Oct. 1993), pp. 777-789. DOI: 10.1006/anbe.1993.1255. <URL: <https://doi.org/10.1006/anbe.1993.1255>>.
- [19] M. J. Baxter and L. M. Fedigan. “Grooming and consort partner selection in a troop of Japanese monkeys (*Macaca fuscata*)”. In: *Archives of Sexual Behavior* 8.5 (Sep. 1979), pp. 445-458. DOI: 10.1007/bf01541200. <URL: <https://doi.org/10.1007/bf01541200>>.

- [20] J. C. Beehner, D. A. Onderdonk, S. C. Alberts, et al. “The ecology of conception and pregnancy failure in wild baboons”. In: *Behavioral Ecology* 17.5 (Jun. 2006), pp. 741-750. DOI: 10.1093/beheco/arl006. <URL: <https://doi.org/10.1093/beheco/arl006>>.
- [21] F. B. Bercovitch and J. D. Berard. “Life history costs and consequences of rapid reproductive maturation in female rhesus macaques”. In: *Behavioral Ecology and Sociobiology* 32.2 (Feb. 1993), pp. 103-109. DOI: 10.1007/bf00164042. <URL: <https://doi.org/10.1007/bf00164042>>.
- [22] C. M. Berman. “Maternal Condition and Offspring Sex Ratio in a Group of Free-Ranging Rhesus Monkeys: An Eleven-Year Study”. In: *The American Naturalist* 131.3 (Mar. 1988), pp. 307-328. DOI: 10.1086/284792. <URL: <https://doi.org/10.1086/284792>>.
- [23] I. S. Bernstein and C. Ehardt. “The influence of kinship and socialization on aggressive behaviour in rhesus monkeys (*Macaca mulatta*)”. In: *Animal Behaviour* 34.3 (Jun. 1986), pp. 739-747. DOI: 10.1016/s0003-3472(86)80057-4. <URL: [https://doi.org/10.1016/s0003-3472\(86\)80057-4](https://doi.org/10.1016/s0003-3472(86)80057-4)>.
- [24] G. E. Blomquist. “Environmental and genetic causes of maturational differences among rhesus macaque matrilineages”. In: *Behavioral Ecology and Sociobiology* 63.9 (May. 2009), pp. 1345-1352. DOI: 10.1007/s00265-009-0792-8. <URL: <https://doi.org/10.1007/s00265-009-0792-8>>.
- [25] G. E. Blomquist, D. S. Sade, and J. D. Berard. “Rank-Related Fitness Differences and Their Demographic Pathways in Semi-Free-Ranging Rhesus Macaques (*Macaca mulatta*)”. In: *International Journal of Primatology* 32.1 (Nov. 2010), pp. 193-208. DOI: 10.1007/s10764-010-9461-z. <URL: <https://doi.org/10.1007/s10764-010-9461-z>>.
- [26] C. BOESCH. “Evidence for dominant wild female chimpanzees investing more in sons”. In: *Animal Behaviour* 54.4 (Oct. 1997), pp. 811-815. DOI: 10.1006/anbe.1996.0510. <URL: <https://doi.org/10.1006/anbe.1996.0510>>.
- [27] C. Borries, E. Larney, A. Derby, et al. “Temporary Absence and Dispersal in Phayre’s Leaf Monkeys (*Trachypithecus phayrei*)”. In: *Folia Primatologica* 75.1 (Jan. 01, 2004), pp. 27-30. ISSN: 0015-5713. DOI: 10.1159/000073428. <URL: <http://dx.doi.org/10.1159/000073428>>.
- [28] C. Borries, V. Sommer, and A. Srivastava. “Dominance, age, and reproductive success in free-ranging female hanuman langurs (*Presbytis entellus*)”. In: *International Journal of Primatology* 12.3 (Jun. 1991), pp. 231-257. DOI: 10.1007/bf02547586. <URL: <https://doi.org/10.1007/bf02547586>>.
- [29] L. J. N. Brent, A. Ruiz-Lambides, and M. L. Platt. “Family network size and survival across the lifespan of female macaques”. In: *Proceedings of the Royal Society B: Biological Sciences* 284.1854 (May. 2017), p. 20170515. DOI: 10.1098/rspb.2017.0515. <URL: <https://doi.org/10.1098/rspb.2017.0515>>.
- [30] J. Bulger and W. J. Hamilton. “Rank and density correlates of inclusive fitness measures in a natural chacma baboon (*Papio ursinus*) troop”. In: *International Journal of Primatology* 8.6 (Dec. 1987), pp. 635-650. DOI: 10.1007/bf02735781. <URL: <https://doi.org/10.1007/bf02735781>>.
- [31] T. M. Burland, N. C. Bennett, J. U. M. Jarvis, et al. “Eusociality in African mole-rats: new insights from patterns of genetic relatedness in the Damaraland mole-rat (*Cryptomys damarensis*)”. In: *Proceedings of the Royal Society of London. Series B: Biological Sciences* 269.1495 (May. 2002), pp. 1025-1030. DOI: 10.1098/rspb.2002.1978. <URL: <https://doi.org/10.1098/rspb.2002.1978>>.
- [32] T. M. BURLAND, N. C. BENNETT, J. U. M. JARVIS, et al. “Colony structure and parentage in wild colonies of co-operatively breeding Damaraland mole-rats suggest incest avoidance alone may not maintain reproductive skew”. In: *Molecular Ecology* 13.8 (Jul. 2004), pp. 2371-2379. DOI: 10.1111/j.1365-294x.2004.02233.x. <URL: <https://doi.org/10.1111/j.1365-294x.2004.02233.x>>.
- [33] S. Cafazzo, R. Bonanni, P. Valsecchi, et al. “Social Variables Affecting Mate Preferences, Copulation and Reproductive Outcome in a Pack of Free-Ranging Dogs”. In: *PLoS ONE* 9.6 (Jun. 2014). Ed. by C. Wicker-Thomas, p. e98594. DOI: 10.1371/journal.pone.0098594. <URL: <https://doi.org/10.1371/journal.pone.0098594>>.



- [34] S. Cafazzo, P. Valsecchi, R. Bonanni, et al. “Dominance in relation to age, sex, and competitive contexts in a group of free-ranging domestic dogs”. In: *Behavioral Ecology* 21.3 (2010), pp. 443-455. DOI: 10.1093/beheco/arq001. <URL: <https://doi.org/10.1093/beheco/arq001>>.
- [35] E. Z. Cameron, T. H. Setsaas, and W. L. Linklater. “Social bonds between unrelated females increase reproductive success in feral horses”. In: *Proceedings of the National Academy of Sciences* 106.33 (Aug. 2009), pp. 13850-13853. DOI: 10.1073/pnas.0900639106. <URL: <https://doi.org/10.1073/pnas.0900639106>>.
- [36] F. Cappa, M. Lombardini, and A. Meriggi. “Influence of seasonality, environmental and anthropic factors on crop damage by wild boar *Sus scrofa*”. In: *Folia Zoologica* 68.4 (2021), p. 261. ISSN: 0139-7893. DOI: 10.25225/fozo.015.2019. <URL: <http://dx.doi.org/10.25225/fozo.015.2019>>.
- [37] M. D. Carling, P. A. Wiseman, and J. A. Byers. “MICROSATELLITE ANALYSIS REVEALS MULTIPLE PATERNITY IN A POPULATION OF WILD PRONGHORN ANTELOPES (*ANTILOCAPRA AMERICANA*)”. In: *Journal of Mammalogy* 84.4 (Nov. 2003), pp. 1237-1243. DOI: 10.1644/brb-116. <URL: <https://doi.org/10.1644/brb-116>>.
- [38] J. Cassinello. “Factors modifying female social ranks in *Ammotragus*”. In: *Applied Animal Behaviour Science* 45.1-2 (Oct. 1995), pp. 175-180. DOI: 10.1016/0168-1591(95)00583-e. <URL: [https://doi.org/10.1016/0168-1591\(95\)00583-e](https://doi.org/10.1016/0168-1591(95)00583-e)>.
- [39] J. Cassinello and C. L. Alados. “Female reproductive success in captive *Ammotragus lervia* (Bovidae, Artiodactyla). Study of its components and effects of hierarchy and inbreeding”. In: *Journal of Zoology* 239.1 (May. 1996), pp. 141-153. DOI: 10.1111/j.1469-7998.1996.tb05442.x. <URL: <https://doi.org/10.1111/j.1469-7998.1996.tb05442.x>>.
- [40] F. Ceacero, M. K. á, A. J. Garc, et al. “Different maternal investment strategies for male and female calves in a polygynous mammal”. In: *Current Zoology* 65.3 (Jun. 2018). Ed. by Z. Jia, pp. 269-277. DOI: 10.1093/cz/zoy049. <URL: <https://doi.org/10.1093/cz/zoy049>>.
- [41] F. Ceacero, T. Landete-Castillejos, A. J. Garc, et al. “Kinship Discrimination and Effects on Social Rank and Aggressiveness Levels in Iberian Red Deer Hinds”. In: *Ethology* 113.12 (Dec. 2007), pp. 1133-1140. DOI: 10.1111/j.1439-0310.2007.01427.x. <URL: <https://doi.org/10.1111/j.1439-0310.2007.01427.x>>.
- [42] M. O. M. Chelini, R. Palme, and E. Otta. “Social stress and reproductive success in the female Syrian hamster: Endocrine and behavioral correlates”. In: *Physiology & Behavior* 104.5 (Oct. 2011), pp. 948-954. DOI: 10.1016/j.physbeh.2011.06.006. <URL: <https://doi.org/10.1016/j.physbeh.2011.06.006>>.
- [43] B. D. Chepko-Sade and T. J. Olivier. “Coefficient of genetic relationship and the probability of intragenealogical fission in *Macaca mulatta*”. In: *Behavioral Ecology and Sociobiology* 5.3 (1979), pp. 263-278. DOI: 10.1007/bf00293675. <URL: <https://doi.org/10.1007/bf00293675>>.
- [44] T. Christenson and B. L. Boeuf. “Aggression in the Female Northern Elephant Seal, *Mirounga Angustirostris*”. In: *Behaviour* 64.1-2 (1978), pp. 158-171. DOI: 10.1163/156853978x00495. <URL: <https://doi.org/10.1163/156853978x00495>>.
- [45] E. Clancey and J. A. Byers. “A comprehensive test of the Trivershypothesis in pronghorn (*Antilocapra americana*)”. In: *Journal of Mammalogy* 97.1 (Oct. 2015), pp. 179-186. DOI: 10.1093/jmammal/gyv168. <URL: <https://doi.org/10.1093/jmammal/gyv168>>.
- [46] F. M. Clarke and C. G. Faulkes. “Dominance and queen succession in captive colonies of the eusocial naked mole, *Heterocephalus glaber*”. In: *Proceedings of the Royal Society of London. Series B: Biological Sciences* 264.1384 (Jul. 1997), pp. 993-1000. DOI: 10.1098/rspb.1997.0137. <URL: <https://doi.org/10.1098/rspb.1997.0137>>.

- [47] T. H. Clutton-Brock, S. D. Albon, and F. E. Guinness. “Maternal dominance, breeding success and birth sex ratios in red deer”. In: *Nature* 308.5957 (Mar. 1984), pp. 358-360. DOI: 10.1038/308358a0. <URL: <https://doi.org/10.1038/308358a0>>.
- [48] C. L. Coe, J. Chen, E. L. Lowe, et al. “Hormonal and behavioral changes at puberty in the squirrel monkey”. In: *Hormones and Behavior* 15.1 (Mar. 1981), pp. 36-53. DOI: 10.1016/0018-506x(81)90033-7. <URL: [https://doi.org/10.1016/0018-506x\(81\)90033-7](https://doi.org/10.1016/0018-506x(81)90033-7)>.
- [49] M. Cords. “Friendship among adult female blue monkeys (*Cercopithecus mitis*)”. In: *Behaviour* 139.2 (2002), pp. 291-314. DOI: 10.1163/156853902760102681. <URL: <https://doi.org/10.1163/156853902760102681>>.
- [50] L. A. Correa, B. Zapata, H. Samaniego, et al. “Social structure in a family group of Guanaco (*Lama guanicoe*, Ungulate): Is female hierarchy based on prior attributes’ or social dynamics’?” In: *Behavioural Processes* 98 (Sep. 2013), pp. 92-97. DOI: 10.1016/j.beproc.2013.05.003. <URL: <https://doi.org/10.1016/j.beproc.2013.05.003>>.
- [51] D. L. Cram, P. Monaghan, R. Gillespie, et al. “Rank-Related Contrasts in Longevity Arise from Extra-Group Excursions Not Delayed Senescence in a Cooperative Mammal”. In: *Current Biology* 28.18 (Sep. 2018), pp. 2934-2939.e4. DOI: 10.1016/j.cub.2018.07.021. <URL: <https://doi.org/10.1016/j.cub.2018.07.021>>.
- [52] S. Creel. “DOMINANCE, AGGRESSION, AND GLUCOCORTICOID LEVELS IN SOCIAL CARNIVORES”. In: *Journal of Mammalogy* 86.2 (Apr. 2005), pp. 255-264. DOI: 10.1644/bhe-002.1. <URL: <https://doi.org/10.1644/bhe-002.1>>.
- [53] S. R. Creel and P. M. Waser. “Inclusive fitness and reproductive strategies in dwarf mongooses”. In: *Behavioral Ecology* 5.3 (1994), pp. 339-348. DOI: 10.1093/beheco/5.3.339. <URL: <https://doi.org/10.1093/beheco/5.3.339>>.
- [54] S. Creel, N. M. Creel, M. G. L. Mills, et al. “Rank and reproduction in cooperatively breeding African wild dogs: behavioral and endocrine correlates”. In: *Behavioral Ecology* 8.3 (1997), pp. 298-306. DOI: 10.1093/beheco/8.3.298. <URL: <https://doi.org/10.1093/beheco/8.3.298>>.
- [55] P. Dammann, R. Šumbera, C. Maßmann, et al. “Extended Longevity of Reproductives Appears to be Common in *Fukomys* Mole-Rats (Rodentia, Bathyergidae)”. In: *PLoS ONE* 6.4 (Apr. 2011). Ed. by G. G. de Polavieja, p. e18757. DOI: 10.1371/journal.pone.0018757. <URL: <https://doi.org/10.1371/journal.pone.0018757>>.
- [56] J. J. Dennehy. “Influence of social dominance rank on diet quality of pronghorn females”. In: *Behavioral Ecology* 12.2 (Mar. 2001), pp. 177-181. DOI: 10.1093/beheco/12.2.177. <URL: <https://doi.org/10.1093/beheco/12.2.177>>.
- [57] J. C. Deutsch and P. C. Lee. “Dominance and feeding competition in captive rhesus monkeys”. In: *International Journal of Primatology* 12.6 (Dec. 1991), pp. 615-628. DOI: 10.1007/bf02547673. <URL: <https://doi.org/10.1007/bf02547673>>.
- [58] J. M. Dietz and A. J. Baker. “Polygyny and female reproductive success in golden lion tamarins, *Leontopithecus rosalia*”. In: *Animal Behaviour* 46.6 (Dec. 1993), pp. 1067-1078. DOI: 10.1006/anbe.1993.1297. <URL: <https://doi.org/10.1006/anbe.1993.1297>>.
- [59] L. J. Digby. “Social organization in a wild population of *Callithrix jacchus*: II. Intragroup social behavior”. In: *Primates* 36.3 (Jul. 1995), pp. 361-375. DOI: 10.1007/bf02382859. <URL: <https://doi.org/10.1007/bf02382859>>.
- [60] W. P. Dittus. “The Evolution of Behaviors Regulating Density and Age-Specific Sex Ratios in a Primate Population”. In: *Behaviour* 69.3-4 (1979), pp. 265-301. DOI: 10.1163/156853979x00511. <URL: <https://doi.org/10.1163/156853979x00511>>.

- [61] W. P. J. Dittus. “Sex differences in fitness following a group take-over among Toque macaques: testing models of social evolution”. In: *Behavioral Ecology and Sociobiology* 19.4 (Sep. 1986), pp. 257-266. DOI: 10.1007/bf00300640. <URL: <https://doi.org/10.1007/bf00300640>>.
- [62] N. Djaković, Ø. Holand, A. L. Hovland, et al. “Association patterns and kinship in female reindeer (*Rangifer tarandus*) during rut”. In: *acta ethologica* 15.2 (Dec. 2011), pp. 165-171. DOI: 10.1007/s10211-011-0121-x. <URL: <https://doi.org/10.1007/s10211-011-0121-x>>.
- [63] A. Doby. “Breeding suppression between two unrelated and initially unfamiliar females occurs with or without social tolerance in common voles (*Microtus arvalis*)”. In: *Journal of Ethology* 27.3 (Oct. 2008), pp. 299-306. DOI: 10.1007/s10164-008-0118-8. <URL: <https://doi.org/10.1007/s10164-008-0118-8>>.
- [64] P. Dolhinow, J. J. McKenna, and J. V. H. Laws. “Rank and reproduction among female langur monkeys: Aging and improvement (They’re not just getting older, they’re getting better)”. In: *Aggressive Behavior* 5.1 (1979), pp. 19-30. DOI: 10.1002/1098-2337(1979)5:1<19::aid-ab2480050104>3.0.co;2-7. <URL: [https://doi.org/10.1002/1098-2337\(1979\)5:1<19::aid-ab2480050104>3.0.co;2-7](https://doi.org/10.1002/1098-2337(1979)5:1<19::aid-ab2480050104>3.0.co;2-7)>.
- [65] L. C. Drickamer. “A Ten-Year Summary of Reproductive Data for Free-Ranging *Macaca mulatta*”. In: *Folia Primatologica* 21.1 (1974), pp. 61-80. DOI: 10.1159/000155596. <URL: <https://doi.org/10.1159/000155596>>.
- [66] L. C. Drickamer. “Social dominance, reproduction, and release of the maturation-delaying chemosignal in the urine of female house mice (*Mus musculus*)”. In: *Journal of Comparative Psychology* 99.4 (Dec. 1985), pp. 411-419. DOI: 10.1037/0735-7036.99.4.411. <URL: <https://doi.org/10.1037/0735-7036.99.4.411>>.
- [67] J. Duboscq, C. Neumann, M. Agil, et al. “Degrees of freedom in social bonds of crested macaque females”. In: *Animal Behaviour* 123 (Jan. 2017), pp. 411-426. DOI: 10.1016/j.anbehav.2016.11.010. <URL: <https://doi.org/10.1016/j.anbehav.2016.11.010>>.
- [68] R. Dunbar. *Reproductive Decisions*. Princeton University Press, Dec. 1985. DOI: 10.1515/9781400853847. <URL: <https://doi.org/10.1515/9781400853847>>.
- [69] R. I. M. Dunbar. “Determinants and evolutionary consequences of dominance among female gelada baboons”. In: *Behavioral Ecology and Sociobiology* 7.4 (Nov. 1980), pp. 253-265. DOI: 10.1007/bf00300665. <URL: <https://doi.org/10.1007/bf00300665>>.
- [70] R. I. M. DUNBAR and E. P. DUNBAR. “Dominance and reproductive success among female gelada baboons”. In: *Nature* 266.5600 (Mar. 1977), pp. 351-352. DOI: 10.1038/266351a0. <URL: <https://doi.org/10.1038/266351a0>>.
- [71] S. Cote. “DOMINANCE HIERARCHIES IN FEMALE MOUNTAIN GOATS: STABILITY, AGGRESSIVENESS AND DETERMINANTS OF RANK”. In: *Behaviour* 137.11 (2000), pp. 1541-1566. DOI: 10.1163/156853900502718. <URL: <https://doi.org/10.1163/156853900502718>>.
- [72] S. Cote and M. Festa-Bianchet. “Reproductive success in female mountain goats: the influence of age and social rank”. In: *Animal Behaviour* 62.1 (Jul. 2001), pp. 173-181. DOI: 10.1006/anbe.2001.1719. <URL: <https://doi.org/10.1006/anbe.2001.1719>>.
- [73] T. Eccles and D. Shackleton. “Correlates and consequences of social status in female bighorn sheep”. In: *Animal Behaviour* 34.5 (Oct. 1986), pp. 1392-1401. DOI: 10.1016/s0003-3472(86)80210-x. <URL: [https://doi.org/10.1016/s0003-3472\(86\)80210-x](https://doi.org/10.1016/s0003-3472(86)80210-x)>.
- [74] W. Eckardt, K. Fawcett, and A. W. Fletcher. “Weaned age variation in the Virunga mountain gorillas (*Gorilla beringei beringei*): influential factors”. In: *Behavioral Ecology and Sociobiology* 70.4 (Feb. 2016), pp. 493-507. DOI: 10.1007/s00265-016-2066-6. <URL: <https://doi.org/10.1007/s00265-016-2066-6>>.

- [75] S. Ellis, N. Snyder-Mackler, A. Ruiz-Lambides, et al. “Deconstructing sociality: the types of social connections that predict longevity in a group-living primate”. In: *Proceedings of the Royal Society B: Biological Sciences* 286.1917 (Dec. 2019), p. 20191991. DOI: 10.1098/rspb.2019.1991. <URL: <https://doi.org/10.1098/rspb.2019.1991>>.
- [76] L. A. Fairbanks, M. J. Jorgensen, J. N. Bailey, et al. “Heritability and genetic correlation of hair cortisol in vervet monkeys in low and higher stress environments”. In: *Psychoneuroendocrinology* 36.8 (Sep. 2011), pp. 1201-1208. DOI: 10.1016/j.psyneuen.2011.02.013. <URL: <https://doi.org/10.1016/j.psyneuen.2011.02.013>>.
- [77] L. A. Fairbanks and M. T. McGuire. “Determinants of fecundity and reproductive success in captive vervet monkeys”. In: *American Journal of Primatology* 7.1 (1984), pp. 27-38. DOI: 10.1002/ajp.1350070106. <URL: <https://doi.org/10.1002/ajp.1350070106>>.
- [78] C. G. Faulkes and N. C. Bennett. “Family values: group dynamics and social control of reproduction in African mole-rats”. In: *Trends in Ecology & Evolution* 16.4 (Apr. 2001), pp. 184-190. DOI: 10.1016/s0169-5347(01)02116-4. <URL: [https://doi.org/10.1016/s0169-5347\(01\)02116-4](https://doi.org/10.1016/s0169-5347(01)02116-4)>.
- [79] L. M. Fedigan, S. D. Carnegie, and K. M. Jack. “Predictors of reproductive success in female white-faced capuchins (*Cebus capucinus*)”. In: *American Journal of Physical Anthropology* 137.1 (Sep. 2008), pp. 82-90. DOI: 10.1002/ajpa.20848. <URL: <https://doi.org/10.1002/ajpa.20848>>.
- [80] L. M. Fedigan, L. Fedigan, S. Gouzoules, et al. “Lifetime Reproductive Success in Female Japanese Macaques”. In: *Folia Primatologica* 47.2-3 (1986), pp. 143-157. DOI: 10.1159/000156271. <URL: <https://doi.org/10.1159/000156271>>.
- [81] L. Fedigan and M. Bergstrom. “Dominance among female white-faced capuchin monkeys (*Cebus capucinus*): hierarchical linearity, nepotism, strength and stability”. In: *Behaviour* 147.7 (2010), pp. 899-931. DOI: 10.1163/000579510x497283. <URL: <https://doi.org/10.1163/000579510x497283>>.
- [82] M. Festa-Bianchet. “The social system of bighorn sheep: grouping patterns, kinship and female dominance rank”. In: *Animal Behaviour* 42.1 (Jul. 1991), pp. 71-82. DOI: 10.1016/s0003-3472(05)80607-4. <URL: [https://doi.org/10.1016/s0003-3472\(05\)80607-4](https://doi.org/10.1016/s0003-3472(05)80607-4)>.
- [83] F. Fournier and M. Festa-Bianchet. “Social dominance in adult female mountain goats”. In: *Animal Behaviour* 49.6 (Jun. 1995), pp. 1449-1459. DOI: 10.1016/0003-3472(95)90066-7. <URL: [https://doi.org/10.1016/0003-3472\(95\)90066-7](https://doi.org/10.1016/0003-3472(95)90066-7)>.
- [84] P. A. Garber, F. E. On, L. Moya, et al. “Demographic and reproductive patterns in moustached tamarin monkeys (*Saguinus mystax*): Implications for reconstructing platyrrhine mating systems”. In: *American Journal of Primatology* 29.4 (1993), pp. 235-254. DOI: 10.1002/ajp.1350290402. <URL: <https://doi.org/10.1002/ajp.1350290402>>.
- [85] C. Garcia, P. Lee, and L. Rosetta. “Dominance and reproductive rates in captive female olive baboons, *Papio anubis*”. In: *American Journal of Physical Anthropology* 131.1 (2006), pp. 64-72. DOI: 10.1002/ajpa.20405. <URL: <https://doi.org/10.1002/ajpa.20405>>.
- [86] A. Gaylard, Y. Harrison, and N. C. Bennett. “Temporal changes in the social structure of a captive colony of the Damaraland mole-rat, *Cryptomys damarensis*: the relationship of sex and age to dominance and burrow-maintenance activity”. In: *Journal of Zoology* 244.3 (Mar. 1998), pp. 313-321. DOI: 10.1111/j.1469-7998.1998.tb00035.x. <URL: <https://doi.org/10.1111/j.1469-7998.1998.tb00035.x>>.
- [87] G. Gerlach. “Reproductive skew, costs, and benefits of cooperative breeding in female wood mice (*Apodemus sylvaticus*)”. In: *Behavioral Ecology* 13.3 (May. 2002), p. 408-418. ISSN: 1465-7279. DOI: 10.1093/beheco/13.3.408. <URL: <http://dx.doi.org/10.1093/beheco/13.3.408>>.
- [88] G. Gerlach. “Reproductive skew, costs, and benefits of cooperative breeding in female wood mice (*Apodemus sylvaticus*)”. In: *Behavioral Ecology* 13.3 (May. 2002), pp. 408-418. DOI: 10.1093/beheco/13.3.408. <URL: <https://doi.org/10.1093/beheco/13.3.408>>.

- [89] L. R. Gesquiere, J. Altmann, E. A. Archie, et al. “Interbirth intervals in wild baboons: Environmental predictors and hormonal correlates”. In: *American Journal of Physical Anthropology* 166.1 (Feb. 2018), pp. 107-126. DOI: 10.1002/ajpa.23407. <URL: <https://doi.org/10.1002/ajpa.23407>>.
- [90] D. J. Girman, M. G. L. Mills, E. Geffen, et al. “A molecular genetic analysis of social structure, dispersal, and interpack relationships of the African wild dog (*Lycaon pictus* 1mu)”. In: *Behavioral Ecology and Sociobiology* 40.3 (Mar. 1997), pp. 187-198. DOI: 10.1007/s002650050332. <URL: <https://doi.org/10.1007/s002650050332>>.
- [91] K. E. Glander. “Reproduction and population growth in free-ranging mantled howling monkeys”. In: *American Journal of Physical Anthropology* 53.1 (Jul. 1980), pp. 25-36. DOI: 10.1002/ajpa.1330530106. <URL: <https://doi.org/10.1002/ajpa.1330530106>>.
- [92] A. W. Goldizen, J. Mendelson, M. van Vlaardingen, et al. “Saddle-back tamarin (*Saguinus fuscicollis*) reproductive strategies: Evidence from a thirteen-year study of a marked population”. In: *American Journal of Primatology* 38.1 (1996), pp. 57-83. DOI: 10.1002/(sici)1098-2345(1996)38:1<57::aid-ajp6>3.0.co;2-s. <URL: [https://doi.org/10.1002/\(sici\)1098-2345\(1996\)38:1<57::aid-ajp6>3.0.co;2-s](https://doi.org/10.1002/(sici)1098-2345(1996)38:1<57::aid-ajp6>3.0.co;2-s)>.
- [93] M. Gomendio. “The influence of maternal rank and infant sex on maternal investment trends in rhesus macaques: birth sex ratios, interbirth intervals and suckling patterns”. In: *Behavioral Ecology and Sociobiology* 27.5 (1990), pp. 365-375. DOI: 10.1007/bf00164008. <URL: <https://doi.org/10.1007/bf00164008>>.
- [94] M. Gomendio, T. H. Clutton-Brock, S. D. Albon, et al. “Mammalian sex ratios and variation in costs of rearing sons and daughters”. In: *Nature* 343.6255 (Jan. 1990), pp. 261-263. DOI: 10.1038/343261a0. <URL: <https://doi.org/10.1038/343261a0>>.
- [95] H. Gouzoules, S. Gouzoules, and L. Fedigan. “Behavioural dominance and reproductive success in female Japanese monkeys (*Macaca fuscata*)”. In: *Animal Behaviour* 30.4 (Nov. 1982), pp. 1138-1150. DOI: 10.1016/s0003-3472(82)80204-2. <URL: [https://doi.org/10.1016/s0003-3472\(82\)80204-2](https://doi.org/10.1016/s0003-3472(82)80204-2)>.
- [96] W. C. Green and A. Rothstein. “Sex bias or equal opportunity? Patterns of maternal investment in bison”. In: *Behavioral Ecology and Sociobiology* 29.5 (Dec. 1991), pp. 373-384. DOI: 10.1007/bf00165963. <URL: <https://doi.org/10.1007/bf00165963>>.
- [97] D. Greenberg-Cohen, P. U. Alkon, and Y. Yom-Tov. “A Linear Dominance Hierarchy in Female Nubian Ibex”. In: *Ethology* 98.3-4 (Apr. 2010), pp. 210-220. DOI: 10.1111/j.1439-0310.1994.tb01072.x. <URL: <https://doi.org/10.1111/j.1439-0310.1994.tb01072.x>>.
- [98] A. S. Griffin. “A genetic analysis of breeding success in the cooperative meerkat (*Suricata suricatta*)”. In: *Behavioral Ecology* 14.4 (Jul. 2003), pp. 472-480. DOI: 10.1093/beheco/arg040. <URL: <https://doi.org/10.1093/beheco/arg040>>.
- [99] K. Hackländer, E. Möstl, and W. Arnold. “Reproductive suppression in female Alpine marmots, *Marmota marmota*”. In: *Animal Behaviour* 65.6 (Jun. 2003), pp. 1133-1140. DOI: 10.1006/anbe.2003.2159. <URL: <https://doi.org/10.1006/anbe.2003.2159>>.
- [100] M. J. HALL. “Social Organization in an Enclosed Group of Red Deer (*Cervus elaphus* L.) on Rhum. I. The Dominance Hierarchy of Females and their Offspring”. In: *Zeitschrift für Tierpsychologie* 61.3 (Apr. 2010), pp. 250-262. DOI: 10.1111/j.1439-0310.1983.tb01341.x. <URL: <https://doi.org/10.1111/j.1439-0310.1983.tb01341.x>>.
- [101] C. C. Hass. “Social status in female bighorn sheep (*Ovis canadensis*): expression, development and reproductive correlates”. In: *Journal of Zoology* 225.3 (Nov. 1991), pp. 509-523. DOI: 10.1111/j.1469-7998.1991.tb03832.x. <URL: <https://doi.org/10.1111/j.1469-7998.1991.tb03832.x>>.
- [102] M. Heesen, S. Rogahn, J. Ostner, et al. “Food abundance affects energy intake and reproduction in frugivorous female Assamese macaques”. In: *Behavioral Ecology and Sociobiology* 67.7 (Apr. 2013), pp. 1053-1066. DOI: 10.1007/s00265-013-1530-9. <URL: <https://doi.org/10.1007/s00265-013-1530-9>>.

1530-9>.

- [103] M. D. Henry, S. J. Hankerson, J. M. Siani, et al. “High rates of pregnancy loss by subordinates leads to high reproductive skew in wild golden lion tamarins (*Leontopithecus rosalia*)”. In: *Hormones and Behavior* 63.5 (May. 2013), pp. 675-683. DOI: 10.1016/j.yhbeh.2013.02.009. <URL: <https://doi.org/10.1016/j.yhbeh.2013.02.009>>.
- [104] H. Hofer and M. L. East. “Behavioral processes and costs of co-existence in female spotted hyenas: a life history perspective”. In: *Evolutionary Ecology* 17.4 (Jul. 2003), pp. 315-331. DOI: 10.1023/a:1027352517231. <URL: <https://doi.org/10.1023/a:1027352517231>>.
- [105] S. Hohenbrink and S. Meinecke-Tillmann. “Influence of social dominance on the secondary sex ratio and factors affecting hierarchy in Holstein dairy cows”. In: *Journal of Dairy Science* 95.10 (Oct. 2012), pp. 5694-5701. DOI: 10.3168/jds.2011-5281. <URL: <https://doi.org/10.3168/jds.2011-5281>>.
- [106] O. Holand, H. Gjostein, A. Losvar, et al. “Social rank in female reindeer (*Rangifer tarandus*): effects of body mass, antler size and age”. In: *Journal of Zoology* 263.4 (Aug. 2004), pp. 365-372. DOI: 10.1017/s0952836904005382. <URL: <https://doi.org/10.1017/s0952836904005382>>.
- [107] O. Holand, R. B. Weladji, H. Gjostein, et al. “Reproductive effort in relation to maternal social rank in reindeer (*Rangifer tarandus*)”. In: *Behavioral Ecology and Sociobiology* 57.1 (Jul. 2004), pp. 69-76. DOI: 10.1007/s00265-004-0827-0. <URL: <https://doi.org/10.1007/s00265-004-0827-0>>.
- [108] K. E. HOLEKAMP and L. SMALE. “Dominance Acquisition During Mammalian Social Development: The of Maternal Rank”. In: *American Zoologist* 31.2 (Apr. 1991), pp. 306-317. DOI: 10.1093/icb/31.2.306. <URL: <https://doi.org/10.1093/icb/31.2.306>>.
- [109] K. E. Holekamp, L. Smale, and M. Szykman. “Rank and reproduction in the female spotted hyaena”. In: *Reproduction* 108.2 (Nov. 1996), pp. 229-237. DOI: 10.1530/jrf.0.1080229. <URL: <https://doi.org/10.1530/jrf.0.1080229>>.
- [110] D. von Holst, H. Hutzelmeyer, P. Kaetzke, et al. “Social rank, fecundity and lifetime reproductive success in wild European rabbits (*Oryctolagus cuniculus*)”. In: *Behavioral Ecology and Sociobiology* 51.3 (Feb. 2002), pp. 245-254. DOI: 10.1007/s00265-001-0427-1. <URL: <https://doi.org/10.1007/s00265-001-0427-1>>.
- [111] R. C. V. Horn, J. C. Buchan, J. Altmann, et al. “Divided destinies: group choice by female savannah baboons during social group fission”. In: *Behavioral Ecology and Sociobiology* 61.12 (Jun. 2007), pp. 1823-1837. DOI: 10.1007/s00265-007-0415-1. <URL: <https://doi.org/10.1007/s00265-007-0415-1>>.
- [112] R. C. V. Horn, A. L. Engh, K. T. Scribner, et al. “Behavioural structuring of relatedness in the spotted hyena (*Crocuta crocuta*) suggests direct fitness benefits of clan-level cooperation”. In: *Molecular Ecology* 13.2 (Jan. 2004), pp. 449-458. DOI: 10.1046/j.1365-294x.2003.02071.x. <URL: <https://doi.org/10.1046/j.1365-294x.2003.02071.x>>.
- [113] B. Huang, T. W. Wey, and D. T. Blumstein. “Correlates and Consequences of Dominance in a Social Rodent”. In: *Ethology* 117.7 (May. 2011), pp. 573-585. DOI: 10.1111/j.1439-0310.2011.01909.x. <URL: <https://doi.org/10.1111/j.1439-0310.2011.01909.x>>.
- [114] U. Huck, R. D. Lisk, and M. V. McKay. “Social dominance and reproductive success in pregnant and lactating golden hamsters (*Mesocricetus auratus*) under seminatural conditions”. In: *Physiology & Behavior* 44.3 (Jan. 1988), pp. 313-319. DOI: 10.1016/0031-9384(88)90031-5. <URL: [https://doi.org/10.1016/0031-9384\(88\)90031-5](https://doi.org/10.1016/0031-9384(88)90031-5)>.
- [115] G. Iossa, C. D. Soulsbury, P. J. Baker, et al. “Behavioral changes associated with a population density decline in the facultatively social red fox”. In: *Behavioral Ecology* 20.2 (Dec. 2008), pp. 385-395. DOI: 10.1093/beheco/arn149. <URL: <https://doi.org/10.1093/beheco/arn149>>.

- [116] N. Itoigawa, T. Tanaka, N. Ukai, et al. “Demography and reproductive parameters of a free-ranging group of Japanese macaques (*Macaca fuscata*) at Katsuyama”. In: *Primates* 33.1 (Jan. 1992), pp. 49-68. DOI: 10.1007/bf02382762. <URL: <https://doi.org/10.1007/bf02382762>>.
- [117] J. Jarvis. “Eusociality in a mammal: cooperative breeding in naked mole-rat colonies”. In: *Science* 212.4494 (May. 1981), pp. 571-573. DOI: 10.1126/science.7209555. <URL: <https://doi.org/10.1126/science.7209555>>.
- [118] J. A. Johnson. “Dominance rank in juvenile olive baboons, *Papio anubis*: the influence of gender, size, maternal rank and orphaning”. In: *Animal Behaviour* 35.6 (Dec. 1987), pp. 1694-1708. DOI: 10.1016/s0003-3472(87)80062-3. <URL: [https://doi.org/10.1016/s0003-3472\(87\)80062-3](https://doi.org/10.1016/s0003-3472(87)80062-3)>.
- [119] C. B. Jones. “The functions of status in the mantled howler monkey, *Alouatta palliata* Gray: Intraspecific competition for group membership in a folivorous neotropical primate”. In: *Primates* 21.3 (Jul. 1980), pp. 389-405. DOI: 10.1007/bf02390468. <URL: <https://doi.org/10.1007/bf02390468>>.
- [120] J. H. Jones, M. L. Wilson, C. Murray, et al. “Phenotypic quality influences fertility in Gombe chimpanzees”. In: *Journal of Animal Ecology* 79.6 (Apr. 2010), pp. 1262-1269. DOI: 10.1111/j.1365-2656.2010.01687.x. <URL: <https://doi.org/10.1111/j.1365-2656.2010.01687.x>>.
- [121] U. Kalbitzer, M. L. Bergstrom, S. D. Carnegie, et al. “Female sociality and sexual conflict shape offspring survival in a Neotropical primate”. In: *Proceedings of the National Academy of Sciences* 114.8 (Feb. 2017), pp. 1892-1897. DOI: 10.1073/pnas.1608625114. <URL: <https://doi.org/10.1073/pnas.1608625114>>.
- [122] B. Keane, P. Waser, S. Creel, et al. “Subordinate reproduction in dwarf mongooses”. In: *Animal Behaviour* 47.1 (Jan. 1994), pp. 65-75. DOI: 10.1006/anbe.1994.1008. <URL: <https://doi.org/10.1006/anbe.1994.1008>>.
- [123] D. Kerhoas, D. Perwitasari-Farajallah, M. Agil, et al. “Social and ecological factors influencing offspring survival in wild macaques”. In: *Behavioral Ecology* 25.5 (2014), pp. 1164-1172. DOI: 10.1093/beheco/aru099. <URL: <https://doi.org/10.1093/beheco/aru099>>.
- [124] A. A. Kinahan and N. Pillay. “Dominance status influences female reproductive strategy in a territorial African rodent *Rhabdomys pumilio*”. In: *Behavioral Ecology and Sociobiology* 62.4 (Sep. 2007), pp. 579-587. DOI: 10.1007/s00265-007-0482-3. <URL: <https://doi.org/10.1007/s00265-007-0482-3>>.
- [125] W. J. King and D. A. é. “Social, maternal, and environmental influences on reproductive success in female Alpine marmots (*Marmota marmota*)”. In: *Canadian Journal of Zoology* 80.12 (Dec. 2002), pp. 2137-2143. DOI: 10.1139/z02-205. <URL: <https://doi.org/10.1139/z02-205>>.
- [126] K. Klass and M. Cords. “Agonism and dominance in female blue monkeys”. In: *American Journal of Primatology* 77.12 (Sep. 2015), pp. 1299-1315. DOI: 10.1002/ajp.22481. <URL: <https://doi.org/10.1002/ajp.22481>>.
- [127] J. C. Knowles, P. J. V. C. de Groot, I. Wiesel, et al. “Microsatellite Variation in Namibian Brown Hyenas (*Hyaena brunnea*): Population Structure and Mating System Implications”. In: *Journal of Mammalogy* 90.6 (Dec. 2009), pp. 1381-1391. DOI: 10.1644/08-mamm-a-298r1.1. <URL: <https://doi.org/10.1644/08-mamm-a-298r1.1>>.
- [128] A. Koenig, E. Larney, A. Lu, et al. “Agonistic behavior and dominance relationships in female phayre’s leaf monkeys - preliminary results”. In: *American Journal of Primatology* 64.3 (2004), pp. 351-357. DOI: 10.1002/ajp.20084. <URL: <https://doi.org/10.1002/ajp.20084>>.
- [129] B. König. “Fitness effects of communal rearing in house mice: the role of relatedness versus familiarity”. In: *Animal Behaviour* 48.6 (Dec. 1994), pp. 1449-1457. DOI: 10.1006/anbe.1994.1381. <URL: <https://doi.org/10.1006/anbe.1994.1381>>.

- [130] L. Koren and E. Geffen. “Androgens and social status in female rock hyraxes”. In: *Animal Behaviour* 77.1 (Jan. 2009), pp. 233-238. DOI: 10.1016/j.anbehav.2008.09.031. <URL: <https://doi.org/10.1016/j.anbehav.2008.09.031>>.
- [131] N. Koyama, Y. Takahata, M. A. Huffman, et al. “Reproductive parameters of female Japanese macaques: Thirty years data from the arashiyama troops, Japan”. In: *Primates* 33.1 (Jan. 1992), pp. 33-47. DOI: 10.1007/bf02382761. <URL: <https://doi.org/10.1007/bf02382761>>.
- [132] R. Kümmerli and R. D. Martin. “Male and Female Reproductive Success in *Macaca sylvanus* in Gibraltar: No Evidence for Rank Dependence”. In: *International Journal of Primatology* 26.6 (Dec. 2005), pp. 1229-1249. DOI: 10.1007/s10764-005-8851-0. <URL: <https://doi.org/10.1007/s10764-005-8851-0>>.
- [133] R. Kümmerli and R. D. Martin. “Patterns of infant handling and relatedness in Barbary macaques (*Macaca sylvanus*) on Gibraltar”. In: *Primates* 49.4 (Sep. 2008), pp. 271-282. DOI: 10.1007/s10329-008-0100-7. <URL: <https://doi.org/10.1007/s10329-008-0100-7>>.
- [134] S. Lardy, and A. Cohas. “Intrasexual competition and female dominance in a singular breeding mammal, the Alpine marmot”. In: *Animal Behaviour* 86.6 (Dec. 2013), pp. 1155-1163. DOI: 10.1016/j.anbehav.2013.09.017. <URL: <https://doi.org/10.1016/j.anbehav.2013.09.017>>.
- [135] R. R. Lawler, A. F. Richard, and M. A. Riley. “Genetic population structure of the white sifaka (*Propithecus verreauxi verreauxi*) at Beza Mahafaly Special Reserve, southwest Madagascar (1992)”. In: *Molecular Ecology* 12.9 (Jul. 2003), pp. 2307-2317. DOI: 10.1046/j.1365-294x.2003.01909.x. <URL: <https://doi.org/10.1046/j.1365-294x.2003.01909.x>>.
- [136] B. Liu, C. Wu, P. A. Garber, et al. “Effects of group size and rank on mother-infant relationships and reproductive success in rhesus macaques (*Macaca mulatta*)”. In: *American Journal of Primatology* 80.7 (Jun. 2018), p. e22881. DOI: 10.1002/ajp.22881. <URL: <https://doi.org/10.1002/ajp.22881>>.
- [137] P. H. Lloyd and O. A. E. Rasa. “Status, reproductive success and fitness in Cape mountain zebra (*Equus zebra zebra*)”. In: *Behavioral Ecology and Sociobiology* 25.6 (Dec. 1989), pp. 411-420. DOI: 10.1007/bf00300187. <URL: <https://doi.org/10.1007/bf00300187>>.
- [138] P. Lloyd and O. Rasa. “Incest Avoidance and Attainment of Dominance By Females in a Cape Mountain Zebra (*Equus Zebra Zebra*) Population”. In: *Behaviour* 128.3-4 (1994), pp. 169-188. DOI: 10.1163/156853994x00253. <URL: <https://doi.org/10.1163/156853994x00253>>.
- [139] J. Loy. “The reproductive and heterosexual behaviours of adult patas monkeys in captivity”. In: *Animal Behaviour* 29.3 (Aug. 1981), pp. 714-726. DOI: 10.1016/s0003-3472(81)80006-1. <URL: [https://doi.org/10.1016/s0003-3472\(81\)80006-1](https://doi.org/10.1016/s0003-3472(81)80006-1)>.
- [140] D. de Luca and J. Ginsberg. “Dominance, reproduction and survival in banded mongooses: towards an egalitarian social system?” In: *Animal Behaviour* 61.1 (Jan. 2001), pp. 17-30. DOI: 10.1006/anbe.2000.1559. <URL: <https://doi.org/10.1006/anbe.2000.1559>>.
- [141] D. LUKAS, V. REYNOLDS, C. BOESCH, et al. “To what extent does living in a group mean living with kin?” In: *Molecular Ecology* 14.7 (Apr. 2005), pp. 2181-2196. DOI: 10.1111/j.1365-294x.2005.02560.x. <URL: <https://doi.org/10.1111/j.1365-294x.2005.02560.x>>.
- [142] D. W. Macdonald and S. P. Doolan. “Band Structure and Failures of Reproductive Suppression in a Cooperatively Breeding Carnivore, the Slender-Tailed Meerkat (*Suricata suricatta*)”. In: *Behaviour* 134.11-12 (1997), pp. 827-848. DOI: 10.1163/156853997x00179. <URL: <https://doi.org/10.1163/156853997x00179>>.
- [143] K. MacLeod and T. Clutton-Brock. “No evidence for adaptive sex ratio variation in the cooperatively breeding meerkat, *Suricata suricatta*”. In: *Animal Behaviour* 85.3 (Mar. 2013), pp. 645-653. DOI: 10.1016/j.anbehav.2012.12.028. <URL: <https://doi.org/10.1016/j.anbehav.2012.12.028>>.



- [144] D. Maestripieri. “Female-Biased Maternal Investment in Rhesus Macaques”. In: *Folia Primatologica* 72.1 (2001), pp. 44-47. DOI: 10.1159/000049920. <URL: <https://doi.org/10.1159/000049920>>.
- [145] J. R. Malcolm and K. Marten. “Natural selection and the communal rearing of pups in African wild dogs (*Lycaon pictus*)”. In: *Behavioral Ecology and Sociobiology* 10.1 (Feb. 1982), pp. 1-13. DOI: 10.1007/bf00296390. <URL: <https://doi.org/10.1007/bf00296390>>.
- [146] R. McFarland, D. Murphy, D. Lusseau, et al. “The ‘strength of weak ties’ among female baboons: fitness-related benefits of social bonds”. In: *Animal Behaviour* 126 (Apr. 2017), pp. 101-106. DOI: 10.1016/j.anbehav.2017.02.002. <URL: <https://doi.org/10.1016/j.anbehav.2017.02.002>>.
- [147] D. B. Meikle, L. C. Drickamer, S. H. Vessey, et al. “Dominance Rank and Parental Investment in Swine (*Sus scrofa domestica*)”. In: *Ethology* 102.8 (Apr. 2010), pp. 969-978. DOI: 10.1111/j.1439-0310.1996.tb01174.x. <URL: <https://doi.org/10.1111/j.1439-0310.1996.tb01174.x>>.
- [148] D. B. Meikle, B. L. Tilford, and S. H. Vessey. “Dominance Rank, Secondary Sex Ratio, and Reproduction of Offspring in Polygynous Primates”. In: *The American Naturalist* 124.2 (Aug. 1984), pp. 173-188. DOI: 10.1086/284262. <URL: <https://doi.org/10.1086/284262>>.
- [149] D. B. Meikle and S. H. Vessey. “Maternal dominance rank and lifetime survivorship of male and female rhesus monkeys”. In: *Behavioral Ecology and Sociobiology* 22.6 (Jun. 1988), p. 379–383. ISSN: 1432-0762. DOI: 10.1007/bf00294974. <URL: <http://dx.doi.org/10.1007/BF00294974>>.
- [150] M. Mendl, A. J. Zanella, D. M. Broom, et al. “Maternal social status and birth sex ratio in domestic pigs: an analysis of mechanisms”. In: *Animal Behaviour* 50.5 (1995), pp. 1361-1370. DOI: 10.1016/0003-3472(95)80051-4. <URL: [https://doi.org/10.1016/0003-3472\(95\)80051-4](https://doi.org/10.1016/0003-3472(95)80051-4)>.
- [151] L. C. Metrione and J. D. Harder. “Fecal corticosterone concentrations and reproductive success in captive female southern white rhinoceros”. In: *General and Comparative Endocrinology* 171.3 (May. 2011), pp. 283-292. DOI: 10.1016/j.ygcen.2011.02.010. <URL: <https://doi.org/10.1016/j.ygcen.2011.02.010>>.
- [152] L. C. Metrione, L. M. Penfold, and G. H. Waring. “Social and spatial relationships in captive southern white rhinoceros (*Ceratotherium simum simum*)”. In: *Zoo Biology* 26.6 (Jul. 2007), pp. 487-502. DOI: 10.1002/zoo.20143. <URL: <https://doi.org/10.1002/zoo.20143>>.
- [153] E. S. Michel, S. Demarais, B. K. Strickland, et al. “Contrasting the Effects of Maternal and Behavioral Characteristics on Fawn Birth Mass in White-Tailed Deer”. In: *PLOS ONE* 10.8 (Aug. 2015). Ed. by T. Mappes, p. e0136034. DOI: 10.1371/journal.pone.0136034. <URL: <https://doi.org/10.1371/journal.pone.0136034>>.
- [154] C. L. Mitchell, S. Boinski, and C. P. van Schaik. “Competitive regimes and female bonding in two species of squirrel monkeys (*Saimiri oerstedii* and *S. sciureus*)”. In: *Behavioral Ecology and Sociobiology* 28.1 (Jan. 1991), pp. 55-60. DOI: 10.1007/bf00172139. <URL: <https://doi.org/10.1007/bf00172139>>.
- [155] L. Modolo and R. D. Martin. “Reproductive success in relation to dominance rank in the absence of prime-age males in Barbary macaques”. In: *American Journal of Primatology* 70.1 (2007), pp. 26-34. DOI: 10.1002/ajp.20452. <URL: <https://doi.org/10.1002/ajp.20452>>.
- [156] D. D. Moor, C. Roos, J. Ostner, et al. “Female Assamese macaques bias their affiliation to paternal and maternal kin”. In: *Behavioral Ecology* 31.2 (Jan. 2020). Ed. by L. Barrett, pp. 493-507. DOI: 10.1093/beheco/arz213. <URL: <https://doi.org/10.1093/beheco/arz213>>.
- [157] J. T. Morales-Pineyrua, G. Ciappesoni, and R. Ungerfeld. “Social rank and reproductive performance of pampas deer females (*Ozotoceros bezoarticus*, Linnaeus, 1758)”. In: *Behavioural Processes* 105 (Jun. 2014), pp. 49-52. DOI: 10.1016/j.beproc.2014.03.004. <URL: <https://doi.org/10.1016/j.beproc.2014.03.004>>.

- [158] R. Mykytowycz. “Social behaviour of an experimental colony of wild rabbits, *Oryctolagus cuniculus* (L.) II. First breeding season”. In: *CSIRO Wildlife Research* 4.1 (1959), p. 1. DOI: 10.1071/cwr9590001. <URL: <https://doi.org/10.1071/cwr9590001>>.
- [159] N. Nakagawa, M. Matsubara, Y. Shimooka, et al. “Embracing in a Wild Group of Yakushima Macaques (*Macaca fuscata yakui*) as an Example of Social Customs”. In: *Current Anthropology* 56.1 (Feb. 2015), pp. 104-120. DOI: 10.1086/679448. <URL: <https://doi.org/10.1086/679448>>.
- [160] J. Nelson and A. Goldstone. “Reproduction in *Peradorcas-Concinna* (Marsupialia, Macropodidae)”. In: *Wildlife Research* 13.4 (1986), p. 501. DOI: 10.1071/wr9860501. <URL: <https://doi.org/10.1071/wr9860501>>.
- [161] H. J. Nichols, W. Amos, M. A. Cant, et al. “Top males gain high reproductive success by guarding more successful females in a cooperatively breeding mongoose”. In: *Animal Behaviour* 80.4 (Oct. 2010), pp. 649-657. DOI: 10.1016/j.anbehav.2010.06.025. <URL: <https://doi.org/10.1016/j.anbehav.2010.06.025>>.
- [162] H. J. Nichols, M. B. V. Bell, S. J. Hodge, et al. “Resource limitation moderates the adaptive suppression of subordinate breeding in a cooperatively breeding mongoose”. In: *Behavioral Ecology* 23.3 (Feb. 2012), pp. 635-642. DOI: 10.1093/beheco/ars008. <URL: <https://doi.org/10.1093/beheco/ars008>>.
- [163] H. J. Nichols, N. R. Jordan, G. A. Jamie, et al. “Fine-scale spatiotemporal patterns of genetic variation reflect budding dispersal coupled with strong natal philopatry in a cooperatively breeding mammal”. In: *Molecular Ecology* 21.21 (Sep. 2012), pp. 5348-5362. DOI: 10.1111/mec.12015. <URL: <https://doi.org/10.1111/mec.12015>>.
- [164] K. Nieuwenhuijsen, A. J. J. C. Lammers, K. J. de Neef, et al. “Reproduction and social rank in female stump-tail Macaques (*Macaca arctoides*)”. In: *International Journal of Primatology* 6.1 (Feb. 1985), pp. 77-99. DOI: 10.1007/bf02693697. <URL: <https://doi.org/10.1007/bf02693697>>.
- [165] M. A. van Noordwijk and C. P. van Schaik. “Competition among female long-tailed macaques, *Macaca fascicularis*”. In: *Animal Behaviour* 35.2 (Apr. 1987), pp. 577-589. DOI: 10.1016/s0003-3472(87)80284-1. <URL: [https://doi.org/10.1016/s0003-3472\(87\)80284-1](https://doi.org/10.1016/s0003-3472(87)80284-1)>.
- [166] M. A. van Noordwijk and C. P. van Schaik. “The effects of dominance rank and group size on female lifetime reproductive success in wild long-tailed macaques, *Macaca fascicularis*”. In: *Primates* 40.1 (Jan. 1999), pp. 105-130. DOI: 10.1007/bf02557705. <URL: <https://doi.org/10.1007/bf02557705>>.
- [167] M. A. van Noordwijk and C. P. van Schaik. “The effects of dominance rank and group size on female lifetime reproductive success in wild long-tailed macaques, *Macaca fascicularis*”. In: *Primates* 40.1 (Jan. 1999), p. 105-130. ISSN: 1610-7365. DOI: 10.1007/bf02557705. <URL: <http://dx.doi.org/10.1007/BF02557705>>.
- [168] C. L. Nunn and M. E. Pereira. “Group histories and offspring sex ratios in ring-tailed lemurs (*Lemur catta*)”. In: *Behavioral Ecology and Sociobiology* 48.1 (Jun. 2000), pp. 18-28. DOI: 10.1007/s002650000206. <URL: <https://doi.org/10.1007/s002650000206>>.
- [169] D. H. NUSSEY, D. W. COLTMAN, T. COULSON, et al. “Rapidly declining fine-scale spatial genetic structure in female red deer”. In: *Molecular Ecology* 14.11 (Oct. 2005), pp. 3395-3405. DOI: 10.1111/j.1365-294x.2005.02692.x. <URL: <https://doi.org/10.1111/j.1365-294x.2005.02692.x>>.
- [170] D. OWENS and M. OWENS. “Social dominance and reproductive patterns in brown hyaenas, *Hyaena brunnea*, of the central Kalahari desert”. In: *Animal Behaviour* 51.3 (Mar. 1996), pp. 535-551. DOI: 10.1006/anbe.1996.0058. <URL: <https://doi.org/10.1006/anbe.1996.0058>>.
- [171] C. Packer, D. A. Collins, A. Sindimwo, et al. “Reproductive constraints on aggressive competition in female baboons”. In: *Nature* 373.6509 (Jan. 1995), pp. 60-63. DOI: 10.1038/373060a0. <URL: <https://doi.org/10.1038/373060a0>>.

- [172] J. A. Parga, M. L. Sauther, F. P. Cuzzo, et al. “Genetic Evidence for Male and Female Dispersal in Wild Lemur *catta*”. In: *Folia Primatologica* 86.1-2 (May. 2015), pp. 66-75. DOI: 10.1159/000369386. <URL: <https://doi.org/10.1159/000369386>>.
- [173] V. P. Patil, T. J. Karels, and D. S. Hik. “Ecological, Evolutionary and Social Constraints on Reproductive Effort: Are Hoary Marmots Really Biennial Breeders?” In: *PLOS ONE* 10.3 (Mar. 2015). Ed. by J. M. Waterman, p. e0119081. DOI: 10.1371/journal.pone.0119081. <URL: <https://doi.org/10.1371/journal.pone.0119081>>.
- [174] A. Paul and J. Kuester. “Dominance, kinship and reproductive value in female Barbary macaques (*Macaca sylvanus*) at Affenberg Salem”. In: *Behavioral Ecology and Sociobiology* 21.5 (Nov. 1987), pp. 323-331. DOI: 10.1007/bf00299970. <URL: <https://doi.org/10.1007/bf00299970>>.
- [175] A. Paul and D. Thommen. “Timing of Birth, Female Reproductive Success and Infant Sex Ratio in Semifree-Ranging Barbary Macaques (*Macaca sylvanus*)”. In: *Folia Primatologica* 42.1 (1984), pp. 2-16. DOI: 10.1159/000156140. <URL: <https://doi.org/10.1159/000156140>>.
- [176] J. Pluhacek, L. B. š, and L. Cul'. “High-ranking mares of captive plains zebra *Equus burchelli* have greater reproductive success than low-ranking mares”. In: *Applied Animal Behaviour Science* 99.3-4 (Sep. 2006), pp. 315-329. DOI: 10.1016/j.applanim.2005.11.003. <URL: <https://doi.org/10.1016/j.applanim.2005.11.003>>.
- [177] N. C. Pratt and R. D. Lisk. “Effects of social stress during early pregnancy on litter size and sex ratio in the golden hamster (*Mesocricetus auratus*)”. In: *Reproduction* 87.2 (Nov. 1989), pp. 763-769. DOI: 10.1530/jrf.0.0870763. <URL: <https://doi.org/10.1530/jrf.0.0870763>>.
- [178] A. Pusey. “The Influence of Dominance Rank on the Reproductive Success of Female Chimpanzees”. In: *Science* 277.5327 (Aug. 1997), p. 828–831. ISSN: 1095-9203. DOI: 10.1126/science.277.5327.828. <URL: <http://dx.doi.org/10.1126/science.277.5327.828>>.
- [179] D. A. Randall, J. P. Pollinger, R. K. Wayne, et al. “Inbreeding is reduced by female-biased dispersal and mating behavior in Ethiopian wolves”. In: *Behavioral Ecology* 18.3 (Mar. 2007), pp. 579-589. DOI: 10.1093/beheco/arm010. <URL: <https://doi.org/10.1093/beheco/arm010>>.
- [180] R. J. Rhine. “A twenty-one-year study of maternal dominance and secondary sex ratio in a colony group of stump-tailed macaques (*Macaca arctoides*)”. In: *American Journal of Primatology* 32.2 (1994), pp. 145-148. DOI: 10.1002/ajp.1350320207. <URL: <https://doi.org/10.1002/ajp.1350320207>>.
- [181] R. J. Rhine, G. W. Norton, J. Rogers, et al. “Secondary sex ratio and maternal dominance rank among wild yellow baboons (*Papio cynocephalus*) of Mikumi National Park, Tanzania”. In: *American Journal of Primatology* 27.4 (1992), pp. 261-273. DOI: 10.1002/ajp.1350270404. <URL: <https://doi.org/10.1002/ajp.1350270404>>.
- [182] A. M. Robbins, T. Stoinski, K. Fawcett, et al. “Lifetime reproductive success of female mountain gorillas”. In: *American Journal of Physical Anthropology* 146.4 (Oct. 2011), pp. 582-593. DOI: 10.1002/ajpa.21605. <URL: <https://doi.org/10.1002/ajpa.21605>>.
- [183] M. M. Robbins, N. Gerald-Steklis, A. M. Robbins, et al. “Long-term dominance relationships in female mountain gorillas: strength, stability and determinants of rank”. In: *Behaviour* 142.6 (2005), pp. 779-809. DOI: 10.1163/1568539054729123. <URL: <https://doi.org/10.1163/1568539054729123>>.
- [184] M. M. Robbins, A. M. Robbins, N. Gerald-Steklis, et al. “Socioecological influences on the reproductive success of female mountain gorillas (*Gorilla beringei beringei*)”. In: *Behavioral Ecology and Sociobiology* 61.6 (Jan. 2007), pp. 919-931. DOI: 10.1007/s00265-006-0321-y. <URL: <https://doi.org/10.1007/s00265-006-0321-y>>.
- [185] M. M. Robbins, A. M. Robbins, N. Gerald-Steklis, et al. “Socioecological influences on the reproductive success of female mountain gorillas (*Gorilla beringei beringei*)”. In: *Behavioral Ecology and Sociobiology* 61.6 (Jan. 2007), p. 919–931. ISSN: 1432-0762. DOI: 10.1007/s00265-006-0321-y.

<URL: <http://dx.doi.org/10.1007/s00265-006-0321-y>>.

[186] S. Roberts and M. Cords. “Group size but not dominance rank predicts the probability of conception in a frugivorous primate”. In: *Behavioral Ecology and Sociobiology* 67.12 (Jul. 2013), pp. 1995-2009. DOI: 10.1007/s00265-013-1607-5. <URL: <https://doi.org/10.1007/s00265-013-1607-5>>.

[187] T. Ron, S. P. Henzi, and U. Motro. “Do Female Chacma Baboons Compete for a Safe Spatial Position in a Southern Woodland Habitat?” In: *Behaviour* 133.5-6 (1996), pp. 475-490. DOI: 10.1163/156853996x00549. <URL: <https://doi.org/10.1163/156853996x00549>>.

[188] J. P. Rood. “Mating relationships and breeding suppression in the dwarf mongoose”. In: *Animal Behaviour* 28.1 (Feb. 1980), pp. 143-150. DOI: 10.1016/s0003-3472(80)80019-4. <URL: [https://doi.org/10.1016/s0003-3472\(80\)80019-4](https://doi.org/10.1016/s0003-3472(80)80019-4)>.

[189] H. Rothe. “Some Aspects of Sexuality and Reproduction in Groups of Captive Marmosets (*Callithrix jacchus*)”. In: *Zeitschrift für Tierpsychologie* 37.3 (Apr. 2010), pp. 255-273. DOI: 10.1111/j.1439-0310.1975.tb00880.x. <URL: <https://doi.org/10.1111/j.1439-0310.1975.tb00880.x>>.

[190] A. le Roux, J. C. Beehner, and T. J. Bergman. “Female philopatry and dominance patterns in wild geladas”. In: *American Journal of Primatology* 73.5 (Dec. 2010), pp. 422-430. DOI: 10.1002/ajp.20916. <URL: <https://doi.org/10.1002/ajp.20916>>.

[191] J. Ruiter and E. Geffen. “Relatedness of matriline, dispersing males and social groups in longmacaques (*Macaca fascicularis*)”. In: *Proceedings of the Royal Society of London. Series B: Biological Sciences* 265.1391 (Jan. 1998), pp. 79-87. DOI: 10.1098/rspb.1998.0267. <URL: <https://doi.org/10.1098/rspb.1998.0267>>.

[192] A. F. Russell, A. A. Carlson, G. M. McIlrath, et al. “ADAPTIVE SIZE MODIFICATION BY DOMINANT FEMALE MEERKATS”. In: *Evolution* 58.7 (Jul. 2004), pp. 1600-1607. DOI: 10.1111/j.0014-3820.2004.tb01739.x. <URL: <https://doi.org/10.1111/j.0014-3820.2004.tb01739.x>>.

[193] A. Rusu and S. Krackow. “Kin-preferential cooperation, dominance-dependent reproductive skew, and competition for mates in communally nesting female house mice”. In: *Behavioral Ecology and Sociobiology* 56.3 (Apr. 2004). DOI: 10.1007/s00265-004-0787-4. <URL: <https://doi.org/10.1007/s00265-004-0787-4>>.

[194] J. L. Sanderson, H. J. Nichols, H. H. Marshall, et al. “Elevated glucocorticoid concentrations during gestation predict reduced reproductive success in subordinate female banded mongooses”. In: *Biology Letters* 11.10 (Oct. 2015), p. 20150620. DOI: 10.1098/rsbl.2015.0620. <URL: <https://doi.org/10.1098/rsbl.2015.0620>>.

[195] J. Santiago-Moreno, A. Gómez-Brunet, A. Toledano-D', et al. “Social dominance and breeding activity in Spanish ibex (*Capra pyrenaica*) maintained in captivity”. In: *Reproduction, Fertility and Development* 19.3 (2007), p. 436. DOI: 10.1071/rd06122. <URL: <https://doi.org/10.1071/rd06122>>.

[196] C. P. V. Schaik, W. J. Netto, A. J. J. V. Amerongen, et al. “Social rank and sex ratio of captive long-tailed macaque females (*Macaca fascicularis*)”. In: *American Journal of Primatology* 19.3 (1989), pp. 147-161. DOI: 10.1002/ajp.1350190303. <URL: <https://doi.org/10.1002/ajp.1350190303>>.

[197] M. B. Schilder and P. L. Boer. “Ethological investigations on a herd of plains zebra in a safari park: Time-budgets, reproduction and food competition”. In: *Applied Animal Behaviour Science* 18.1 (Jul. 1987), pp. 45-56. DOI: 10.1016/0168-1591(87)90253-x. <URL: [https://doi.org/10.1016/0168-1591\(87\)90253-x](https://doi.org/10.1016/0168-1591(87)90253-x)>.

[198] L. A. Schultz and R. K. Lore. “Communal reproductive success in rats (*Rattus norvegicus*): Effects of group composition and prior social experience.” In: *Journal of Comparative Psychology* 107.2 (1993), pp. 216-222. DOI: 10.1037/0735-7036.107.2.216. <URL: <https://doi.org/10.1037/0735-7036.107.2.216>>.

- [199] J. M. Setchell, M. Charpentier, and E. J. Wickings. “Sexual selection and reproductive careers in mandrills (*Mandrillus sphinx*)”. In: *Behavioral Ecology and Sociobiology* 58.5 (May. 2005), pp. 474-485. DOI: 10.1007/s00265-005-0946-2. <URL: <https://doi.org/10.1007/s00265-005-0946-2>>.
- [200] A. B. A. Shafer, J. M. Northrup, K. S. White, et al. “Habitat selection predicts genetic relatedness in an alpine ungulate”. In: *Ecology* 93.6 (Jun. 2012), pp. 1317-1329. DOI: 10.1890/11-0815.1. <URL: <https://doi.org/10.1890/11-0815.1>>.
- [201] D. Shargal, L. Shore, N. Roteri, et al. “Fecal testosterone is elevated in high ranking female ibexes (*Capra nubiana*) and associated with increased aggression and a preponderance of male offspring”. In: *Theriogenology* 69.6 (Apr. 2008), pp. 673-680. DOI: 10.1016/j.theriogenology.2007.11.017. <URL: <https://doi.org/10.1016/j.theriogenology.2007.11.017>>.
- [202] J. B. Silk. “Social Bonds of Female Baboons Enhance Infant Survival”. In: *Science* 302.5648 (Nov. 2003), pp. 1231-1234. DOI: 10.1126/science.1088580. <URL: <https://doi.org/10.1126/science.1088580>>.
- [203] J. B. Silk, J. C. Beehner, T. J. Bergman, et al. “Strong and Consistent Social Bonds Enhance the Longevity of Female Baboons”. In: *Current Biology* 20.15 (Aug. 2010), pp. 1359-1361. DOI: 10.1016/j.cub.2010.05.067. <URL: <https://doi.org/10.1016/j.cub.2010.05.067>>.
- [204] J. B. Silk, C. B. Clark-Wheatley, P. S. Rodman, et al. “Differential reproductive success and facultative adjustment of sex ratios among captive female bonnet macaques (*Macaca radiata*)”. In: *Animal Behaviour* 29.4 (Nov. 1981), pp. 1106-1120. DOI: 10.1016/s0003-3472(81)80063-2. <URL: [https://doi.org/10.1016/s0003-3472\(81\)80063-2](https://doi.org/10.1016/s0003-3472(81)80063-2)>.
- [205] J. Silk, D. Cheney, and R. Seyfarth. “THE STRUCTURE OF SOCIAL RELATIONSHIPS AMONG FEMALE SAVANNA BABOONS IN MOREMI RESERVE, BOTSWANA”. In: *Behaviour* 136.6 (1999), pp. 679-703. DOI: 10.1163/156853999501522. <URL: <https://doi.org/10.1163/156853999501522>>.
- [206] M. J. A. Simpson and A. E. Simpson. “Birth sex ratios and social rank in rhesus monkey mothers”. In: *Nature* 300.5891 (Dec. 1982), pp. 440-441. DOI: 10.1038/300440a0. <URL: <https://doi.org/10.1038/300440a0>>.
- [207] M. F. Small and S. B. Hrdy. “Secondary sex ratios by maternal rank, parity, and age in captive rhesus macaques (*Macaca mulatta*)”. In: *American Journal of Primatology* 11.4 (1986), pp. 359-365. DOI: 10.1002/ajp.1350110406. <URL: <https://doi.org/10.1002/ajp.1350110406>>.
- [208] B. Smuts and N. Nicolson. “Reproduction in wild female olive baboons”. In: *American Journal of Primatology* 19.4 (1989), pp. 229-246. DOI: 10.1002/ajp.1350190405. <URL: <https://doi.org/10.1002/ajp.1350190405>>.
- [209] N. Snyder-Mackler, S. C. Alberts, and T. J. Bergman. “The socio-genetics of a complex society: female gelada relatedness patterns mirror association patterns in a multilevel society”. In: *Molecular Ecology* 23.24 (Nov. 2014), pp. 6179-6191. DOI: 10.1111/mec.12987. <URL: <https://doi.org/10.1111/mec.12987>>.
- [210] M. B. C. Sousa, A. C. S. da Rocha Albuquerque, F. da Silva Albuquerque, et al. “Behavioral strategies and hormonal profiles of dominant and subordinate common marmoset (*Callithrix jacchus*) females in wild monogamous groups”. In: *American Journal of Primatology* 67.1 (2005), pp. 37-50. DOI: 10.1002/ajp.20168. <URL: <https://doi.org/10.1002/ajp.20168>>.
- [211] A. M. Sparkman, J. R. Adams, T. D. Steury, et al. “Direct fitness benefits of delayed dispersal in the cooperatively breeding red wolf (*Canis rufus*)”. In: *Behavioral Ecology* 22.1 (Dec. 2010), pp. 199-205. DOI: 10.1093/beheco/arq194. <URL: <https://doi.org/10.1093/beheco/arq194>>.

- [212] P. A. Spiering, M. J. Somers, J. E. Maldonado, et al. “Reproductive sharing and proximate factors mediating cooperative breeding in the African wild dog (*Lycaon pictus*)”. In: *Behavioral Ecology and Sociobiology* 64.4 (Nov. 2009), pp. 583-592. DOI: 10.1007/s00265-009-0875-6. <URL: <https://doi.org/10.1007/s00265-009-0875-6>>.
- [213] M. A. Stanton, E. V. Lonsdorf, A. E. Pusey, et al. “Do juveniles help or hinder? Influence of juvenile offspring on maternal behavior and reproductive outcomes in wild chimpanzees (*Pan troglodytes*)”. In: *Journal of Human Evolution* 111 (Oct. 2017), pp. 152-162. DOI: 10.1016/j.jhevol.2017.07.012. <URL: <https://doi.org/10.1016/j.jhevol.2017.07.012>>.
- [214] E. D. Strauss and K. E. Holekamp. “Social alliances improve rank and fitness in convention-based societies”. In: *Proceedings of the National Academy of Sciences* 116.18 (Mar. 2019), pp. 8919-8924. DOI: 10.1073/pnas.1810384116. <URL: <https://doi.org/10.1073/pnas.1810384116>>.
- [215] B. R. Stucki, M. M. Dow, and D. S. Sade. “Variance in intrinsic rates of growth among free-ranging rhesus monkey groups”. In: *American Journal of Physical Anthropology* 84.2 (Feb. 1991), pp. 181-191. DOI: 10.1002/ajpa.1330840208. <URL: <https://doi.org/10.1002/ajpa.1330840208>>.
- [216] Y. Sugiyama and H. Ohsawa. “Population Dynamics of Japanese Monkeys with Special Reference to the Effect of Artificial Feeding”. In: *Folia Primatologica* 39.3-4 (1982), pp. 238-263. DOI: 10.1159/000156080. <URL: <https://doi.org/10.1159/000156080>>.
- [217] A. K. SURRIDGE, K. M. IBRAHIM, D. J. BELL, et al. “Fine-scale genetic structuring in a natural population of European wild rabbits (*Oryctolagus cuniculus*)”. In: *Molecular Ecology* 8.2 (Feb. 1999), pp. 299-307. DOI: 10.1046/j.1365-294x.1999.00570.x. <URL: <https://doi.org/10.1046/j.1365-294x.1999.00570.x>>.
- [218] M. M. Symington. “Sex ratio and maternal rank in wild spider monkeys: when daughters disperse”. In: *Behavioral Ecology and Sociobiology* 20.6 (Jun. 1987), pp. 421-425. DOI: 10.1007/bf00302985. <URL: <https://doi.org/10.1007/bf00302985>>.
- [219] Y. Takahata. “The reproductive biology of a free-ranging troop of Japanese monkeys”. In: *Primates* 21.3 (Jul. 1980), pp. 303-329. DOI: 10.1007/bf02390462. <URL: <https://doi.org/10.1007/bf02390462>>.
- [220] Y. Takahata, N. Koyama, S. Ichino, et al. “The relationship between female rank and reproductive parameters of the ringtailed lemur: a preliminary analysis”. In: *Primates* 49.2 (Dec. 2007), pp. 135-138. DOI: 10.1007/s10329-007-0076-8. <URL: <https://doi.org/10.1007/s10329-007-0076-8>>.
- [221] Y. Takahata, S. Suzuki, N. Agetsuma, et al. “Reproduction of wild Japanese macaque females of Yakushima and Kinkazan Islands: A preliminary report”. In: *Primates* 39.3 (Jul. 1998), pp. 339-349. DOI: 10.1007/bf02573082. <URL: <https://doi.org/10.1007/bf02573082>>.
- [222] L. Taylor and R. W. Sussman. “A preliminary study of kinship and social organization in a semi-free-ranging group of *Lemur catta*”. In: *International Journal of Primatology* 6.6 (Dec. 1985), pp. 601-614. DOI: 10.1007/bf02692291. <URL: <https://doi.org/10.1007/bf02692291>>.
- [223] T. W. Townsend and E. D. Bailey. “Effects of Age, Sex and Weight on Social Rank in Pinned White-tailed Deer”. In: *American Midland Naturalist* 106.1 (Jul. 1981), p. 92. DOI: 10.2307/2425138. <URL: <https://doi.org/10.2307/2425138>>.
- [224] R. C. Van Horn, J. C. Buchan, J. Altmann, et al. “Divided destinies: group choice by female savannah baboons during social group fission”. In: *Behavioral Ecology and Sociobiology* 61.12 (Jun. 2007), p. 1823-1837. ISSN: 1432-0762. DOI: 10.1007/s00265-007-0415-1. <URL: <http://dx.doi.org/10.1007/s00265-007-0415-1>>.
- [225] H. Vervaecke, C. Roden, and H. de Vries. “Dominance, fatness and fitness in female American bison, *Bison bison*”. In: *Animal Behaviour* 70.4 (Oct. 2005), pp. 763-770. DOI: 10.1016/j.anbehav.2004.12.018. <URL: <https://doi.org/10.1016/j.anbehav.2004.12.018>>.

- [226] L. Vigilant, M. Hofreiter, H. Siedel, et al. “Paternity and relatedness in wild chimpanzee communities”. In: *Proceedings of the National Academy of Sciences* 98.23 (Oct. 2001), pp. 12890-12895. DOI: 10.1073/pnas.231320498. <URL: <https://doi.org/10.1073/pnas.231320498>>.
- [227] J. Visser, T. Robinson, and B. J. van Vuuren. “Spatial genetic structure in the rock hyrax (*Procavia capensis*) across the Namaqualand and western Fynbos areas of South Africa — a mitochondrial and microsatellite perspective”. In: *Canadian Journal of Zoology* 98.8 (Aug. 2020), pp. 557-571. DOI: 10.1139/cjz-2019-0154. <URL: <https://doi.org/10.1139/cjz-2019-0154>>.
- [228] D. D. VRIES, A. KOENIG, and C. BORRIES. “Female reproductive success in a species with an age-inversed hierarchy”. In: *Integrative Zoology* 11.6 (Nov. 2016), pp. 433-446. DOI: 10.1111/1749-4877.12201. <URL: <https://doi.org/10.1111/1749-4877.12201>>.
- [229] E. D. Wallace and N. C. Bennett. “The colony structure and social organization of the giant Zambian mole-rat, *Cryptomys mechowii*”. In: *Journal of Zoology* 244.1 (Jan. 1998), pp. 51-61. DOI: 10.1111/j.1469-7998.1998.tb00006.x. <URL: <https://doi.org/10.1111/j.1469-7998.1998.tb00006.x>>.
- [230] S. K. Wasser and D. P. Barash. “Reproductive Suppression Among Female Mammals: Implications for Biomedicine and Sexual Selection Theory”. In: *The Quarterly Review of Biology* 58.4 (Dec. 1983), pp. 513-538. DOI: 10.1086/413545. <URL: <https://doi.org/10.1086/413545>>.
- [231] S. K. Wasser and A. K. Starling. “Proximate and ultimate causes of reproductive suppression among female yellow baboons at Mikumi National Park, Tanzania”. In: *American Journal of Primatology* 16.2 (1988), p. 97–121. ISSN: 1098-2345. DOI: 10.1002/ajp.1350160202. <URL: <http://dx.doi.org/10.1002/ajp.1350160202>>.
- [232] S. K. Wasser and A. K. Starling. “Proximate and ultimate causes of reproductive suppression among female yellow baboons at Mikumi National Park, Tanzania”. In: *American Journal of Primatology* 16.2 (1988), pp. 97-121. DOI: 10.1002/ajp.1350160202. <URL: <https://doi.org/10.1002/ajp.1350160202>>.
- [233] S. Wasser, G. Norton, S. Kleindorfer, et al. “Population trend alters the effects of maternal dominance rank on lifetime reproductive success in yellow baboons (*Papio cynocephalus*)”. In: *Behavioral Ecology and Sociobiology* 56.4 (May. 2004). DOI: 10.1007/s00265-004-0797-2. <URL: <https://doi.org/10.1007/s00265-004-0797-2>>.
- [234] D. P. Watts. “Social relationships of immigrant and resident female mountain gorillas, II: Relatedness, residence, and relationships between females”. In: *American Journal of Primatology* 32.1 (1994), pp. 13-30. DOI: 10.1002/ajp.1350320103. <URL: <https://doi.org/10.1002/ajp.1350320103>>.
- [235] H. E. Watts, J. B. Tanner, B. L. Lundrigan, et al. “Post-weaning maternal effects and the evolution of female dominance in the spotted hyena”. In: *Proceedings of the Royal Society B: Biological Sciences* 276.1665 (Mar. 2009), pp. 2291-2298. DOI: 10.1098/rspb.2009.0268. <URL: <https://doi.org/10.1098/rspb.2009.0268>>.
- [236] L. Wauters and A. A. Dhondt. “Body Weight, Longevity and Reproductive Success in Red Squirrels (*Sciurus vulgaris*)”. In: *The Journal of Animal Ecology* 58.2 (Jun. 1989), p. 637. DOI: 10.2307/4853. <URL: <https://doi.org/10.2307/4853>>.
- [237] C. Welker, H. H&ouml;l, and C. Sch&auml;l-Witt. “Significance of Kin Relations and Individual Preferences in the Social Behaviour of *Cebus apella*”. In: *Folia Primatologica* 54.3-4 (1990), pp. 166-170. DOI: 10.1159/000156440. <URL: <https://doi.org/10.1159/000156440>>.
- [238] P. A. White. “Maternal rank is not correlated with cub survival in the spotted hyena, *Crocuta crocuta*”. In: *Behavioral Ecology* 16.3 (Feb. 2005), pp. 606-613. DOI: 10.1093/beheco/ari033. <URL: <https://doi.org/10.1093/beheco/ari033>>.

- [239] M. E. Wilson, T. P. Gordon, and I. S. Bernstein. “Timing of Births and Reproductive Success in Rhesus Monkey Social Groups”. In: *Journal of Medical Primatology* 7.4 (1978), pp. 202-212. DOI: 10.1159/000459880. <URL: <https://doi.org/10.1159/000459880>>.
- [240] L. D. Wolfe. “Female rank and reproductive success among arashiyama B Japanese macaques (*Macaca fuscata*)”. In: *International Journal of Primatology* 5.2 (Apr. 1984), pp. 133-143. DOI: 10.1007/bf02735737. <URL: <https://doi.org/10.1007/bf02735737>>.
- [241] J. O. Wolff, A. S. Dunlap, and E. Ritchhart. “Adult female prairie voles and meadow voles do not suppress reproduction in their daughters”. In: *Behavioural Processes* 55.3 (Sep. 2001), pp. 157-162. DOI: 10.1016/s0376-6357(01)00176-0. <URL: [https://doi.org/10.1016/s0376-6357\(01\)00176-0](https://doi.org/10.1016/s0376-6357(01)00176-0)>.
- [242] R. Wrangham. “Drinking competition in vervet monkeys”. In: *Animal Behaviour* 29.3 (Aug. 1981), pp. 904-910. DOI: 10.1016/s0003-3472(81)80027-9. <URL: [https://doi.org/10.1016/s0003-3472\(81\)80027-9](https://doi.org/10.1016/s0003-3472(81)80027-9)>.
- [243] E. Zimen. “On the Regulation of Pack Size in Wolves”. In: *Zeitschrift für Tierpsychologie* 40.3 (Apr. 2010), pp. 300-341. DOI: 10.1111/j.1439-0310.1976.tb00939.x. <URL: <https://doi.org/10.1111/j.1439-0310.1976.tb00939.x>>.
- [244] T. Ziporyn and M. K. McClintock. “Passing as an Indicator of Social Dominance Among Female Wild and Domestic Norway Rats”. In: *Behaviour* 118.1-2 (1991), pp. 26-41. DOI: 10.1163/156853991x00184. <URL: <https://doi.org/10.1163/156853991x00184>>.
- [245] Altmann, Hausfater, J. 1988. “Determinants of Reproductive Success in Savannah Baboons, *Papio Cynocephalus*.” In *Reproductive Success: Studies of Individual Variation in Contrasting Breeding Systems*, edited by T. H. Clutton-Brock, 403–18. Princeton University Press.
- [246] Altmann J, Alberts SC. 2003. “Intraspecific Variability in Fertility and Offspring Survival in a Nonhuman Primate: Behavioral Control of Ecological and Social Sources.” In *Offspring: Human Fertility Behavior in Biodemographic Perspective*, edited by Bulatao RA Wachter KW, 6. ashington (DC): National Academies Press (US).
- [247] Baker AJ, Dietz JM, Bales K. 2002. “Mating System and Group Dynamics in Lion Tamarins.” In *Lion Tamarins: Biology and Conservation*, edited by Rylands AB Kleiman DG, 188–212. Washington, Smithsonian Institution Press.
- [248] Baniel A, Huchard E, Carter AJ. in press. “Exploring Environmental and Social Predictors of Reproductive Pace in a Desert-Dwelling Baboon,” in press. Busse, C. 1982. “Social Dominance and Offspring Mortality Among Female Chacma Baboons.” *Int J Primatol* 3: 267.
- [249] Byers, John A. 1997. *American Pronghorn: Social Adaptations and the Ghosts of Predators Past*. University of Chicago Press.
- [250] Cheney, Dorothy L, Robert M Seyfarth, Julia Fischer, Jacinta C Beehner, Thore J Bergman, Sara E Johnson, Dawn M Kitchen, Ryne A Palombit, Drew Rendall, and Joan B Silk. 2006. “Reproduction, Mortality, and Female Reproductive Success in Chacma Baboons of the Okavango Delta, Botswana.” In *Reproduction and Fitness in Baboons: Behavioral, Ecological, and Life History Perspectives*, 147–76. Springer.
- [251] Cheney, R. M. Seyfarth, D. L., and P. C. Lee. 1988. “Reproductive Success in Vervet Monkeys.” In *Reproductive Success: Studies of Individual Variation in Contrasting Breeding Systems*, edited by T. H. Clutton-Brock, 384–402. Princeton University Press.
- [252] Di Bitetti, Mario S, and Charles H Janson. 2001. “Reproductive Socioecology of Tufted Capuchins (*Cebus Apella Nigrurus*) in Northeastern Argentina.” *International Journal of Primatology* 22 (2): 127–42.
- [253] Frank, Laurence G, Kay E Holekamp, and Laura Smale. 1995. “Dominance, Demography, and Reproductive Success of Female Spotted Hyenas.” *Serengeti II: Dynamics, Management, and Conservation of an Ecosystem*, 364–84.



- [254] Fürtbauer, Ines. 2011. “The Socio-Endocrinology of Female Reproductive Strategies in Wild Assamese Macaques (*Macaca Assamensis*).” PhD thesis, Göttingen University.
- [255] Gaillard, J-M, Serge Brandt, and J-M Jullien. 1993. “Body Weight Effect on Reproduction of Young Wild Boar (*Sus Scrofa*) Females: A Comparative Analysis.” *Folia Zoologica (Brno)* 42 (3): 204–12.
- [256] Gese, Eric M. 2004. “Coyotes in Yellowstone National Park: The Influence of Dominance on Foraging, Territoriality, and Fitness.” *Biology and Conservation of Wild Canids*. Oxford University Press, New York, New York, USA, 271–83.
- [257] Isbell, Lynne A, and Jill D Pruettz. 1998. “Differences Between Vervets (*Cercopithecus Aethiops*) and Patas Monkeys (*Erythrocebus Patas*) in Agonistic Interactions Between Adult Females.” *International Journal of Primatology* 19 (5): 837–55.
- [258] Kopp, Gisela. 2015. “Gene Flow Dynamics in Baboons—the Influence of Social Systems.” PhD thesis, Göttingen University.
- [259] Koyama, Nicola F. 2003. “Matrilineal Cohesion and Social Networks in *Macaca Fuscata*.” *International Journal of Primatology* 24 (4): 797–811.
- [260] Kubzdela, Katarzyna Stefania. 1998. “Sociodemography in Diurnal Primates: The Effects of Group Size and Female Dominance Rank on Intragroup Spatial Distribution, Feeding Competition, Female Reproductive Success, and Female Dispersal Patterns in White Sifaka, *Propithecus Verreauxi Verreauxi*.” PhD thesis, University of Chicago.
- [261] Larney, Eileen. 2013. “The Influence of Genetic and Social Structure on Reproduction in Phayre’s Leaf Monkeys (*Trachypithecus Phayrei Crepusculus*).” PhD thesis, State University of New York at Stony Brook.
- [262] Lynch, Emily Claire. 2016. “Paternal Kinship in a Matrilocal Society of Olive Baboons (*Papio Hamadryas Anubis*) in Laikipia District, Kenya.” PhD thesis, Rutgers The State University of New Jersey-New Brunswick.
- [263] Nievergelt, Caroline M, Leslie J Digby, Uma Ramakrishnan, and David S Woodruff. 2000. “Genetic Analysis of Group Composition and Breeding System in a Wild Common Marmoset (*Callithrix Jacchus*) Population.” *International Journal of Primatology* 21 (1): 1–20.
- [264] Paul, Kuester, A. 1996. “Differential Reproduction in Male and Female Barbary Macaques.” In *Evolution and Ecology of Macaque Societies*, edited by Lindburg D. G. Fa J. E., 293–317. Cambridge University Press.
- [265] Roosmalen, Marc GM van. 1980. “Habitat Preferences, Diet, Feeding Strategy and Social Organization of the Black Spider Monkey (*Ateles Paniscus Paniscus* Linnaeus 1758) in Surinam.” PhD thesis, Roosmalen.
- [266] Rubenstein, Daniel I, and CASSANDRA M Nuñez. 2009. “Sociality and Reproductive Skew in Horses and Zebras.” *Reproductive Skew in Vertebrates: Proximate and Ultimate Causes*, 196–226.
- [267] Santiago-Moreno, Julián, Amelia Gómez-Brunet, Antonio González-Bulnes, Benoit Malpoux, Philippe Chemineau, Antonio Pulido-Pastor, and Antonio López-Sebastián. 2003. “Seasonal Ovulatory Activity and Plasma Prolactin Concentrations in the Spanish Ibex (*Capra Pyrenaica Hispanica*) Maintained in Captivity.” *Reproduction Nutrition Development* 43 (3): 217–24.
- [268] Setchell, Joanna M, Phyllis C Lee, E Jean Wickings, and Alan F Dixon. 2002. “Reproductive Parameters and Maternal Investment in Mandrills (*Mandrillus Sphinx*).” *International Journal of Primatology* 23 (1): 51–68.

- [269] Sinderbrand, Carly Anne. 2011. “The Relationship of Dominance, Reproductive State and Stress in a Non-Cooperative Breeder, the Domestic Horse (*Equus Caballus*).” PhD thesis, Western Kentucky University. Smith, Andrew C, ER Tirado Herrera, Hannah M Buchanan-Smith, and Eckhard W Heymann. 2001. “Multiple Breeding Females and Allo-Nursing in a Wild Group of Moustached Tamarins (*Saguinus Mystax*).” *Neotropical Primates* 9 (2): 67–69.
- [270] Visser, Jacobus Hendrik. 2013. “Gene-Flow in the Rock Hyrax (*Procavia Capensis*) at Different Spatial Scales.” PhD thesis, Stellenbosch: Stellenbosch University.
- [271] Whitten, Patricia L. 1983. “Diet and Dominance Among Female Vervet Monkeys (*Cercopithecus Aethiops*).” *American Journal of Primatology* 5 (2): 139–59.
- [272] Wittig, Roman M, and Christophe Boesch. 2003. “Food Competition and Linear Dominance Hierarchy Among Female Chimpanzees of the Tai National Park.” *International Journal of Primatology* 24 (4): 847–67.